

SALUT



O'zbekiston Respublikasi
Xalq ta'limi vazirligi
nashrga tavsiya etgan

Yangi nashr

Nom _____
Prénom _____
Classe _____
École _____

Tachkent – 2021

UO'K 811.133.1(075.3)
KBK 81.2 Fr
F 88

Tuzuvchilar:

Shodiyor Nishonboyev, Elyor Ukkiyev,
Hamza Bobojonov, Dostonbek Raximov

Taqrizchilar:

- Z. Davronova** – O'zDJTU fransuz tili nazariyasi va amaliyoti kafedrasini mudiri.
- J. Yakubov** – O'zDJTU fransuz tili nazariyasi va amaliyoti kafedrasini o'qituvchisi, filologiya fanlari doktori, professor.
- G. Qo'chqorova** – Xorazm viloyati Tuproqqal'a tumanidagi 17-maktab fransuz tili fani o'qituvchisi.
- Sh. Xolova** – Buxoro viloyati Vobkent tumanidagi 21-umumiy o'rta ta'lim maktabi fransuz tili fani o'qituvchisi.

Fransuz tili mashq daftari [Matn] / Sh.Nishonboyev [va boshq.] – Toshkent: Respublika ta'lim markazi, 2021. – 80 b.



*Respublika maqsadli kitob jamg'armasi mablag'lari
hisobidan chop etildi.*

*Original maket va dizayn konsepsiyasi
Respublika ta'lim markazi tomonidan ishlandi.*

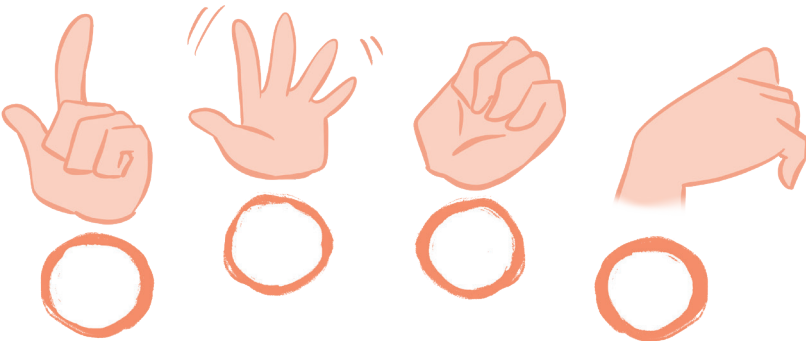
UNITÉ 1 BONJOUR !

LEÇON 1 AH, LA FRANCE !...

1. Répète les gestes de salutations.
Salomlashish harakatlarini takrorlang.



2. Quel geste de salutation est correct?
Qaysi salomlashish harakati to'g'ri?



1. Identifie les gestes de salutations et colorie les cases.
Salomlashish harakatlarini aniqlang va kataklarni bo'yang.




2. Trace et colorie le chemin de Chaperon Rouge.
Qizil qalpoqchanning yo'lini belgilang va bo'yang.



1. Relie les héros du manuel avec leurs prénoms.

Darslik qahramonlari ismini toping va rasmlar bilan tutashtiring.



Théo

Aziza

Léa

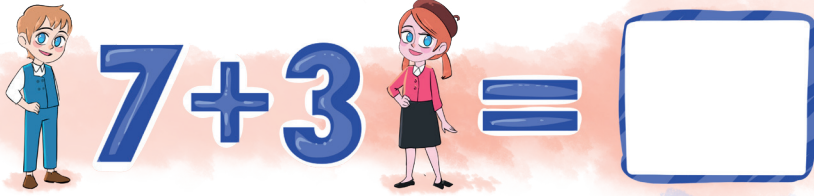
Kamol

2. Dessine ton propre portrait.

Rasmingizni chizing.




1. Fais un exercice mathématique.
Matematik amalni bajaring.


$$7 + 3 = \square$$


$$5 + 2 = \square$$

2. Observe et écris l'âge.
Kuzating va yoshini yozing.



LEÇON 5 J'HABITE À SAMARKAND ET TOI ?

1. Relie.
Tutashtiring.




2. Dessine ta ville (ton village).
O'z yashash joyingizni chizing.



1. Colorie d'après les couleurs données.
Berilgan ranglar asosida bo'yang.



2. Observe les gestes de dire au revoir et répète-les.
Xayrlashish harakatlarini ko'rib chiqing va ularni takrorlang.



UNITÉ 2 FAMILLE IDÉALE !

LEÇON


1

C'EST MA FAMILLE

1. Regarde et relie les images.
Rasmlarni tutashtiring.



2. Observe les images et associe-les.
Rasmlarni mos soyalar bilan tutashtiring.



1. Observe et colorie.
Rasmni bo'yang.




2. Identifie et numérote.
Ketma-ketlikni toping va raqamlang.




1. Numérote les images.
Rasmlarni ketma-ketlikda raqamlang.



2. Relie les images qui correspondent.
Rasmlarga qarang va mos kelganlarini tutashtiring.



1. Marque les images qui correspondent à Papi.
Boboga taalluqli rasmlarni belgilang.



2. Fais des problèmes.
Misollarni yeching.



1. Marque les images qui correspondent à Mamie.
Buviga taalluqli rasmlarni belgilang.



2. Relie les nombres avec les images.
Sonlarni mos rasmlar bilan tutashtiring.

9
6
3
5
8
4
10
1
7
2

★ ★ ★ ★ ★ ★ ★ ★ ★ ★
☀ ☀


🍎 🍎 🍎 🍎 🍎
❄

🍃 🍃 🍃 🍃 🍃 🍃
☁ ☁ ☁ ☁ ☁ ☁


🌸 🌸 🌸 🌸 🌸 🌸
🌙 🌙 🌙

🌳 🌳 🌳 🌳
🍂 🍂 🍂 🍂 🍂 🍂 🍂

1. Colorie l'image.
Rasmni bo'yang.



2. Comment Léa va chez son amie Aziza?
Trace le chemin.
Lea Azizanikiga qanday boradi? Yo'lini belgilang.



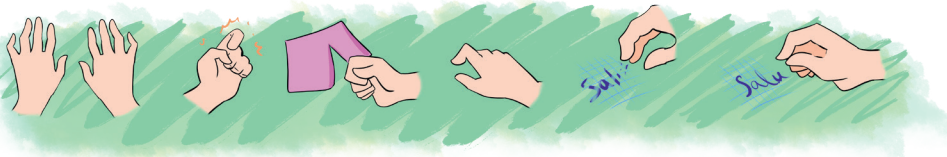
UNITÉ 3 VIVE L'ÉCOLE !

LEÇON 1 QU'EST-CE QUE C'EST ?

1. Trouve les ombres de chaque fourniture scolaire.
Har bir o'quv quolini soyasi bilan tutashtiring.



2. Relie les images.
Mos rasmlarni tutashtiring.



1. Devine le nombre des fournitures de la classe.

Sinfdagi jihozlar sonini toping.



1 2 3 4 5 6 7 9 10



1 2 3 4 5 6 7 9 10



1 2 3 4 5 6 7 9 10



1 2 3 4 5 6 7 9 10


2. Relie avec son paire. Attention il y a un objet de trop.

Predmetlarni jufti bilan tutashtiring. E'tibor bering!
Bitta ortiqcha sinf jihozi bor.



1. Trouve les nombres des objets scolaires et relie-les.

O'quv qurollarining sonini toping va mos rasmlarni tutashtiring.



2. Trace le chemin du bus scolaire.
Maktab avtobusining yo'lini belgilang.




LEÇON 4 CONSIGNES DE LA CLASSE

1. Relie les images.
Rasmlarni tutashtiring.




2. Barre l'intrus.
Qatorlardagi ortiqcha buyumni belgilang.




1. Indique les bonnes conduites du garçon.
Colorie les cases.

Bolaning yaxshi odatlarini aniqlang. Kataklarni bo'yang.



2. Entoure ce que tu aimes et ce que tu n'aimes pas.

Sevimli va yoqtirmagan mashg'ulotingizni belgilang.



1. Colorie d'après le livre de l'élève.
O'quvchi kitobi bo'yicha bo'yang.



2. Observe et calcule.
Matematik amalni hisoblang.



UNITÉ 4 BIENVENUE CHEZ MOI !

LEÇON


1

LÉA, TU AIMES TA MAISON ?

1. Complète le Sudoku.
Sudokuni bajaring.



2. Dessine une maison selon l'exemple.
Namunadagi singari uy rasmini chizing va bo'yang.





1. Entoure les choses d'après leurs dispositions.
Rasmdagi jihozlarni agar ichida bo'lsa aylana bilan, ostida bo'lsa – to'rtburchak bilan, ustida bo'lsa – uchburchak bilan belgilang.



2. Complète les dessins.

Uy jihozlarining tushirib qoldirilgan qismini chizing.



1. Relie les images.

O'yinchoqlarning yuqori va pastki qismlarini tutashtiring.




2. Relie les points et colorie l'image.

Rasmni raqamlar ketma-ketligida bo'yang.



1. Colorie les jouets qui sont sur la table.
Stol ustidagi o'yinchoqlarni bo'yang.




2. Suis les lignes et trouve à qui appartiennent les jouets.
Yo'nalishlar bo'yicha boring va o'yinchoqlar kimga tegishligini toping.



LEÇON 5 QUEL EST TON JOUET PRÉFÉRÉ ?

1. Dessine les parties qui manquent.

Rasmda yetishmayotgan bo'laklarni toping va chizing.



2. Barre l'objet qui est en trop.

Har bir qatordagi ortiqcha buyumni belgilang.



1. Aide chaque Schtroumpfs à trouver leur maison.
Smurflar o'z uylariga borishiga yordam bering.




2. Observe les images et coche avec si tu aimes, coche avec si tu n'aimes pas.
Rasmlarni kuzating va yoqtirgan mashg'ulotingizni belgisi bilan, yoqtirmagan mashg'ulotingizni bilan belgilang.



UNITÉ 5 EN FORME?

LEÇON 1 J'AI UNE TÊTE, DEUX BRAS, ...


1. Observe l'image et numérote.
Rasmga qarang va raqamlang.



2. Relie.
Tutashtiring.




1. Compte ses pattes et colorie.
Oyoqchalarini sanang va bo'yang.



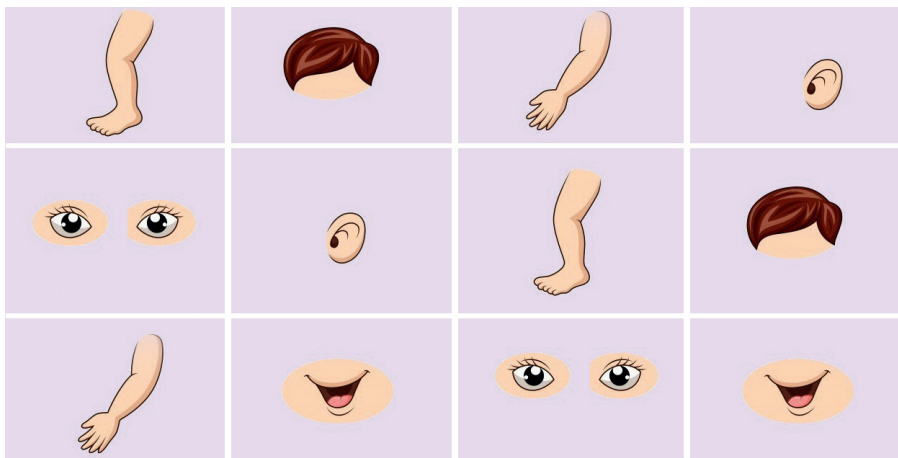
2. Quels chiffres tu vois?
Rasmda yashiringan sonlarni toping va yozing.



1. Relie.
Tutashtiring.



2. Trouve des parties du corps identiques.
Bir xil tana a'zolari rasmini toping.



1. Observe, trouve et identifie.

Rasmlarga qarang va mos kelganlarini tutashtiring.



2. Mets des vêtements propres dans l'armoire et des vêtements sales dans la machine à laver.

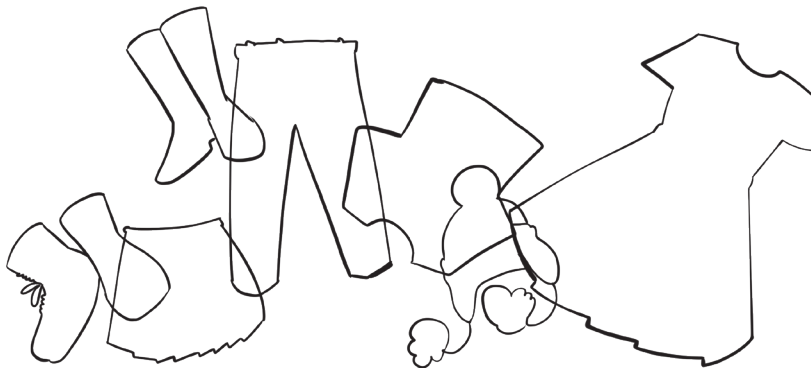
Toza kiyimlarni shkafga, kir kiyimlarni kir yuvish mashinasiga qo'ying.



1. Regarde et relie. Attention, il y a une faute.
Rasmga qarang va mos kelganlarini tutashtiring.
Diqqat qiling, bitta xato bor.



2. Colorie et comte combien de vêtements tu vois.
Rasmni bo'yang va nechta kiyim borligini sanang.




1. Partage des vêtements en 2 groupes.

Kiyimlarni 2 guruhga ajrating.




2. Colorie.
Bo'yang.




UNITÉ 6 YOUPI ! C'EST L'ÉTÉ !

LEÇON 1 LES SAISONS DE L'ANNÉE.


1. Relie les images.
Rasmlarni tutashtiring.



2. Colorie!
Bo'yang!




1. Fais l'activité "Train d'hiver". Numérote.
"Qishki poyezd" mashqini bajaring. Raqamlang.



2. Trouve 10 différences.
10 ta farqni toping.



1. Trouve la réponse correcte.
To'g'ri javobni toping.



2. Coin pour dessiner.
Varrak rasmini chizing.



1. Regarde et identifie les images concernant l'été.

Yoz fasliga taalluqli rasmlarni aniqlang.




2. Aide la fourmi à trouver des grains.
Chumoliga yemish topishda yordam bering.



1. Quels vêtements on porte en automne?
Qaysi kiyimlar kuzda kiyiladi?



2. Identifie la météo d'automne.
Kuz fasliga oid ob-havoni aniqlang.



1. Compte et colorie des chiffres.
Sanang va bo'yang.

1 2 3 4 5 6 7 8 9

10 11 12 13 14 15

16 17 18 19 20

2. Relie les objets avec la saison correspondante.
Rasmlarni fasllarga mos tarzda tutashtiring.



UNITÉ 7 MANGER SAIN

LEÇON

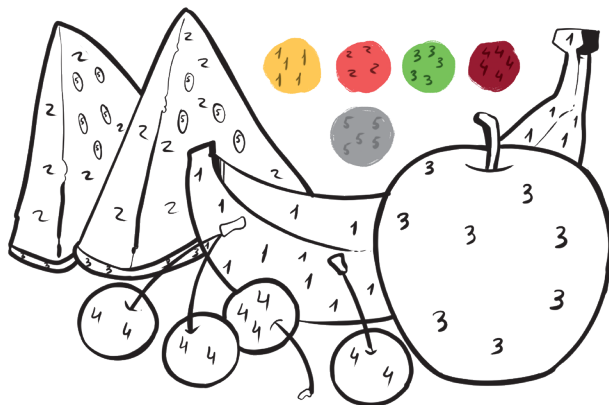
1

OUI, J'AIME LA CERISE

1. Relie chaque fruit à sa moitié.
Mevalarni mos qismi bilan tutashtiring.



2. Colorie les fruits en suivant le code indiqué.
Berilgan kod yordamida mevalarni bo'yang.



1. Coche des fruits d'après ta préférence.

Yoqtirgan mevangizni qizil rang bilan, yomon ko'rgan mevangizni esa ko'k rang bilan belgilang.



2. Écris les nombres des fruits dans les cases.


Sanang va mevalar sonini kataklarga yozing.





1. Compte les légumes et écris dans les cases au dessous.
Sabzavotlarni sanang va pastdagi kataklarga yozing.



2. Complète les images avec des pièces manquantes.
Rasmlarni o'z parchasi bilan birlashtiring.



1. Fais des 4 confitures en utilisant les fruits.
Mevalardan foydalanib 4 xil murabbo tayyorlang.



2. Observe les images et numérote!
Rasmlarga qarang va raqam qo'ying.



1. Peux-tu résoudre ce problème?

Masalani ishlay olasizmi? 5 ta pomidor – 2 kg,
4 ta nok – 1 kg.

10 ta pomidor va 8 ta nok necha kilogramm
bo'ladi?



2. Quels fruits tu aimes? Mets dans le cartable.
Qaysi mevalarni yaxshi ko'rasiz? Portfelga soling.




1. Résous un problème.

Jami 10 ta sabzi bor. Quyon har safar 3 ta sabzi olib keldi. 1 ta sabzini o'zi yedi. U necha marta borib kelgan. Javobingizni katakchaga yozing.



2. Trouve de bonnes images.

Rasm to'g'ri bo'lsa, "+" belgisini, xato bo'lsa, "-" belgisini qo'ying.




UNITÉ 8 BON APPÉTIT !

LEÇON 1 J'AIME LE CHOCOLAT !

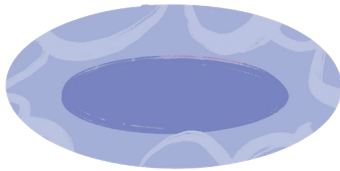
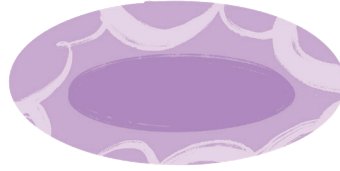
1. Dessine la moitié des aliments suivants.
Mahsulotlar rasmining davomini chizing.



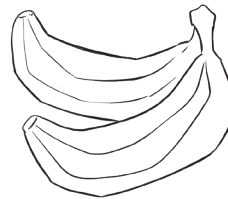

2. Trace le chemin. Qui mange du chocolat?
Shokoladga olib boruvchi yo'lni toping.



1. Regarde les images et associe.
Rasmlarga qarang va tutashtiring.

**SUCRÉ****SALÉ**

2. Colorie des aliments.
Mahsulotlar tasvirini bo'yang.




1. Observe et marque des aliments que tu aimes.

Yaxshi ko'rgan mahsulotlaringizni belgilang.



2. Fais ce problème.

Oilada 5 kishi bor. Ota har kuni 3 ta non sotib olsa, 5 kunda jami nechta non sotib oladi?




1. Classifie les fruits jaunes et rouges avec des bouteilles pareilles.

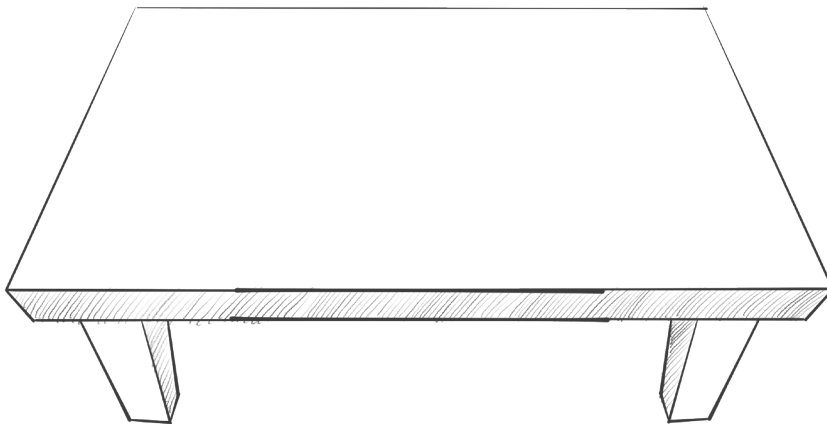
Sariq va qizil rangli mevalarni mos idishlarga tutashtiring.



2. Mets dans les cases “+” pour les boissons chaudes et “-” pour les boissons froides. Issiq ichimliklar ostiga “+” va sovuqlariga “-” qo‘ying.



1. Dessine ton petit déjeuner.
Nonushtangiz rasmini chizing.



2. Compose par l'ordre et numérote.
Ketma-ketlikda raqamlang.



UNITÉ 9 AU MONDE DES ANIMAUX

LEÇON

1

DANS LA FERME


1. Relie chaque animal à son ombre.
Har bir hayvonni o'z soyasi bilan tutashtiring.



2. Quels animaux habitent dans la ferme?
Qaysi hayvonlar fermada yashaydi?



1. Devine l'ombre correcte des animaux et coche-le!
 Hayvonlarning soyasi to'g'ri aks ettirilgan rasmni toping va belgilang.



2. Qu'est-ce que mange le lion et l'ours?
 Sher va ayiq nima yeydi? Toping va birlashtiring.



1. Identifie et marque le NAC.

Yangi xonakilashtirilgan uy hayvonlarini belgilang.



2. Aide le lapin à trouver les carottes.

Quyonga sabzilarni topishda yordam bering.



1. Fais un problème mathématique.
Masalani ishleng.



2. Où habitent ces animaux? Relie.
Bu hayvonlar qayerda yashaydi? Tutashtiring.




1. Fais un exercice mathématique.
Masalani bajaring. Javobini aylana ichiga yozing.




2. Trace le chemin.

Yo'lni belgilang. Xo'roz, tovuq va jo'jaga o'z yemishlarini topishda yordam bering.



1. Numérote et trouve qui est champion?
Qarab chiqing va raqamlang. Kim g'olibligini toping.







2. Relie les images.
Uy hayvonlarini yetishtirib beradigan mahsulotlari bilan tutashtiring.



JE M'AMUSE !

Découpe et colle.

Qirqing va yopishtiring.



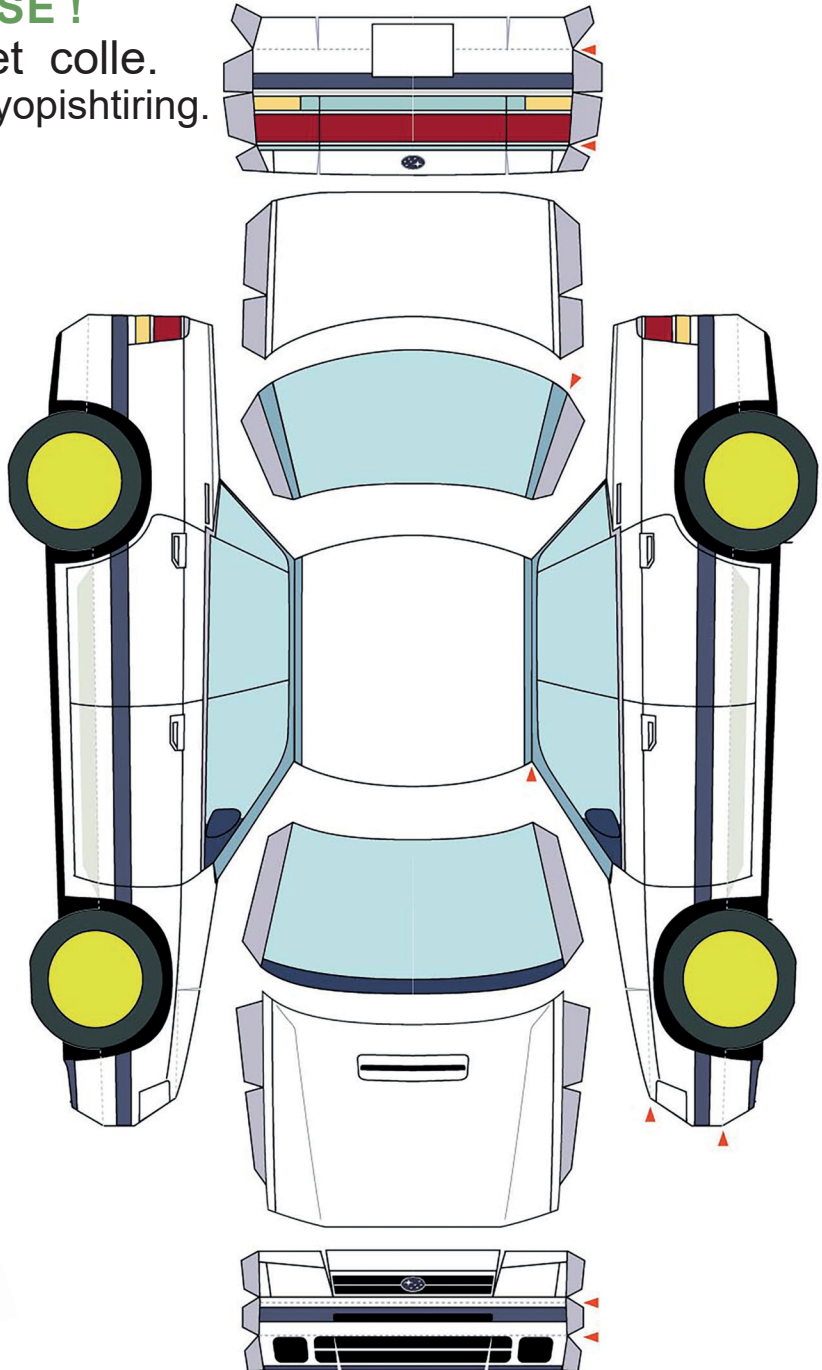
JE M'AMUSE !

Découpe et colle.
Qirqing va yopishtiring.



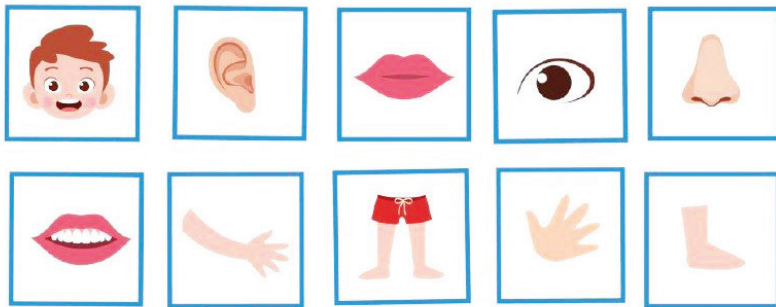

JE M'AMUSE !

Découpe et colle.
Qirqing va yopishtiring.



JE M'AMUSE !

Découpe et colle.
Qirqing va yopishtiring.








JE M'AMUSE !

Découpe et colle.
Qirqing va yopishtiring.






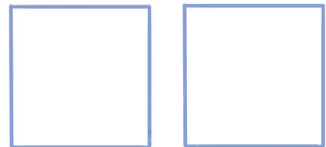



JE M'AMUSE !

Découpe et colle.
Qirqing va yopishtiring.




JE M'AMUSE !

Découpe et colle.
Qirqing va yopishtiring.



JE M'AMUSE !

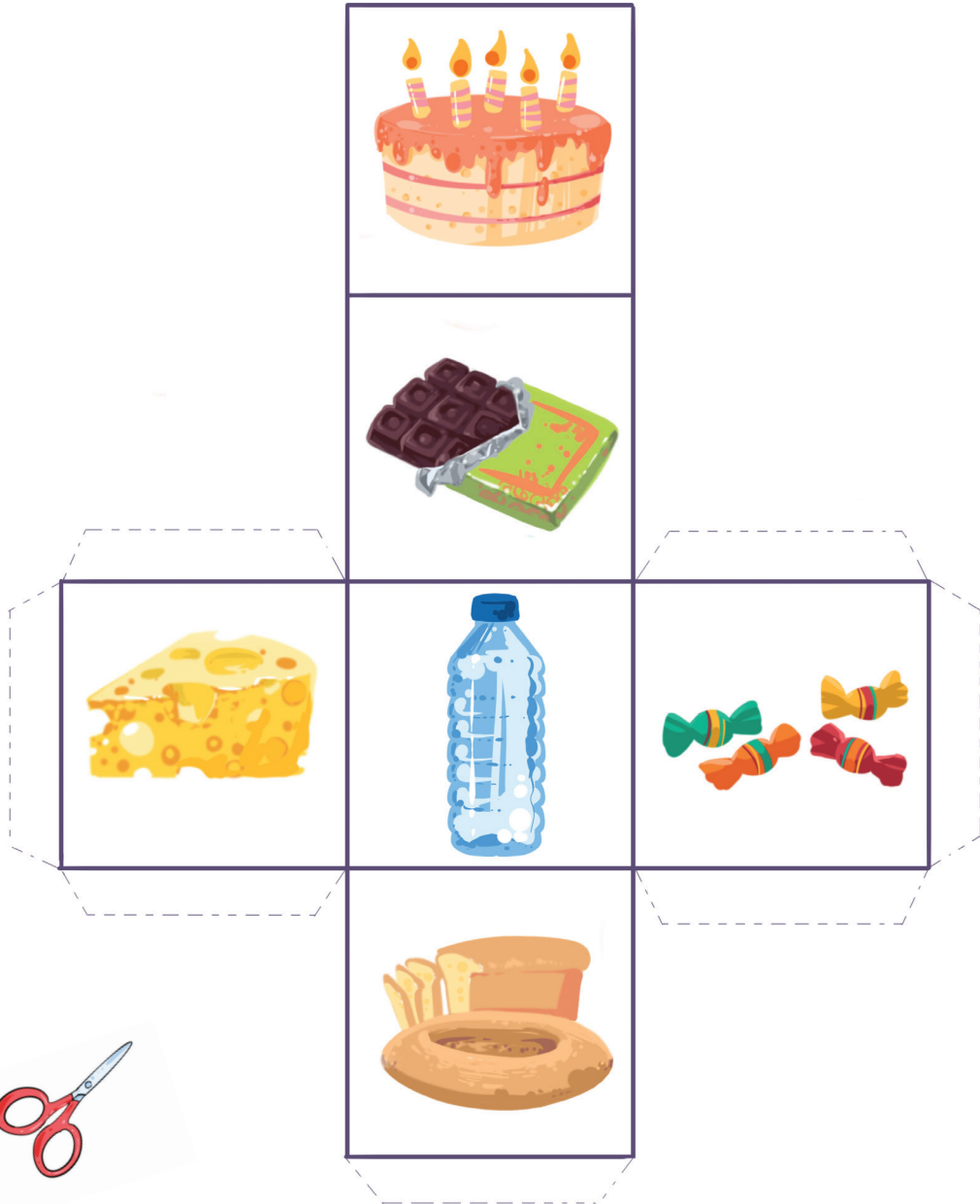
Découpe et colle.
Qirqing va yopishtiring.



JE M'AMUSE !

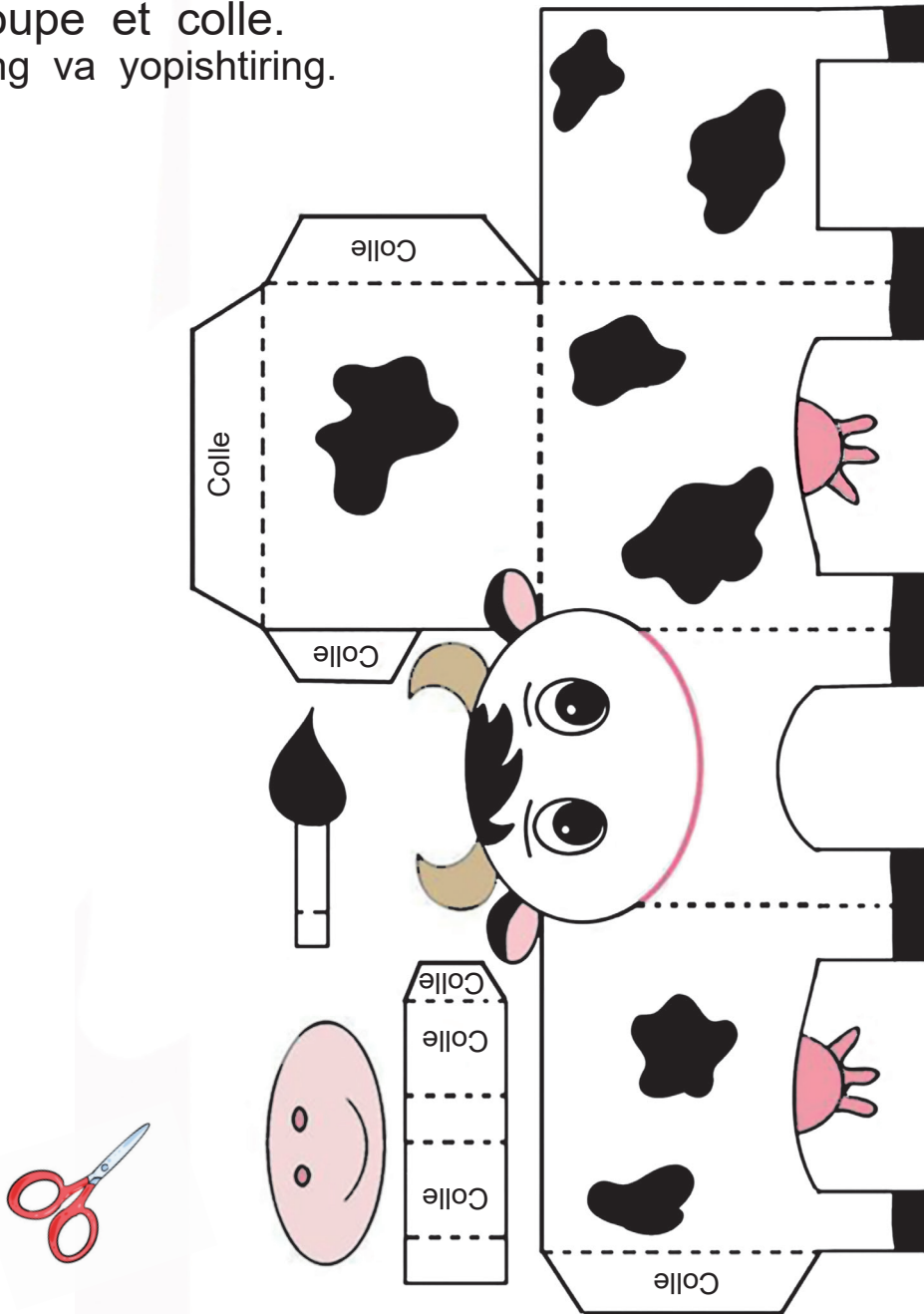
Découpe et colle.

Qirqing va yopishtiring.



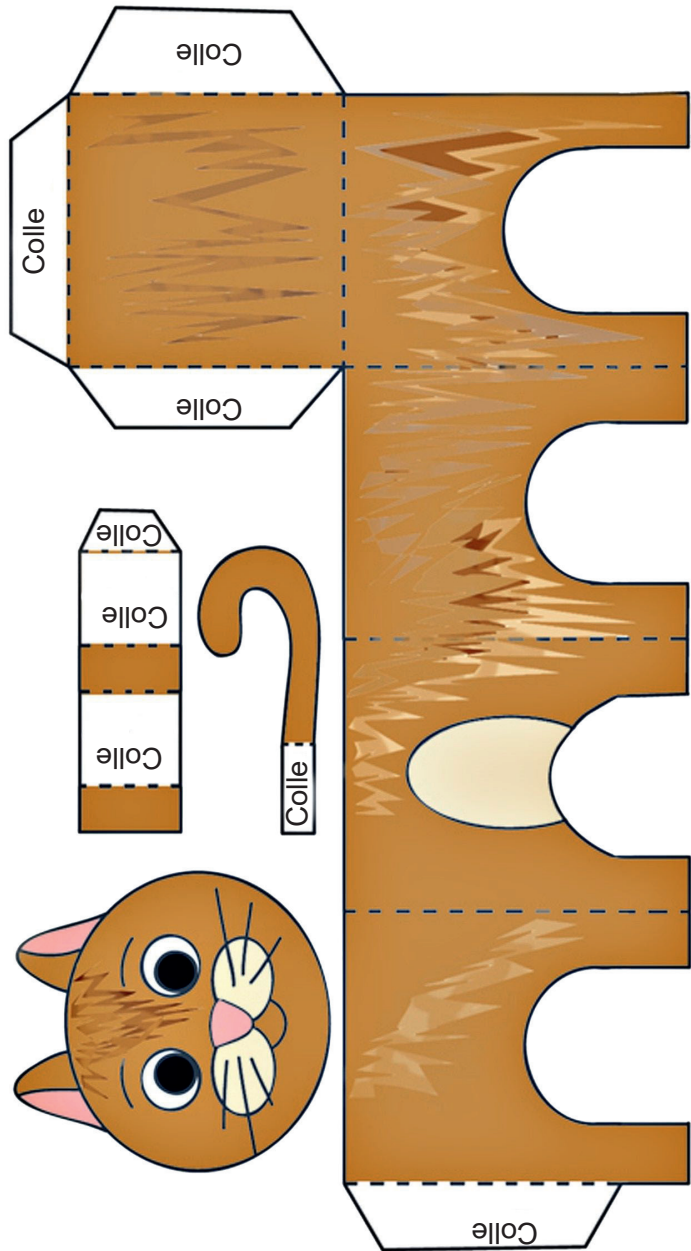
JE M'AMUSE !

Découpe et colle.
Qirqing va yopishtiring.



JE M'AMUSE !

Découpe et colle.
Qirqing va yopishtiring.



SALUT !

DIPLÔME

Ce diplôme est décerné à

_____ un grand bravo!



Bien amicalement l'équipe du manuel de "Salut 1"

O'quv nashri

Shodiyor Nishonboyev, Elyor Ukkiyev,
Hamza Bobojonov, Dostonbek Raximov

FRANSUZ TILI

*Umumiy o'rta ta'lim maktablarining
1-sinfi uchun mashq daftari*

Muharrir *Zumrad Sattarova*
O'zbekcha matn muharriri *Orifjon Madvaliyev*
Rassom *Bonu Nasriddinova*
Texnik muharrir *Akmal Sulaymonov*
Dizayner *Dilmurod Mulla-Axunov*
Musahhah *Gulandom Sultanova*
Kompyuterda sahifalovchi *Zilola Aliyeva*

Bosishga 10.08.2021-yilda ruxsat etildi. Bichimi 70x90 ^{1/16}.
"Arial" garniturasida. Kegli 16 shponli. Ofset bosma.
Shartli bosma tabog'i 5,85. Nashriyot-hisob tabog'i 4,17.
Adadi — nusxa. Buyutma № ____.