

ENGLISH

GRADE

1

*Uliwma orta bilim beriw mektepleriniń1-klası ushın
shınıǵıw dápteri*

*Ózbekstan Respublikası Xalıq bilimlendiriw
ministrliǵı tárepinen baspaǵa usınılǵan*

Jańa basılıw

's Activity book

Tashkent – 2021

UOK 811.111(075.3)

KBK 81.2Ingl

A 54

Dúziwshiler:

Bumoxira Sulaymanova, Zumratxon Shukurova,
Sabohat Maxmudova, Layli Avezova,
Shoxsanamxon Mirzayeva, Shahnoza Juramurodova

Joybar koordinatori:

Javlonbek Meliboyev

Pikir bildiriwshiler:

Saida Akbarova – *Tashkent qalasındaǵı Xalıqaralıq Vestminster universiteti «Global tálim» kafedrası akademiyalıq ingliz tili páni oqıtıwshısı, filologiya ilimleri kandidatı*

Xushnamo Burhonxo'jayeva – *Tashkent qalası Chilonzor rayonındaǵı 195-qániygelestirilgen mámleketlik ulıwma bilim beriw mektebiniń ingliz tili páni oqıtıwshısı*

SHÁRTLİ BELGILER:



Look



Homework



Listen



Family time

Ingliz tili [Tekst]: shınıǵıw dápteri / B.Sulaymanova [hám basq.]. – Tashkent: Respublika bilimlendiriw orayı, 2021. – 80 b.

Respublika maqsetli kitap qorı qarjıları esabınan basıp shıǵarıldı.

Original maket hám dizayn koncepciyası Respublika bilimlendiriw orayı tárepinen islendi.

ISBN 978-9943-7447-3-8

© Respublika bilimlendiriw orayı, 2021

HÚRMETLI ATA-ANALAR,

KELIŃ, INGLIZ TILIN BIRGE ÚYRENEMIZ!

Balajanlarımız – biziŃ keleshegimiz! Hárbir ata-ana óz p e r z e n t i keleshekte gózzal minez-qulıqlı, ilimli hám áwmetli bolıwın qáleydi. Áwmetli insan kim? Ol talantlı insan bolıp tabıladı.

Negizinde talantsız adamnıń ózi joq, biraq talantın óz waqtında qalıplestirmey, onnan ayırılıp qalǵanlar kóp. Biz Ózbekstanımızdıń keleshegin turaqlı itibarda ósken, ózine isengen, shańaraǵın súygen, usı sıyaqlı Watandı tanıǵan perzentlerimizde kóremiz. Bul qálewdi ámelge asırıwda shańaraq hám mekteptiń birge islesiwı júdá áhmiyetli, sebebi balajanlarımız shaxs retinde usı eki mákanda qalıpleseı.

Húrmetli ata-ana, iltimas, perzentlerińizdiń bilim alıwına óz úlesińizdi qosıń. Oǵan bilim berip atırǵan oqıtıwshı menen turaqlı birge islesiwı jolǵa qoyıw tálim sapasın jánede asıradı. Bul sabaqlıq sizge bul boyınsha júdá qolaylı hám ańsat baylanısw quralın usınıs etedi.

Shınıǵıw dápteriniń aqırında berilgen Family corner (Shańaraq múyeshi) bóliminde úyge tapsırmada siz nelerdi sorawıńız hám perzentlerińizden kútilip atırǵan juwaplar keltirilgen. Iltimas, hárbir sabaqtıń úyge tapsırması sońında berilgen juldızshalardı tómendegi kórsetpe tiykarında boyap barıń:



– Oqıwshı úyge tapsırmanıń ámeliy bólimin orınlay aldı.



– Oqıwshı úyge tapsırmanıń ámeliy bólimin orınlay aldı, biraq awızeki bóliminde qátelikke jol qoydı yamasa kerisinshe.



– Oqıwshı úyge tapsırmanıń ámeliy hám awızeki bólimlerin qátesiz orınlay aldı.

Bul processti turaqlı tárizde ámelge asırıw arqalı siz perzentıńiz bilimindegi boslıqlardı oqıtıwshıǵa jetkerip barasız. Oqıtıwshı boslıqlardı óz waqtında joq etiwge, siz bolsa perzentıńizdiń til úyreniwge qoyıp atırǵan birinshi qádemlerinde qollap-quwatlawǵa erisken bolasız.





3. Listen and circle.

1 2 3 4 5 6



Homework. 1. Draw and colour.

Sezimlerdi táriyiplewshi súwretlerdi salín hám boyañ.

Angry Hungry Happy
 Sleepy Sad Thirsty



Family Time!

Evaluate! Bahalań!





4. Listen and tick.

How old are you?



Homework. 1. Write the missing numbers and say.
Túsirip qaldırılğan sanlardı jazıń hám aytıń.

1 ... 3 4 ... 6 ... 8 9 ...

... 2 ... 4 5 ... 7 ... 9 10



Family Time!

Evaluate! Bahalań!





4. Listen and number.



Homework. 1. Look and colour.

Qarañ hám boyañ.

I am 6									
I am 8									
I am 5									
I am 7									



Family Time!

Evaluate! Bahalañ!





3. Look and match.

Philippines	
South Korea	
Germany	
India	
China	



Homework. Create your own way of greeting.

Qızıqlı sálemlesiw usılın oylap tabıń hám ketekshege sızıń.



Family Time!

Evaluate! Bahalań!





5. Look and match.



Homework. 1. Practice saying Good morning/
afternoon/evening or Hello.

Oqıwshı menen sálemlesiw sóz dizbeklerin úyreniń.











Family Time!

Evaluate! Bahalań!





3. Listen and tick.

1	<input checked="" type="checkbox"/>					2
3					4	



Homework. 1. Look and draw.

Qarań, "A", "B" hám "C" seslerin berilgen figuralar ishine salıń.

A
B
C

B C B B C
 A C A A C A B



Family Time!

Evaluate! Bahalań!





3. Listen and circle.

1      

2      

3      

4      


5      

6      



Homework. 1. Colour the picture. Look, point and say. Who is in the family?

Súwretlerdi boyañ.
Shańaraqta kimler
barlıgın aytañ.



Family Time!

Evaluate! Bahalañ!





4. Listen and tick.

1

2

3

4

5

6



Homework. 1. Draw your family and practice saying “This is my ...”. **Shańaraǵıńızdıń súwretin salıń hám “This is my ...” (Bul meniń ...) sóz dizbegin isletip, olardıń atların aytıń.**



Family Time!

Evaluate! Bahalań!





4. Listen and number.

Small family

3



Big family



Homework. 1. Count the people in the family.

Then match pictures with numbers.

Hár bir shańaraqtaǵı adamlardı sanań.

Sáykes sandı tabıń.

6 5



7 3



Family Time!

Evaluate! Bahalań!






3. Look and match the same colour for one family.

Dad



Mom

Baby



Homework. 1. Draw your favourite animal family.

Ózińiz unatqan haywan shańaraǵınıń súwretin salıń.



Family Time!

Evaluate! Bahalań!





5. Look and match.



Homework. 1. Help these people. **Adamlarğa izlep atırğan nárselerin tabıwǵa járdem beriń.**



Family Time!

Evaluate! Bahalań!





3. Listen and tick.


1



2



3



4



Homework. 1. Look and draw the lines.

Qarań hám seslerdi sáykes súwretler menen jalǵastrıń.



Family Time!

Evaluate! Bahalań!





1. Look at the pictures and circle the odd one.
 Súwretlerge qarań hám artıqshasın belgileń.

1				
2				
3				
4				




2. Look at the pictures and circle.
 Súwretlerge qarań hám sáykes háripti belgileń.

A F B		A D C		A E F	
A D B		C F A		A F D	





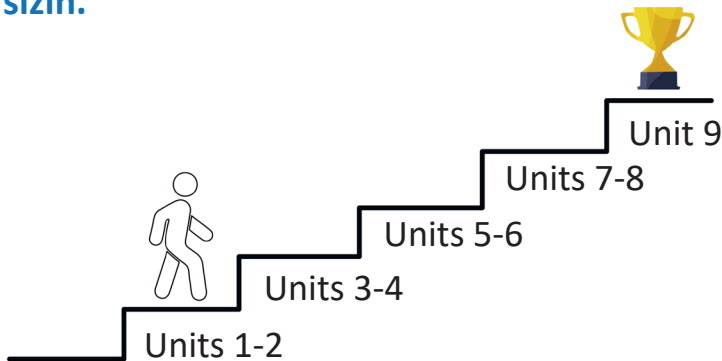
3. Look and match the pictures with the right rebus.
Súwretke sáykes rebusti saylań.



4. Draw yourself.

Where are you on the way to the award?

Finishke jetiw jolında qanday dárejede ekenińizdi sızıń.



Self-evaluation corner. **Ózińizdi bahalań.**

In the units 1 and 2 I am ...



OK





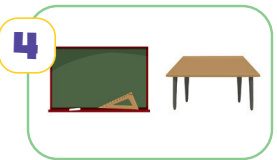
Good




Excellent



3. Listen and circle.



Homework. 1. Help Smarty to find the way to the classroom. **Smarty klasina jetip bariwina járdem beríń.**



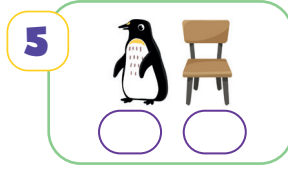
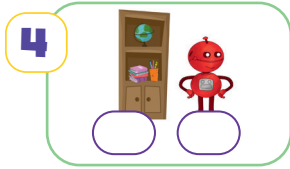
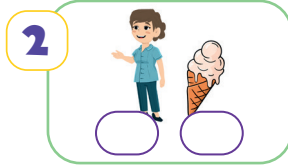
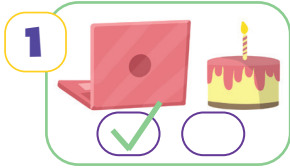
Family Time!

Evaluate! Bahalań!





4. Listen and tick.



Homework. 1. Look. What is missing in the classroom? Guess and draw.



Сúwretke qarań. Klassta úyrenge mebellerińizden ne jetispey atırǵanın tabıń. Bos ketekke onıń súwretin salıń hám boyañ.



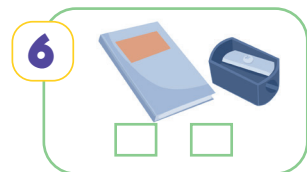

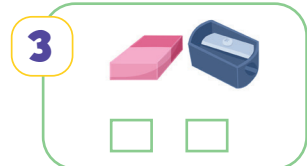
Family Time!

Evaluate! Bahalań!





4. Listen and tick.



Homework. 1. Open your bag and say what you have. Record and send it to your teacher!

Sumkaňızdağı oqıw qurallarıňızı ingliz tilinde aytnı. Procesi videoğa alıp, oqıtıwshıñızğa jiberiň.



Family Time!

Evaluate! Bahalaň!





3. Look and match.



Homework. 1. Make your splash art.

Búgin sabaqta úyrenen reńlerińizge sáykes boyawlar hám bir aq bet aliń. Qaǵazda chyotka járdeminde splash payda etiń.



Family Time!

Evaluate! Bahalań!





5. Look and match.



Homework. 1. Practice saying I can share my pencil case, book, pen, pencil, rubber, notebook.

I can share my... birikpesin súwrette berilgen sózler menen ingliz tilinde kórsetiliwin shınıǵń.




Family Time!

Evaluate! Bahalań!



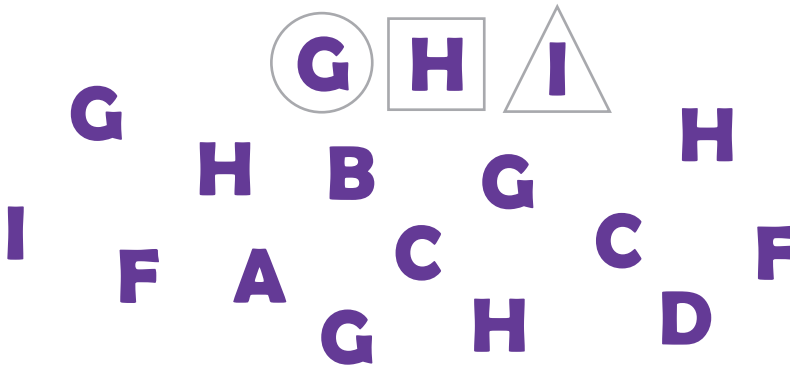


3. Listen and tick.



Homework. 1. Look and draw.

Qarań, "G", "H" hám "I" seslerin berilgen figuralar ishine salıń.



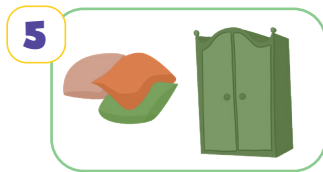
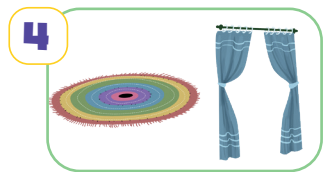

Family Time!

Evaluate! Bahalań!





3. Listen and circle.



Homework. 1. Find the 3 differences.
Súwretlerdegi 3 ayirmashılıqtı tabıń.









Family Time!

Evaluate! Bahalań!





4. Listen and tick.

<p>1</p>  <p><input checked="" type="checkbox"/> <input type="checkbox"/></p>	<p>2</p>  <p><input type="checkbox"/> <input type="checkbox"/></p>	<p>3</p>  <p><input type="checkbox"/> <input type="checkbox"/></p>
<p>4</p>  <p><input type="checkbox"/> <input type="checkbox"/></p>	<p>5</p>  <p><input type="checkbox"/> <input type="checkbox"/></p>	<p>6</p>  <p><input type="checkbox"/> <input type="checkbox"/></p>



Homework. 1. Colour. Look, point and say.
What is in this room?

Boyań. Súwretke qarap bul bólmede qanday mebeller barlıgın ingliz tilinde aytrıń.



Family Time!

Evaluate! Bahalań!





4. Listen and number.



Homework. 1. Think. Which ones can you see in the room? Tick ✓ or cross X.

Berilgen súwretlerge qarap, olardan qaysıları bólmede bolıwı múmkinligin belgileń. Bar ✓ Joq X.




Family Time!

Evaluate! Bahalań!





3. Look and match.



Homework. 1. Think. What do they eat?
Oylañ. Olar ne jeydi?




Family Time!

Evaluate! Bahalañ!







5. Look and match.



Homework. 1. Help Tidy to find the right way to the room. **Tidy bólmesine jol tabiwina járdem beriń.**





Family Time!



Evaluate! Bahalań!









3. Listen and tick.

1  

2  


3  

4  



Homework. 1. Look and draw the lines.

Qarań hám seslerdi sáykes súwretler menen jalǵastrıń.



J L K

(A purple arrow points from the letter 'L' to the kite icon.)



Family Time!

Evaluate! Bahalań!





1. Look at the pictures and circle the odd one.
Súwretlerge qarań hám artıqshasın belgileń.

1



2



3



4



2. Look at the pictures and circle.
Súwretlerge qarań hám sáykes háripti belgileń.

G H I



B H D



I A G



J A G



F K B



I J L

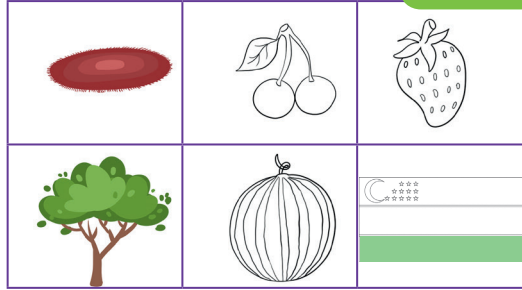




3. Look and match.

Qarañ hám sáykesin saylañ.

What colour is it?



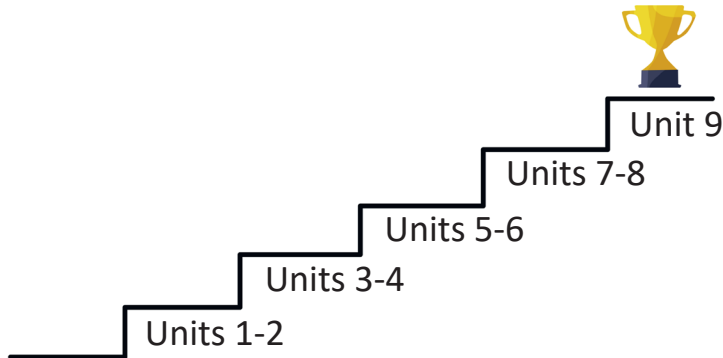
What colour is it?



4. Draw yourself.

Where are you on the way to the award?

Finishke jetiw jolında qanday dárejede ekenińizdi sızıń.



Self-evaluation corner. Ózińizdi bahalañ.

In the units 3 and 4 I am ...



OK



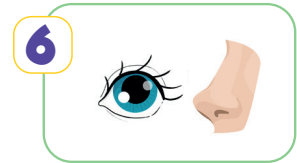
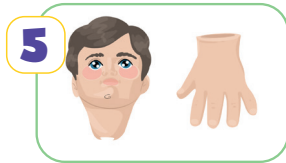
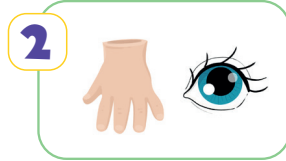
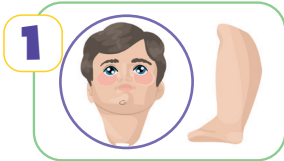
Good



Excellent

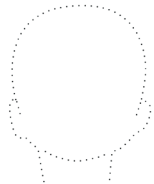


3. Listen and circle.



Homework. 1. Trace and say.

Sızıń hám sózlerdi ingliz tilinde aytırń.



Family Time!

Evaluate! Bahalań!





4. Listen and tick.

1



2



3



4



5



6





Homework. 1. Draw your monster.

Qıyalıńızdaǵı maqluqtıń súwretin salıń.




Family Time!

Evaluate! Bahalań!

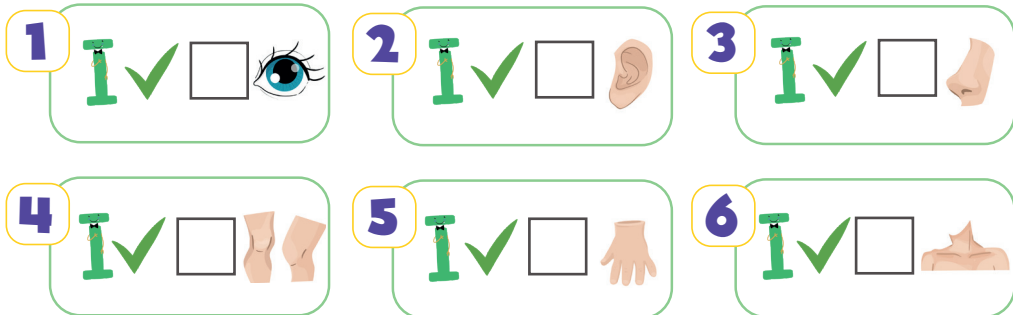




4. Listen and circle.



Homework. 1. Describe your body parts with numbers. **Dene organlarińızdıń sanın jazıń.**



Family Time!

Evaluate! Bahalań!





3. Look, tick or cross.

	✓				
	✗				
	✗				
	✓				
	✓				



Homework. 1. Draw.

Seziw organlarına baylanıslı súwretler salıń.



Family Time!

Evaluate! Bahalań!





5. Look and match.



Save water



Homework.

1. Choose the pictures where water is being wasted.
 Suw israp etilip atırǵanı sáwlelengen súwretlerdi saylań.



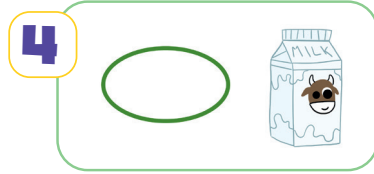
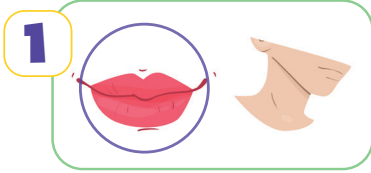
Family Time!

Evaluate! Bahalań!






3. Listen and circle.



Homework. 1. Look and draw the lines.

Qarań, "M", "N" hám "O" seslerin berilgen figuralar ishine salıń.







Family Time!

Evaluate! Bahalań!


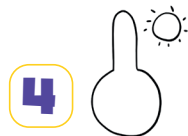




3. Listen and circle.



Homework. 1. Draw and say. **Súwretti dawam ettirín hám hawa-rayiniń qandaylıǵın aytıń.**



Family Time!

Evaluate! Bahalań!





4. Listen and circle.



Homework. 1. Draw. How is the weather today?
Búgin hawa-rayı qanday? Sızıń hám ingliz tilinde aytń.




Family Time!

Evaluate! Bahalań!





4. Listen, tick or cross.



Homework. 1. Draw the seasons, colour and say.
Máwsimler súwretin salıń, boyañ hám ingliz tilinde aytıń.

Spring	Summer
Autumn	Winter



Family Time!

Evaluate! Bahalań!





3. Look and match.

Day


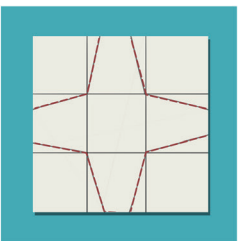




Night



Homework. 1. Make a foldable box and draw what you can see in the sky.

Бўклетуѓин qutisha soѓin hám oѓan aspanda kóriwińiz múmkin bolѓan nárselerdi sizin.




Family Time!

Evaluate! Bahalań!





5. Look and match.

Homework. 1. Look and match. Which is good and which is bad? **Balalardıń is-háreketlerin jaqsı hám jamanǵa ayırın.**

Family Time!

Evaluate! Bahalań!





3. Listen and circle.

1  




2  



3  




4  



Homework. 1. Look and draw the lines.
Qarań hám seslerdi sáykes súwretler menen jalǵastrıń.

 ← **P** **Q** **R** 



Family Time!

Evaluate! Bahalań!





1. Look at the pictures and circle the odd one.
 Súwretlerge qarań hám artıqshasın belgileń.


1



2



3



4



2. Look at the pictures and circle.
 Súwretke qarań hám sáykes háripti belgileń.

P Q **R**



M N O



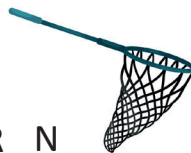
R O Q



N O P



Q R N



R Q O





3. Look and match.

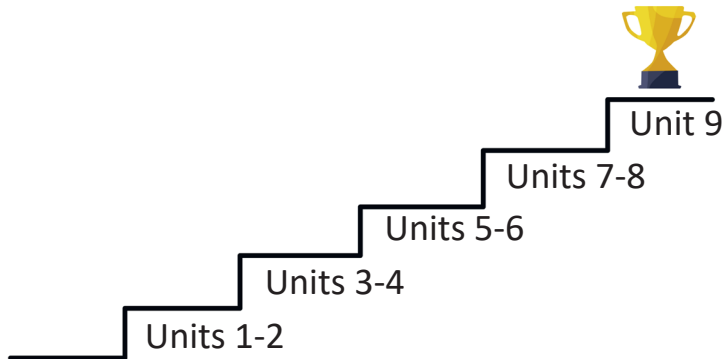
Qarań hám sáykesin saylań.



4. Draw yourself.

Where are you on the way to the award?

Finishke jetiw jolında qanday dárejede ekenińizdi sızıń.



Self-evaluation corner. Ózińizdi bahalań.

In the units 5 and 6 I am ...



OK



Good



Excellent



3. Listen and circle.

1



2



3



4



5


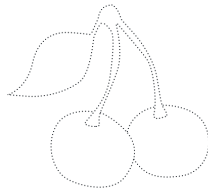
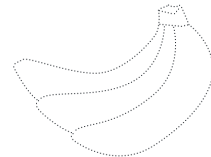



6



Homework.

1. Draw and colour. **Siziń hám boyañ.**



Family Time!

Evaluate! Bahalań!





4. Listen and draw.

1			2			3		
4			5			6		



Homework. 1. Look and draw.

Qarań hám sizıń.

			<input type="text"/>	<input type="text"/>	<input type="text"/>
--	--	--	----------------------	----------------------	----------------------




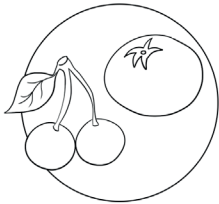
Family Time!

Evaluate! Bahalań!






4. Listen and colour.



Homework. 1. Look and match.
Qarań hám sáykeslestiriń.




Family Time!

Evaluate! Bahalań!






3. Look and match.



Homework. 1. Look, draw and colour.
Siziń hám boyañ.




Family Time!

Evaluate! Bahalań!







5. Look, colour and name.



Homework. 1. Look, draw and say.
Siziń hám aytıń.

	
--	--



Family Time!

Evaluate! Bahalań!



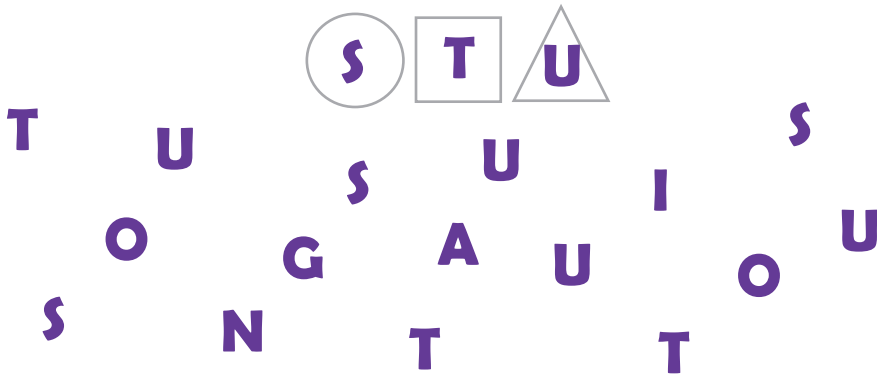


3. Listen and circle.



Homework. 1. Look and draw the lines.

Qarań, "S", "T" hám "U" seslerin berilgen figuralar ishine salıń.



Family Time!


Evaluate! Bahalań!





3. Listen and circle.

1



2



3



4



5

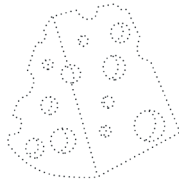
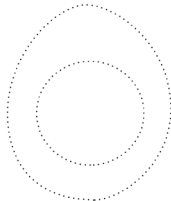



6



Homework.

1. Draw and colour. **Sızıñ hám boyañ.**








Family Time!

Evaluate! Bahalañ!






4. Listen, tick or cross.



Homework. 1. Look and draw.
Qarañ hám sizñ.



Family Time!

Evaluate! Bahalañ!



Lesson 3

What do you have for breakfast?



4. Listen and tick.

	✓					



Homework. 1. Look and draw.
Qarań hám siziń.

1

2

3

4



Family Time!

Evaluate! Bahalań!







3. Look and put in order.



Homework. 1. Look, draw and colour.
Qarań, sizıń hám boyañ.



Family Time!

Evaluate! Bahalań!





5. Look and match.



healthy





unhealthy



Homework. 1. Look and draw.

Qarań hám siziń.

	
--	--



Family Time!

Evaluate! Bahalań!





3. Listen and circle.

1			2		
3			4		



Homework. 1. Look and draw the lines.

Súwretke qarań hám seslerdi sáykes súwretler menen jalǵastrıń.

W		V		X




Family Time!

Evaluate! Bahalań!






1. Look at the pictures and circle the odd one.
 Súwretlerge qarań hám artıqshasın belgileń.




2. Look at the pictures and circle.
 Súwretlerge qarań hám sáykes háripti belgileń.





3. Look and match.

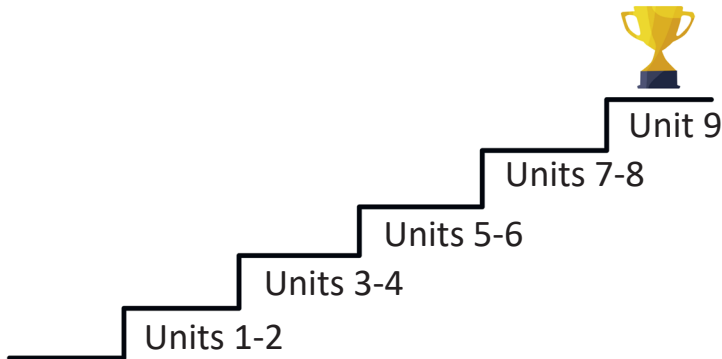
Сúwretlerge qarań hám sáykesin saylań.



4. Draw yourself.

Where are you on the way to the award?

Finishke jetiw jolında qanday dárejede ekenińizdi sızıń.



Self-evaluation corner. Ózińizdi bahalań.

In the units 7 and 8 I am ...



OK



Good



Excellent





3. Listen and circle.



Homework. 1. Combine two pets, make a new one and name it. Draw your animal in the box.

Berilgen dene bólimlerinen paydalanıp, jańa haywan súwretin payda etiń hám oǵan at beriń.
Bos ketekshege sızıń.



Family Time!

Evaluate! Bahalań!





4. Listen and circle.

1 2 3 4 5 6



Homework. 1. Tick the pictures.

Tómendegi haywanlar ne isley aladı?
Kerekli ketekshelerdi belgileń.

	X	✓	✓	X	✓	✓



Family Time!

Evaluate! Bahalań!





4. Listen and number.



Homework. 1. Tick or cross. Have you got a pet?
 Úy haywanıńız barma? Awa Yaq



What pet would you like to have?
 Draw and colour it.

Qanday úy haywanıńız bolıwın qáleysiz? Sızıń hám boyañ.



Family Time!

Evaluate! Bahalań!





3. Look and match.

Living

Non-living



Homework. 1. Sort the living and non-living things. **Súwretlerdi janlı hám jansızǵa ayırıń.**

Living

Non-living



Family Time!

Evaluate! Bahalań!





5. Look and match.



Homework. 1. Look and choose.

Súwretke qarań hám usı úy haywanlarına ne tiyisli ekenin belgileń.



Family Time!

Evaluate! Bahalań!





3. Listen and circle.

1



2



3



4



Homework. 1. Look and draw the lines.

Qarań, "Y", "Z" seslerin berilgen figuralar ishine salıń.



D C F A
 Z Y Z G Z
 A Y D Y B



















Family Time!

Evaluate! Bahalań!











1. Look at the pictures and circle the odd one.
 Súwretlerge qarań hám artıqshasın belgileń.

1				
2				
3				
4				



2. Look at the pictures and circle.
 Súwretke qarań hám sáykes háripti belgileń.


Y Z		Z Y		Y Z	
Y Z		Z Y		Y Z	





3. Look and match.

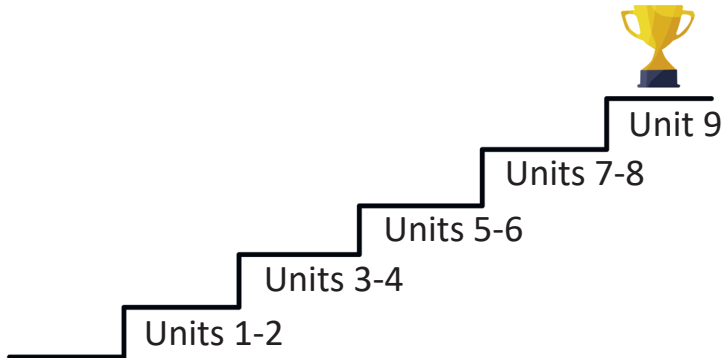
Сúwretlerge qarań hám sáykesin saylań.



4. Draw yourself.

Where are you on the way to the award?

Finishke jetiw jolında qanday dárejede ekenińizdi sızıń.



Self-evaluation corner. Ózińizdi bahalań.

In the unit 9 I am ...



OK



Good



Excellent

Lesson 1. How are you?

Family Time! Oqıwshınıń sızǵan júz ańlatpaların kórsetip tómenдеgi sorawdı berіń:

Soraw: “How are you?”

Beriliwi múmkin bolǵan juwaplar:

1. I am angry. 4. I am sleepy.
2. I am hungry. 5. I am sad.
3. I am happy. 6. I am thirsty.

Lesson 2. What is your name? How old are you?

Family Time! Oqıwshınıń sanlardı durıs tártipte jaylastırǵanın tekseriń. Keyin sanlardı kórsetip, tómenдеgi sorawdı beriń.

Soraw: “How old are you?”

(Siz neshe jastasız?)

Beriliwi múmkin bolǵan juwaplar:

I am

Lesson 3. Are you happy?

Family Time! Oqıwshı tapsırmanı durıs orınlaǵanın tekseriń. Onnan tómenдеgi sorawlardı sorap, qısqa video alıń hám oqıtıwshısına social tarmaq arqalı jiberiń. Videonı bir mártede jazıp alıwǵa háreket etiń.

Sorawlar: “What is your name?”, “How are you?”, “How old are you?”

Beriliwi múmkin bolǵan juwaplar:

“My name is”

“I am happy/sad/hungry/ angry etc.”

“I am six/ seven / eight etc.”

Lesson 4. Do you know the greeting cultures?

Family Time! Oqıwshınıń salǵan súwreti haqqında sáwbetlesiń. Onnan Hindstan, Filippin, Germaniya hám Qubla Koreya mámleketleriniń sálemlesiw usılın kórsetip beriwın sorań. Kerek bolsa, sabaqlıqqa murájaat etiwiniń hám súwretlerge qarawınıń múmkin.

Lesson 5. Can you be polite?

Family Time! Oqıwshıdan 1-tapsırmada berilgen kórinislerdi kórsetip, bul jerde qanday sálemlesiw kerekligi haqqında sorań.

Soraw: Bul adam menen qalay sálemlesesiz?

Beriliwi múmkin bolǵan juwaplar:

1. Good morning
2. Good afternoon.
3. Hello!
4. Good evening.
5. Hello!
6. Good afternoon.
7. Good evening.

Oqıwshı menen ádepli bolıw degende neni túsiniw haqqında sáwbetlesiń.

Lesson 6. Can you say A, B, C?**Family Time!**

Oqıwshınıń seslerdi durıs figuraǵa alǵanın tekseriń hám olar qalay aytılıwın sorań.



Lesson 1. Who is in your family?

Family Time! Oqıwshıdan tapsırmada boyağan súwretlerin kórsetip olardıń kimligin ingliz tilinde aytıp beriwin sorań.

Beriliwi múmkin bolǵan juwaplar:
grandpa, mother, grandma, father, sister, brother.

Lesson 2. Who is this?

Family Time!

Oqıwshı salǵan shańaraq súwretine qarap tómenдеgi sorawdı beriń.

Soraw: Who is this? (Bul kim?)

Beriliwi múmkin bolǵan juwaplar:

This is my ... (mother, father, sister, brother, grandma, grandpa.)

Lesson 3. Is your family big or small?

Family Time!

Oqıwshı úyge tapsırmanı orınlap bolǵannan soń, “Is your family big or small?” (Siziń shańaraǵıńız úlkenbe yaki kishime?) dep soraw beriń. Shańaraq aǵzaların sanap beriwin sorań. (Sanlardı ingliz tilinde aytıwı kerek).

Beriliwi múmkin bolǵan juwaplar:
My family is big /small.

Lesson 4. Do animals have families?

Family Time!

Oqıwshı menen salǵan súwreti haqqında sáwbetlesıń. Onnan haywanlar shańaraqta bir-birinen qalay parıq qılıwın sorań. “*Dad, mom hám baby* haywanlardıń qanday parıqı bar?” dep soraw beriń.

Beriliwi múmkin bolǵan juwaplar:
Haywanlardıń úlken-kishiligi, kórinisiniń hár qıylılıǵı.

Lesson 5. Can you be helpful?

Family Time!

Oqıwshıdan ol qalay shańaraq aǵzalarına járdem beriwi múmkinligin sorań. Soraw úlgisi tómenде berilgen. Járdem beriw degende neni túsiniwi haqqında ol menen sáwbetlesıń.

Beriliwi múmkin bolǵan soraw:
“Siz qalay ... (ingliz tilindegi sózler menen: *grandma, grandpa, mother, father, sister, brother*)ge járdem bere alasız/ járdem berip atırsız?”

Lesson 6. Can you say D, E, F?


Family Time!

Oqıwshıdan tapsırmadaǵı sesler qalay aytılıwın sorań.

Beriliwi múmkin bolǵan juwaplar:
D – desk (parta), doll (quwırshaq), dog (iyt).

E – egg (máyek), elephant (pil), eight (segiz).

F – fox (túlki), five (bes), fan (ventilyator).

<p>Lesson 1. What is in your classroom? Family Time! Oqıwshı labirinttegi klasqa tuwrı joldı tawıp, onnan klass mebellerin ingliz tilinde aytıp beriwin sorań. <i>Soraw:</i> What is this? (Bul ne?) <i>Beriliwi múmkin bolǵan juwaplar:</i> This is a door (Bul esik). ...window, desk, chair, bookshelf, board. (...tereze, parta, stul, kitap shkafi, taxta).</p>	<p>Lesson 2. What is this? Who is this? Family Time! Oqıwshı klass mebellerinen qaysıları súwrette joqlıǵın tawıp, berilgen bos jerge sızıp, boyap, nege usı súwretti salǵanın, ol ne ekenin hám ingliz tilinde qalay sáwlelenetuǵının sorań. <i>Soraw:</i> What is this? (Bul ne?) <i>Beriliwi múmkin bolǵan juwaplar:</i> This is a window (Bul tereze) ... door (esik), bookshelf (kitap shkafi).</p>
<p>Lesson 3. What is in your bag? Family Time! Oqıwshıdan oqıw quralların ingliz tilinde aytıp beriwin sorań. Procesti videoǵa alıp, oqıtıwshısına jiberiń. Súwretten paydalanıp shańaraq aǵzaları haqqında da sorawıńız múmkin. <i>Soraw:</i> What is this? (Bul ne?) <i>Beriliwi múmkin bolǵan juwaplar:</i> This is my bag (Bul-meniń sumkam). In my bag I have got a / This is a book ... pen, pencil, rubber, notebook.</p>	<p>Lesson 4. Do you know the colours of the world? Family Time! Oqıwshıǵa tapsırmanı orınlawda járdemesiń. Onnan usı reńlerdi ingliz tilinde aytıp beriwin sorań. <i>Soraw:</i> What colour is it? (Bul qanday reń?) <i>Beriliwi múmkin bolǵan juwaplar:</i> It is red... (Bul qızıl), yellow (sarı), green (jasıl), blue (kók).</p>
<p>Lesson 5. Can you share? Family Time! Oqıwshıdan úyrengen oqıw quralların "I can share" birikpesi arqalı ingliz tilinde aytıp beriwin sorań <i>Soraw:</i> What can you share? (Neni bólise alasız?) <i>Beriliwi múmkin bolǵan juwaplar:</i> I can share my pencil case, book, pen, pencil, rubber, notebook (qálem salǵısh, kitap, ruchka, qálem, óshirgish, dápter).</p>	<p>Lesson 6. Can you say G, H, I? Family Time! Oqıwshınıń seslerdi duris figuraǵa salǵanın tekseriń hám olar qalay aytılıwın sorań.</p> <p style="text-align: center;">  </p>

<p>Lesson 1. What is in your room? Family Time! Oqıwshıdan súwretlerdegi 3 ayırmashılıqtı tawıp bolıp, bólmedegi mebellerdıń atların ingliz tilinde aytıp beriwin sorań. (Súwrette úsh ayırmashılıq bar: perdeler, gilem, top – curtains, carpet, ball) <i>Beriliwi múmkin bolǵan juwaplar:</i> Curtains, carpet, window, books, desk, chair, pencil and pen; (Perdeler, gilem, tereze, kitaplar, stol, stul, qálem hám ruchka).</p>	<p>Lesson 2. What colour is it? Family Time! Súwretke qarap oqıwshıǵa tómedegi sorawlardı beriń. Bólmedegi mebellerdıń ingliz tilinde qalay aytılwın sorań. <i>Sorawlar:</i> What is it? (Bul ne?) What colour is it? (ol qanday reń?) <i>Beriliwi múmkin bolǵan juwaplar:</i> Mebeller: bed, wardrobe, pillow, carpet, curtains, window, chair. Reńler: green, red, yellow, blue, pink;</p>
<p>Lesson 3. What can you see in your room? Family Time! Oqıwshıdan tapsırmada sáwlelengen buyımlardan bólmede házir qaysıları bar ekenligin sorań. Ol buyımlardıń atın ingliz tilinde aytıp beriwi kerek. <i>Beriliwi múmkin bolǵan juwaplar:</i> toys, carpet, window, chair, door, book (oyınshıqlar, gilem, tereze, stul, esik, kitap).</p>	<p>Lesson 4. Where do they live? Family Time! Oqıwshıǵa tapsırmada sáwlelengen janzatlardıń azıqlıq zatların bir-birine durıs iykemlestiriwge járdem beriń. Qaysı janzatlar birdey azıqlıq zatlardı jeydi? Oqıwshı menen talqılań.</p>
<p>Lesson 5. Can you tidy up your room? Family Time! Oqıwshıńızdan bólmedegi mebellerdı hámde <i>Story time</i> bóliminde úyrengen jańa birikpeni de ingliz tilinde aytıp beriwin sorań <i>Beriliwi múmkin bolǵan juwaplar:</i> Bed, toys, wardrobe, pillow, carpet, curtains; “Tidy up your room” (Bólmeńizdi tártipte saqlań).</p>	<p>Lesson 6. Can you say J, K, L? Family Time! Oqıwshıdan tapsırmadaǵı sesler qalay aytılwın sorań Beriliwi múmkin bolǵan juwaplar: J – juice (sherbet), jet (reaktiv samolyot); K- kite (pátpelek), keys (giltler), kangaroo (kenguru); L- lock (qulp), Light (lampa);</p>

Lesson 1. Do you know body parts?**Family Time!**

Oqıwshı menen oyın oynań. Dene aǵzaların ingliz tilinde aytıp, reńli stikerler jabıstırıń hám onı súwretke alıp, social tarmaq arqalı oqıtıwshısına jiberiń.

Beriliwi múmkin bolǵan juwaplar:

ear (qulaq), mouth (awız), nose (murın), head (bas), leg (ayaq), hand (qol).

Lesson 2. Have you got six legs?**Family Time!**

Oqıwshıdan ol salǵan maqluq haqqında sorań.

Beriliwi múmkin bolǵan sorawlar:

How many hands has a monster?
(Maqluqtıń neshe qolı bar?)

You (Siz): How many legs has a monster?
(Maqluqtıń neshe ayaǵı bar?)

Oqıwshı:

Lesson 3. Can you touch your head?**Family Time!**

Oqıwshı menen oynań. Oǵan basın, ayaǵın uslawı kerekligi haqqındaǵı buyırıqlardı ingliz tilinde beriń hám orınlawın baqlań.

Beriliwi múmkin bolǵan buyırıqlar:

Touch your head (basińdi usla).

Touch your leg (ayaǵıńdi usla).

Touch your shoulders (jelkeńdi usla).

Touch you knee (dizeńdi usla).

Touch your hair (shashińdi usla).

Lesson 4. What sense is it?**Family Time!**

Oqıwshı salǵan súwretlerge qarap onnan tómenдеgi sorawlardı sorań.

Beriliwi múmkin bolǵan sorawlar:

What can we see? (Neni kóre alamız?)

What can we hear? (Neni esite alamız?)

What can we smell?

(Neni iyiskeley alamız?)

What can we touch?

(Neni uslay alamız?)

What can we taste?

(Neniń dámin kóre alamız?)

Lesson 5. Can you save water?**Family Time!**

Oqıwshınıń 1-tapsırmadaǵı saylaǵanları haqqında sáwbetlesiń. Suwdı asıraw áhmiyetliligi haqqında túsinik beriń. *Story time* bóliminde úyrenilgen jańa birikpeni ingliz tilinde aytıp beriwin sorań.

Beriliwi múmkin bolǵan juwap:

Save water (Suwdi tejeń)

Lesson 6. Can you say M, N, O?**Family Time!**

Oqıwshınıń seslerdi duris figuraǵa salǵanın tekseriń hám olar qalay aytılwın sorań.



<p>Lesson 1. Is it rainy today? Family Time! Oqıwshıdan tapsırmadaǵı sózlerdi ingliz tilinde aytıwın sorań. <i>Beriliwi múmkin bolǵan juwaplar:</i> rainy (jawınlı); sunny (quyashlı); cold (suwıq); cool (salqın); hot (ıssı); warm (jıllı).</p>	<p>Lesson 2. How is the weather today? Family Time! Oqıwshıdan ol qanday hawa-rayın unatıwın sorań. Ol da sizden qanday hawa-rayın unatıwıńızdı ingliz tilinde sorasın. <i>Beriliwi múmkin bolǵan dialog:</i> What weather do you like? (Siz qanday hawa-rayın unatasız?) I like (Men ... unataman). sunny (quyashlı); hot (ıssı); warm (jıllı); cold (suwıq); cool (salqın); rainy (jawınlı).</p>
<p>Lesson 3. What is the season? Family Time! Oqıwshıdan ol qaysı máwsimdi unatıwın sorań. Ol da sizden qaysı máwsimdi unatıwıńızdı ingliz tilinde sorasın. <i>Beriliwi múmkin bolǵan dialog:</i> What season do you like? (Qaysı máwsimdi unatasız?) I like (Men ... unataman.) autumn (gúz); winter (qıs); spring (báhár); summer (jaz);</p>	<p>Lesson 4. What can you see in the sky? Family Time! Oqıwshı soqqan qıtshanı ashıp, onnan aspanda neni kóriw múmkinligin sorań. Ol ingliz tilinde juwap bersin. <i>Beriliwi múmkin bolǵan juwaplar:</i> sun (quyash); cloud (bult); moon (ay); star (juldız); rainbow (ayqulaq); bird (qus);</p>
<p>Lesson 5. Can you be kind? Family Time! Oqıwshınıń tapsırmadaǵı tańlawları haqqında sáwbetlesin. Onnan tómendegi sorawları sorań <i>Beriliwi múmkin bolǵan sorawlar:</i> Ne ushın bul jaqsı? Ne ushın bul jaman?</p>	<p>Lesson 6. Can you say P, Q, R? Family Time! Oqıwshıdan tapsırmadaǵı sesler qalay aytıwın sorań. <i>Beriliwi múmkin bolǵan juwaplar:</i> P - paper (qaǵaz), pen (ruchka), pencil (qálem); Q - queen (xanzada), question (soraw); R - red (qızıl), ring (júzik), rabbit (qoyan);</p>

Lesson 1. Is it a fruit or a vegetable?**Family Time!**

Oqıwshı boyağan súwretlerdi kórsetiń hám onnan sorań.

Soraw: What is it? (Bul ne?)

Beriliwi múmkin bolǵan juwaplar:

It is a tomato.

It is ... (apple, banana, cherry, carrot, cucumber).

Lesson 2. Do you like banana?**Family Time!**

Oqıwshıǵa súwretlerdi izbe-izlikte kórsetiń, “I like ...”, “I don’t like” (Men ... unataman/unatpayman) sóz dizbekleriniń isletiwine itibar beriń.

Beriliwi múmkin bolǵan juwaplar:

I don’t like apple.

I like tomato.

I like carrot.

I don’t like cucumber.

Lesson 3. Do you eat rainbow?**Family Time!**

Súwretlerdi kórsetiń hám oqıwshıdan ol qaysı miywe yamasa palız ónimi ekenin ingliz tilinde aytıwın sorań

Beriliwi múmkin bolǵan juwaplar:

1. It is an apple.

2. It is a pear.

3. They are grapes.

It is a ... (carrot, cucumber, potato).

Lesson 4. Do you know vitamins?

Family Time! Oqıwshıǵa súwretlerdi kórsetiń. Olardan qaysıları qanday vitaminge bay ekenligin sorań.

Beriliwi múmkin bolǵan juwaplar:

1. It is a carrot, Vitamin A.

2. It is a strawberry, Vitamin C.

3. It is the sun, Vitamin D.

4. It is a banana, Vitamin B.

5. It is an almond, Vitamin E.

Lesson 5. Do you like fruits and vegetables?**Family Time!**

Oqıwshı salǵan súwretleri haqqında ol menen sáwbetlesiń. Miywe hám palız ónimleri qanshelli paydalı ekenin ańlaǵanın tekseriń. *Story time* bóliminde úyrenilgen jańa birikpeni ingliz tilinde aytıp beriwin sorań.

Beriliwi múmkin bolǵan juwap:

Be strong (Kúshli boliń).

Lesson 6. Can you say S, T, U?**Family Time!**

Oqıwshınıń seslerdi duris figuraǵa salǵanlıǵın tekseriń hám olar qalay aytılıwın sorań.



- S





- T



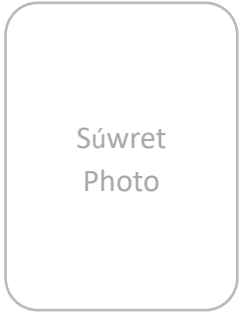
- U

<p>Lesson 1. Do you like apple juice? Family Time! Oqıwshı menen boyalgan súwretler haqqında sáwbetlesıń. <i>Beriliwi múmkin bolǵan sorawlar:</i> 1. Do you like chocolate? 2. Do you like juice? 3. Do you like ice-cream? 4. Do you like ... ? (egg, cheese, sandwich) Sorawlarına tómendegishe juwap beriń: Yes, I like. – Awa, unataman. No, I don't like. – Yaq, unatpayman.</p>	<p>Lesson 2. Have you got an ice-cream? Family Time! Oqıwshıǵa súwretlerdi izbe-izlikte kórsetiń. "I have got ..." (Mende ... bar) sóz dizbegin isletiwine itibar beriń <i>Beriliwi múmkin bolǵan juwaplar:</i> I have got sandwich. I have got chocolate. I have got ice-cream. I have got juice.</p>
<p>Lesson 3. What do you have for breakfast? Family Time! Oqıwshı menen kórsetilgen azıq-awqatlar haqqında sáwbetlesıń. <i>Beriliwi múmkin bolǵan sorawlar:</i> 1. Do you like milk? 2. Do you like butter? 3. Do you like bread? 4. Do you like juice? Sorawlarǵa tómendegishe juwap beriwin qadaǵalań. Yes, I like. No, I don't like.</p>	<p>Lesson 4. Do you like rice? Family Time! Gúrishli awqatlar haqqında shańaraǵıńızda kishi izertlew ótkeriwde oqıwshıǵa járdemlesıń hám sorawlarına juwap beriń. <i>Beriliwi múmkin bolǵan sorawlar:</i> Do you like ... ? (pilaf, rice soup). Sorawlarına tómendegishe juwap beriń. Yes, I like. – Awa, unataman. No, I don't like. – Yaq, unatpayman.</p>
<p>Lesson 5. Do you like pizza? Family Time! Oqıwshınıń salǵan súwretin birgelikte talqılań. Ol paydalı hám zıyanlı awqatlardı ayıra alıwın tekseriń. Durıs awqatlanıw qanshelli áhmiyetli ekenin tusindiriń. <i>Story time</i> bóliminde úyrengen jańa birikpeni ingliz tilinde aytıp beriwin sorań. <i>Beriliwi múmkin bolǵan juwap:</i> Stay healthy (Salamat bolıń).</p>	<p>Lesson 6. Can you say V, W, X? Family Time! Oqıwshıdan tapsırmadaǵı sesler qalay aytılıwın sorań. <i>Beriliwi múmkin bolǵan juwaplar:</i> V – veggies (palız ónimleri), van (júk mashinası), vest (pidjak); W – window (tereze), water (suw); X – fox (túlki), box (qutı), T-rex (Tirannozavr).</p>

<p>Lesson 1. Do you like pets? Family Time! Oqıwshıdan salǵan súwreti haqqında sorań. <i>Beriliwi múmkin bolǵan dialog:</i> – What is this? (Bul ne?) – He is (Ol) – What colour is he? (Ol qanday reńde?) – He is red, pink, blue. (Ol qızıl, aqshıl qızǵılt, kúlreń).</p>	<p>Lesson 2. Can you jump? Family time! Oqıwshıdan haywanlardı “Bul ne?” (Who is this?) “Ol ne isley aladı?” (What can he do?) dep sorań <i>Beriliwi múmkin bolǵan dialog:</i> – Who is this? (Bul ne?) – She is a cat. (Bul pıshıq.) – What can she do? (Ol ne isley aladı?) – She can climb. (Ol órmelep shıǵa aladı.) – She can run. (Ol juwıra aladı.) – She can swim. (Ol júze aladı.) – She can jump. (Ol sekire aladı.)</p>
<p>Lesson 3. Have you got a pet? Family Time! Oqıwshıdan salǵan úy haywanı hám ol ne isley alıwı haqqında sorań. <i>Beriliwi múmkin bolǵan dialog:</i> – What is this? (Bul ne?) – He is dog. (Bul iyt.) – What he can do? (Ol ne isley aladı?) – He can run. (Ol juwıra aladı.) – He can swim. (Ol júze aladı.)</p>	<p>Lesson 4. Is it living or non-living? Family time! Oqıwshıdan “Ol ne?” (What is it?), “Ol janlıma yamasa jansızba?” (Is it living or nonliving?) dep sorań. <i>Beriliwi múmkin bolǵan dialog:</i> – What is it? (Bul ne?) – It is a flower. (Bul gúl.) – Is it living or non-living? (Ol janlıma yamasa jansızba?) – It is living. (Ol janlı.)</p>
<p>Lesson 5. Can you be caring? Family Time! Oqıwshıǵa úy haywanlarına ğamxorlıq etiw ne ushın zárúrligin túsindirıń <i>Story time</i> bóliminde úyrengen jańa birikpeni ingliz tilinde aytıp beriwin sorań. <i>Beriliwi múmkin bolǵan juwap:</i> “Be caring” (ǵamxor bolıń).</p>	<p>Lesson 6. Can you say Y, Z? Family Time! Oqıwshınıń seslerdi duris figuraǵa salǵanlıǵın tekserıń hám olar qalay aytılwın sorań.</p> <p style="text-align: center;">  - Y  - Z </p>

English Grade 1 pitkeriwshileri

English Grade 1 graduates



Name: _____

and



**Dear student, you have just
completed English Grade 1.**

Well done!

Now get your certificate.

**Áziyz oqıwshı, siz 1-klass
“Ingliz tili” sabaqlıǵın
juwmaqladıńız.**

Bárekella! Bul sertifikat siz ushın.





Certificate of Achievement

given to

for outstanding achievement in



O'quv nashri

Sulaymanova Bumoxira, Shukurova Zumratxon,
Maxmudova Sabohat, Avezova Layli,
Mirzayeva Shoxsanamxon, Juramurodova Shahnoza

INGLIZ TILI

*Umumiy o'rta ta'lim maktablarining
1-sinfi uchun mashq daftari
(Qoraqalpoq tilida)*

Xudojnikler

Dilzodaxon Xamidjonova, Umid Sulaymonov
Awdarmashi Islambek Serjanov
Redaktori Gulandom Bakiyeva
Korrektori Yulduz Nazarova
Qaraqalpaqsha tekst redaktori
Suluxan Aytimuratova
Kórkem redaktori Sarvar Farmonov
Texnikaliq redaktori Akmal Sulaymonov
Dizayner hám betlegen
Sanjarbek Doniyorov

Basiwǵa 21.08.2021-jili ruqsat etildi.
Formatı 70x90 1/16. Arial garniturası. Kegli 16 shponlı.
Ofset baspa. Shártli baspa tabaǵı 5,85.
Esap baspa tabaǵı 4,21.
Nusqası Buyırtpa № ____.

