

TEKNOLOGIYA

1

Uliwma orta bilim beriw mektepleriniń 1-klası ushın sabaqlıq
Ózbekstan Respublikası Xalıq bilimlendiriw
ministrliǵı basıp shıǵarıwǵa usınıs etken.

TASHKENT- 2021

UOK 37.016:331(075.3)
74.263ya71
M 84

Dilbar Miraxmedova, Zulfizarxon Shamsiyeva

Texnologiya 1-klass [TEKST] :sabaqlıq /

D. S. Miraxmedova, Z. S. Shamsiyeva. – Tashkent:
Respublika bilimlendiriw orayı, 2021. – 72 b

Pikir bildiriwshiler:

D. A. Alimova — Tashkent welayati Tashkent rayonındaǵı 15-mekteptiń baslawısh klass hám texnologiya páni muǵallimi, tájiriybe-sınaw maydanshası qánige-sınawshısı;

D. R. Aripova — Tashkent qalası Yunusabad rayonındaǵı 274-mekteptiń baslawısh klass hám texnologiya páni muǵallimi, tájiriybe-sınaw maydanshası qánige-sınawshısı.

Shártli belgiler:



— soraw



— tapsırma




— esletpe



— biziń járdemshilerimiz



SCAN ME
TO GET TO DIGITAL RESOURCES
<http://QORAQALPOQ.TILIDA>



DÍQQAT!



Sabaqlıqtı toltırıwshı sanlı shólkemlestiriwshilerge ótiw ushın veb sayttan paydalanıń.

dr.rtm.uz

Respublika maqsetli kitap qorı qarjıları esabınan baspadan shıǵarıldı.

MAZMUNÍ

Kirisiw	4	18-sabaq	Mozaika usılında alma formasın jasaw	44
1-sabaq		19-sabaq	Mozaika usında qurma hám anar formasın jasaw	46
Texnologiya álemi	5	20—21-sabaqlar	“Sebettegi miyweler” temasında kompoziciya jasaw	49
2-sabaq		22-sabaq	Jirafa hám pil formasın jasaw	50
Texnologiyalıq proses	8	23-sabaq	“Haywanat bağı” temasında kompoziciya jasaw	52
3-sabaq		24-sabaq	Qağazlı lentadan kólemli gúl formasın jasaw	54
Qızıqlı formalar	14	25-sabaq	Zontik jasaw	56
4-sabaq		26-sabaq	Baqlaw jumısı. Qutlıqlaw xat jasaw	58
Kewilli sanlar	16	27-sabaq	Transport túrleri hám onıń insan turmısındağı ornı	60
5—6-sabaqlar		28-sabaq	Qağazdı búklew usılı járdeminde avtomobil formasın jasaw	61
Tábiyiy materiallar. Japıraqlardan qálegen formalar jasaw	20	29-sabaq	Qağazdı búklew usılı járdeminde samolyot formasın jasaw	63
7-sabaq		30-sabaq	Qağazdı búklew usılı járdeminde keme formasın jasaw	65
Tábiyiy hám túrli materiallardan haywanlar formaların jasaw	23	31-sabaq	Baqlaw jumısı	67
8-sabaq		32—33-sabaqlar	“Sıyqırlı sádepler” temasında kompoziciya jasaw	69
Tuqımlardan nağıs jasaw	25			
9-sabaq				
Tábiyiy materiallardan kirpitiken formasın jasaw	27			
10-sabaq				
Qağaz hám onıń túrleri. Qağazdı búklew usılları	28			
11—12-sabaqlar				
“Gúz inamları” temasında kompoziciya jasaw. Topar jumısı	30			
13-sabaq				
Zamarrıq formasın jasaw	32			
14-sabaq				
Qurıwshılıq kásibi. Úy qurıw	34			
15—16-sabaqlar				
Túrli qağazlardan jańa jil shırshasın hám onıń oyınshıqların jasaw	38			
17-sabaq				
Applikaciya usılında qıs kórinisin jasaw	42			

KIRISIW

Húrmetli oqıwshı!



Úlkenlerdi hayran qaldırıwdı qáleysiz be?

Qağaz hám kartonnan túrli formalar jasaw, tábiyiy materiallardan qızıqlı kórinisler, sádeplerden túrli formalar payda etiwdi qáleysiz be?

“Texnologiya” páni sizge jaqınnan járdem beredi.

Sabaqlıq járdeminde siz texnologiyalıq procestiń orınlanıw izbe-izligin bilip alasız.

Ámeliy shınıǵıwlar dawamında miynet quralları menen jaqınnan tanısasız, qayshı, jelim, qılıqálem sıyaqlı ásbaplar menen islew qaǵıydaların úyrenesiz.




Óz betinshe dóretiwshilik etiwdi qáleseńiz, qálegen buyımlarıńızdı jasay alıwıńız ushın imkaniyatlar esigi ashıladı. Sabaqlıqta berilgen tapsırmalardı sapalı etip orınlawda sizge tabıslar tilep qalamız.

Avtorlar

1-sabaq

TEXNOLOGIYA ÁLEMI

Súwrette kórsetilgen texnikalardı diqqat penen baqlañ.

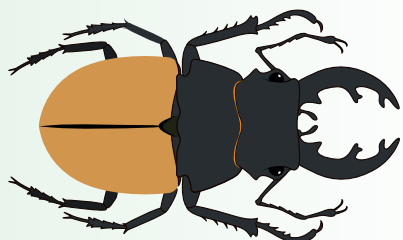
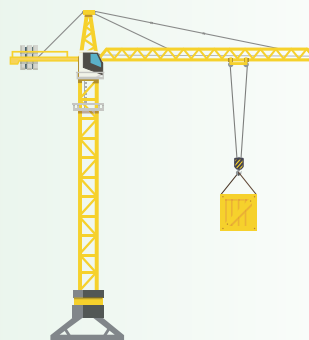




1. Siz bul texnikalardı qay jerlarde kórgensiz?
2. Texnologiya álemi haqqında nelerdi bilesiz?

1-

SABAQ

Tómende berilgen súwretlerdiń uqsas táreplerin salıstırın



Texnologiya hám kásipler menen tanısamız



1. Siz kúndelikli turmısta qanday texnologiyalardan paydalanasız?

2. Zamanagóy texnologiyalar adamlar miynetin qanday jeńillestiredi?

TEXNOLOGIYALÍQ PROCESS

Texnologiya ózi ne?

Texnologiya - ónim jaratıw barısı. Bul jumıs barısında paydalı qásiyetlerin joǵaltıp alımaq kerek. Sapalı ónim qarıydarlı boladı. Texnologiyalıq procesti durıs orınlap, sapalı ónim tayarlawdı úyrenemiz.



Hárqanday buyım texnologiyalıq jumıs izbe-izligi tiykarında tayarlanadı.

Texnologiyalıq proceste izbe-izlik



Nan tayarlawdıń texnologialıq prosesi

1



Dán egiledi hám jetistiriledi.

2



Dán un halına keltiriledi.

3



Unnan nan tayarlanadı.

4



Nan paydalanıwǵa shıǵarıladı.

2-

SABAQ

Texnologiya sabaqlarında jumsalatuđın jumıs quralları



Qálem



Karton



Reńli qađazlar



Tábiyyi materiallar



Jelim



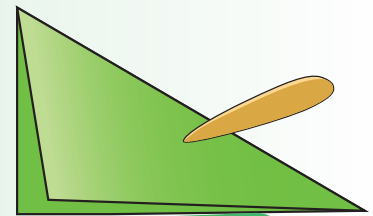
Qılqálem



Qayshi



Sızđısh




qađaz tegislegish



Jumıs qurallarınan paydalanıwda qáwipsizlik qađıydalarına ámel etiń.

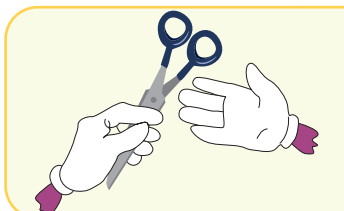
1. Qayshı menen islew qaǵıydaları



Qayshınıń úshın ashıq qaldırıw múmkin emes.

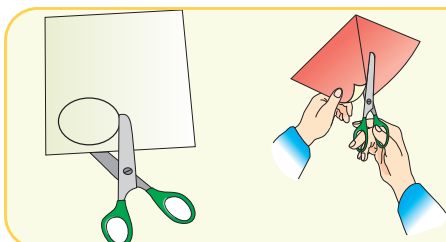


Qayshınıń úshın joqarıǵa qaratıp, awzı ashıq jaǵdayda paydalanbaw kerek.




Qayshınıń úshlı tárepın japqan halda uzatqan maqul.

2. Qayshı menen islew qaǵıydaları

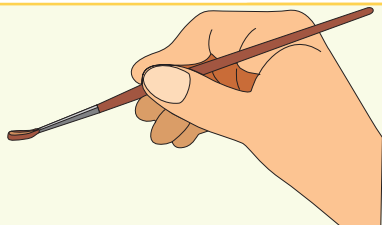


Qaǵazdı qırqıw waqtında qayshını emes, qaǵazdı aylandırıp kesiń.




Qaǵazdan durıs paydalanıń.

3. Jelim menen islew qaǵıydaları



Qılqálemdi durıs uslań.




Qılqálem ushın jelimge batırıp alıń hám jelimdi detaldıń sırtqı tárepine súrtiń.



Jumıs barısında tazalıqqa ámel etken halda zárúr qurallar (karton, qaǵaz, arnawlı polimer taxtayshalar)dan paydalanıń.



Detal bir tegis jabılıwı ushın salfetkadan paydalanıń.



Jelim qaqpaǵın ashıq qaldırmań. Jumıs tamam bolǵannan keyin qılqálemdi jaqsılap juwıp, taqtayshada keptiriń.



Ámeliy shınıǵıw barısında texnika qáwipsizlik qaǵıydalarına ámel etiwdi umıtpań.

Áziz balalar! Biz dáslep qálem, sızgısh, reńli qaǵaz, qaǵaz tegislegish, qayshı, jelim, qılqalam menen islewdi úyrenemiz.


Túrli formalar arqalı bizdi qorshaǵan ortalıqtı bilip alamız



Qaǵaz benen islew sırların bilip alamız.







Túrli temalarǵa baylanıslı aplikacijalar jaratıwdı úyrenemiz.



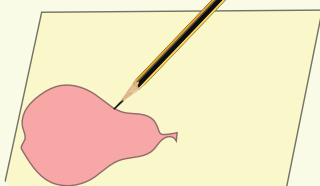
QÍZÍQLÍ FORMALAR

Súwrettegi formalardıń atların aytıń:




Formalardı qaǵazǵa túsiriw úsh túrde ámelge asırıladı. Olar tómendegishe:


1) shablon;




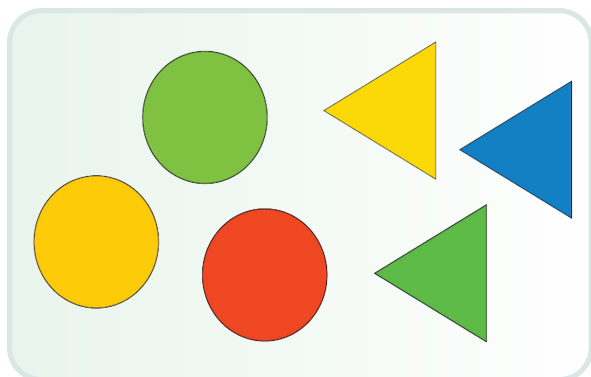
2) trafaret;





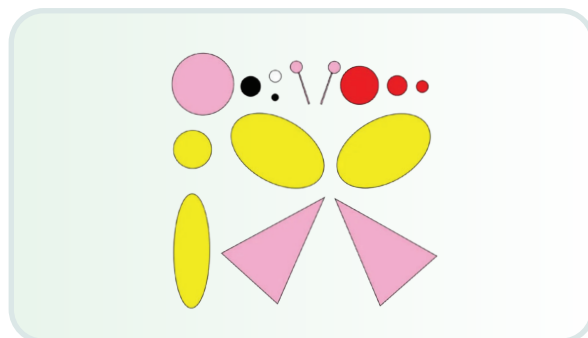

3) tangram.



Geometriyalıq formalardı payda etiń.



Formalardan paydalanıp jasań.



Geometriyalıq formalardan paydalanıp ózlerińiz qálegen zatlardıń formasın jasań.

4-

SABAQ

4-sabaq

KEWILLI SANLAR

Kewilli sanlar menen tanisıń hám talqılań.







Applikaciya – kórkem óner shıǵarmasın jaratıwdıń eń ápiwayı hám ańsat usılı. Applikaciya ishinde tiykarǵı material qaǵaz bolıp esaplanadı.

Kewilli sanlardan paydalanıp túrli formalar payda etiń.






1. Aqqus formasın jasaw



2. Applikaciya usılınan paydalanıp sanlardı bezeñ.




Túwılǵan kún yamasa bayram ushın sanlardı applikaciya usılında bezewge háreket etiń.

Áziz balalar! Endi sizler menen tábiyy shiyki zatlar járdeminde formalar jasaymız.

Tábiyat sırların
hám hádiyselerdi
bilip alamız.



Tábiyy materiallardan
applikasiya jaratıwdı
úyrenemiz.



Sheberlik
sırların ashamız.



5-6-

SABAQLAR


5-6-
sabaqlar

TÁBIYIY MATERIALLAR. JAPÍRAQLARDAN QÁLEGEN FORMALARDÍ JASAW

Tómendegi tábiyyi materiallardı turmısta kórgıńız be?



1. Miyweli terek
japıraqları



2. Miywesiz terek
japıraqları





Tábiyiy material esaplangan japıraqlardı keptiriw ushın olardı quyash nurı túspeytuǵın orınǵa qaǵaz yamasa tawar ústine qoyıw kerek.

Japıraqlardı keptiriw izbe-izligi



Japıraqlardı saylap alıń hám tazalań.



Dáslep japıraqlardı qaǵazlar arasına qoyıń.




Keyin ústinen qalıń qaǵaz benen jawıp, awır bir zattı bastırıń.



Eger japıraqlardı uzaq waqıt saqlamaqshı bolsańız, qaǵazdı waqtı menen almasırap turıń.

5-6-

SABAQLAR




Japıraqlardı applikaciyağa tayarlaw usılları




Japıraqlardan formalar jasañ.

7-sabaq



TÁBIYIY HÁM TÚRLI MATERIALLARDAN HAYWANLAR FORMASÍN JASAW



1. Qoyan formasın jasaw



2. Kiyik formasın jasaw



3. Kirpitiken formasın jasaw




Tábiyy hám túrli materiallardan haywanlar formaların jasań.


8-sabaq

TUQÍMLARDAN NAĖÍS
JASAW

Bizge kerekli tuqımlar




Ėarbiz tuqımı



Qawın tuqımı



Qabaq tuqımı

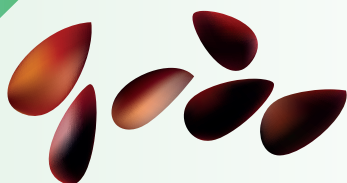


Applikaciyada kúndelikli turmısta azıqlıq ushın jumsalatuĖın tuqım hám dánlerden paydalanbań!


Tuqımlardan nağıs soğıw



1



2






1



2



Tábiyyıy materiallardan saat formasın applıkacıya usılında jasań.



9-sabaq


TÁBIYIY MATERIALLARDAN KIRPITIKEN FORMASÍN JASAW



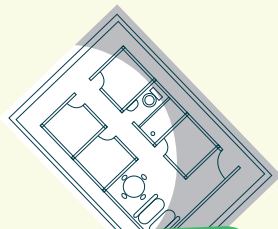
Applikaciya usılında kirpitiken formasın
juwmaqlań.

QAĞAZ HÁM ONIŇ TÚRLERI, QAĞAZDÍ BÚKLEW USÍLLARI

Qağaz túrleri



Matbaa qağazi



Sızıw qağazi



Úy-ruzgershilik
qağazi



Gofri qağazi



Gazeta qağazi

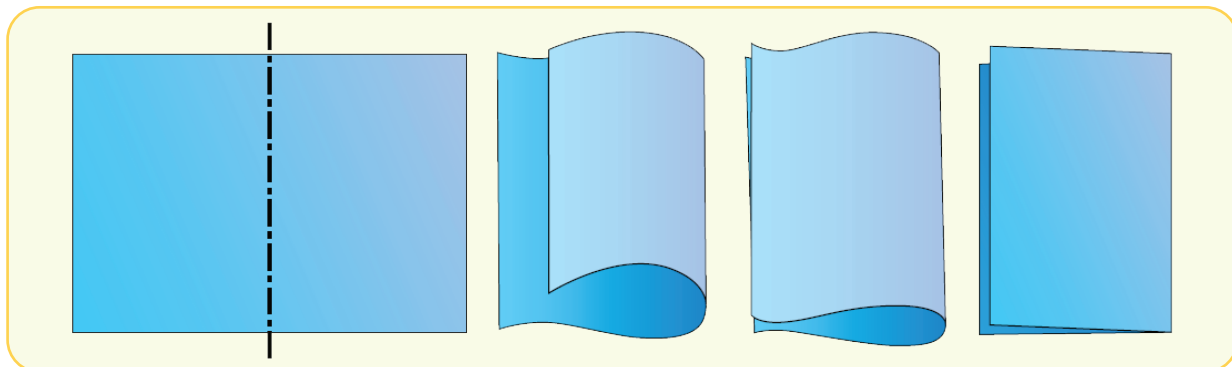


Reñli qağaz

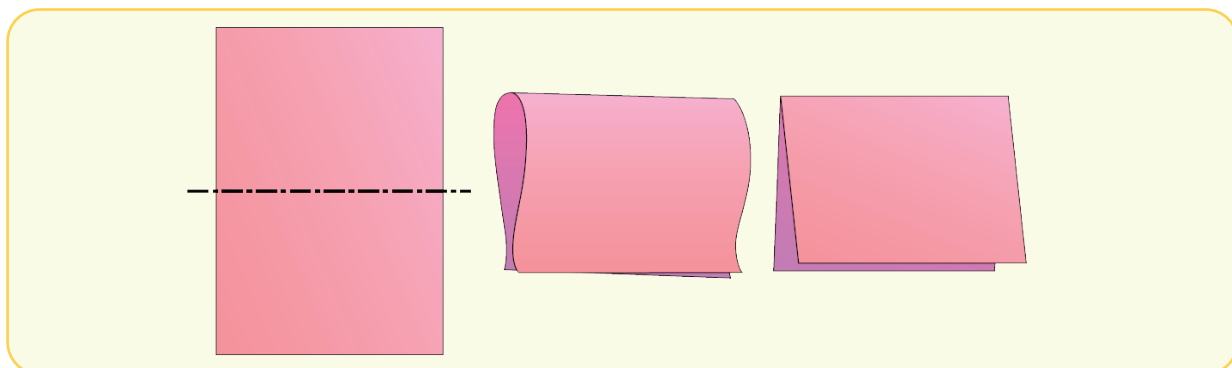


Qağazdın jáne qanday túrleri bar ekenin tabıń
hám doslarıńızǵa aytıp beriń.

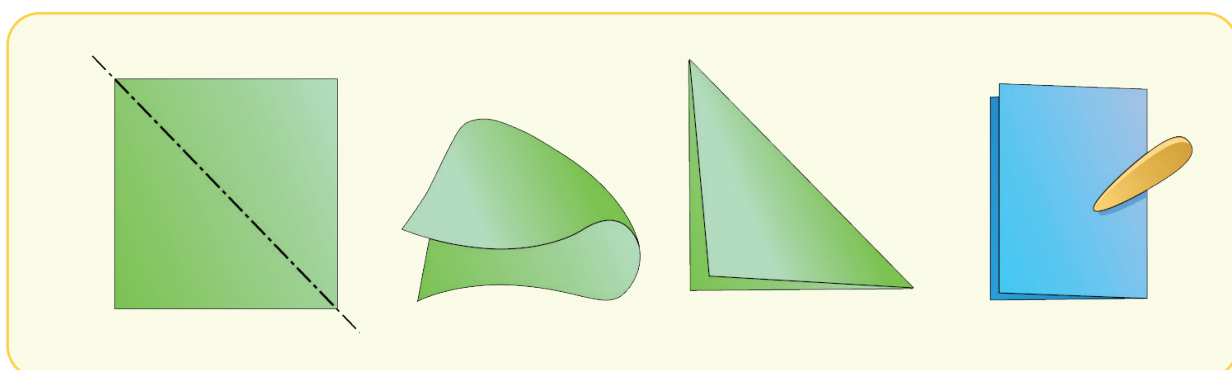
1. Qağazdı vertikal büklew usılı



2. Qağazdı gorizontaı büklew usılı



3. Qağazdı múyesh astında büklew usılı




11–12-


SABAQLAR

11–12-
sabaqlar


“GÚZ INAMLARI” TEMASINDA
KOMPOZICIYA JASAW.
TOPAR JUMISI



1



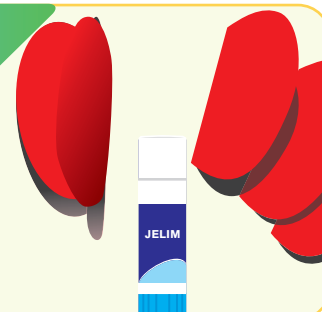
2




3








4



5





Gúzde pisetuğın miyweler formasın reñli qağazdan jasaw

ZAMARRÍQ FORMASÍN JASAW



1. Zamarrıq qay jerlerde ósedı?
2. Onı paydalanıwǵa bola ma?



Zamarrıqlardı úyreniń hám talqılań.

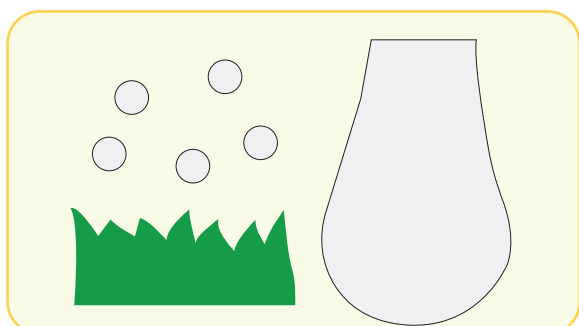



1. Paydalanıwǵa jaramlı zamarrıqlar



2. Záhárli zamarrıqlar



Zamarrıq jasaw



Zamarrıq formasın jasawdı juwmaqlañ.

QURÍWŞHÍLÍQ KÁSIBI. ÚY QURÍW

Áziz oqıwshılar!



Tóbesi aspanǵa jetetuǵın biyik imaratlar, emlew xana, dem alıw orınların qaysı kásip iyeleri quradı?




Qurıwshı – konstruktor-injener joybarı tiykarında jaylardı salıwshı kásip iyesi.





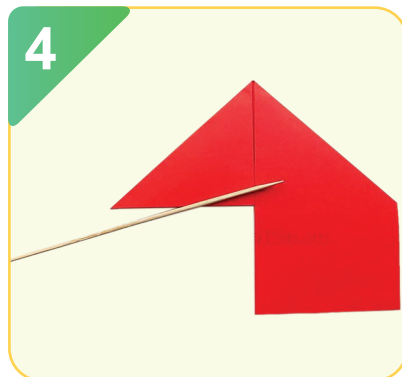


Qurıwshı bolıw ushın nelerdi biliw kerek?







Tóمندegi súwretler tiykarında qurıwshı kásibin túsindirip beriń.



Qaғazdan úy maketin jasaw





Úy maketin jasawğa háreket etiń.

15–16-

SABAQLAR

15–16-
SABAQLAR

TÚRLI QAĞAZLARDAN JAÑA JIL SHIRSHASIN HÁM ONIŇ OYINSHIQLARIN JASAW



Jaña jil bayramında shirsha bezeledi.

Dáslep shirsha jasañ.


Onı bezewde óziñiz tayarlağan oyınshıqlardan
paydalanıñ.




Shirshanı birneshe túrli usılda jasawğa boladı.
Biz onıñ eki túrli usılın kórib shıǵamız.



Reňli qağazdı ekige búklep, qálem menen shırsha aǵashınıń formasın sızıp alamız.



Qayshı menen kontur sızıǵı boylap qıyıp shıǵamız. Jumıstı eki ret qaytalaymız.



Jelim járdeminde shırshalardı jabıstırıp alamız. Lentadan sádep tayarlap, onı jelim menen shırshaǵa jabıstıramız.




Hárqıylı reňli jiplerden qar bóleklerin yamasa jawın tamshıların jasap alamız.



Shırshaǵa jelim jaǵıp, jelimniń ústine sewip shıǵamız.

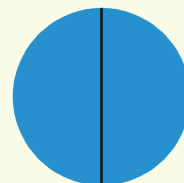
Shirsha ushın oyınshıqlar jasaw



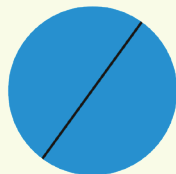
Kerekli formalardı kesip alamız.



Formanı teń ekige búkleybiz.



Birinshi formanıń bir tárepin ekinshi bóleginiń bir tárepine jelimleybiz.



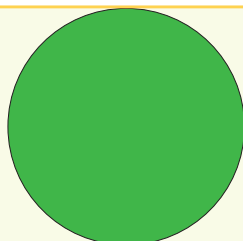
Artıqsha jelimlerin tawar menen alıp taslaymız




Forma arasın ashamız



Shirshaǵa ildiriw ushın tayar oyınshıqqa jipti jelimleybiz



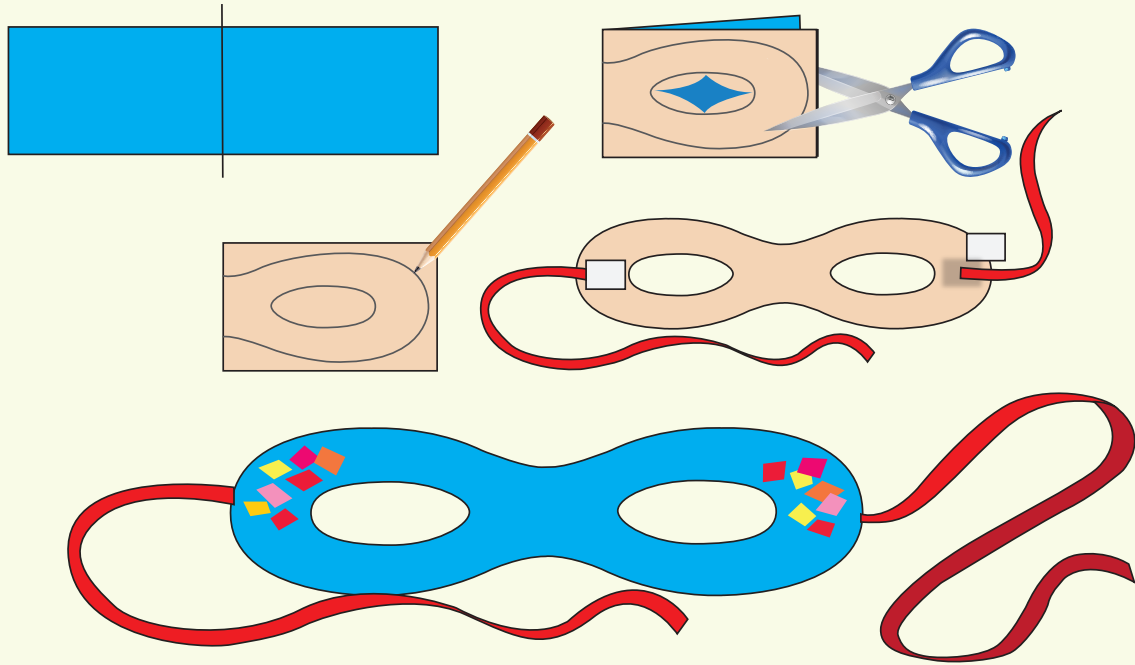
Formanı kesip alamız hám teń ekige búkleybiz.



Súwret tiykarında sızıq sızamız hám onı qıyıp shıǵamız.



Tayar bolǵan oyınshıqqa jipti jelimleybiz.





1. Karton qaǵazdı ekige búklep, nıqap-kózáynek súwretin sızamız.
2. Qayshı menen kontur sızıqlar boyınsha qıyıp alamız.
3. Lentalardı nıqaptıń keri tárepine jelimlep alamız.
4. Túrli formalardan paydalanıp nıqaptı bezeymiz.



Jańa jil bayramı ushın nıqap jasawǵa háreket etiń.

APLIKACIYA USÍLÍNDÁ QÍS KÓRINISIN JASAW







Ózińiz qálegen formalardan paydalanıp qıs kórinisin jaratıń.

MOZAIKA USLÍNDÁ ALMA FORMASÍN JASAW

Mozaika -hárqıylı bóleklerden forma payda etiw. Mozaikadağı formalar reńi hám dúzilisine qaray bir-birinen ajıralıp turadı.




Alma formasın jasaw texnologiyası




Kartonnıń orayına shablon járdeminde alma formasın sızamız.




Qızıl, sarı, jasıl reńli qaǵazlardı alıp, olardı shetinen baslap, bir ólshemde maydalap qıyamız.




Kontur sızıǵınan shıqpastan PVA jelimin juqa etip jaǵamız.



Maydalanǵan qaǵaz bóleklerinen tis shuqlaǵısh penen kontur boylap jabıstırıp shıǵamız. Artıqsha jelimlerin tawar menen alıp taslaymız



Japıraqlardı da sol tártipte jabıstıramız. Soń almanıń ortasın óz qálewimizge qarap toltıramız.




Tayar bolǵan applikaciyanı keptiremiz.



Alma formasın jasawdı juwmaqlań.

MOZAIKA USÍLÍNDÁ QURMA HÁM ÁNAR FORMALARÍN JASAW

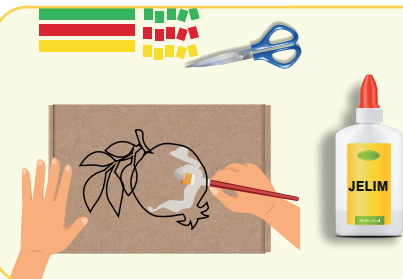
1. Ánar formasın jasaw texnologıyası




Kartonnıń orayına shablon járdeminde ánar formasın sızamız.




Qızıl, sarı, jasıl reńli qaǵazlardı alıp, olardı shetinen baslap bir ólshemde maydalap qıyamız.




Kontur sızıǵınan shıqpastan PVA jelimin juqa etip jaǵamız.



Maydalanǵan qaǵaz bóleklerinen tis shuqlaǵısh penen kontur boylap jabıstırıp shıǵamız. Jelimniń kerek emesin tawar menen alıp taslaymız.



Japıraqlardı da sol tártipte jabıstıramız. Soń ánardıń ortasın óz qálewimizge qarap toltıramız.



Tayar bolǵan applikaciyanı keptiremiz.

2. Qurma formasın jasaw texnologiyası




Kartonnıń orayına shablon járdeminde qurma formasın sızamız.




Qızıl, jasıl reńli qaǵazlardı alıp, olardı shetinen baslap bir ólshemde maydalap qıyamız.


19- SABAQ




Kontur sızıǵınan shıqpastan PVA jelimin juqa etip jaǵamız.



Maydalanǵan qaǵaz bóleklerinen tis shuqlaǵısh penen kontur boylap jabıstırıp shıǵamız. Jelimniń kerek emesin tawar menenalıp taslaymız.



Japıraqlardı da sol tártipte jabıstıramız. Soń qurmanıń ortasın óz qálewimizge qarap toltıramız.



Tayar bolǵan aplikaciyanı keptiremiz.



Ánar hám qurma formaların jasawdı juwmaqlań.

20–21-
sabaqlar

“SEBETTEGI MIYWELER” TEMASINDA KOMPOZICIYA JASAW

Sebettegi miyweler formasın jasaw texnologıyası



Kartonnıń orayına shablon járdeminde sebettegi miyweler formasın sızamız.



Qızıl, jasıl reńli qaǵazlardı alıp, olardı shetinen baslap bir ólshemde maydalap qıyamız.



Kontur sızıǵınan shıqpastan PVA jelimin juqa etip jaǵamız.



Reńli qaǵaz bóleklerin kontur boylap jabıstırıp shıǵamız.



Tayar bolǵan aplikaciyanı keptiremiz.




Sebettegi miyweler formaların jasawdı juwmaqlań.

PIL HÁM JIRAFÁ FORMALARÍN JASAW

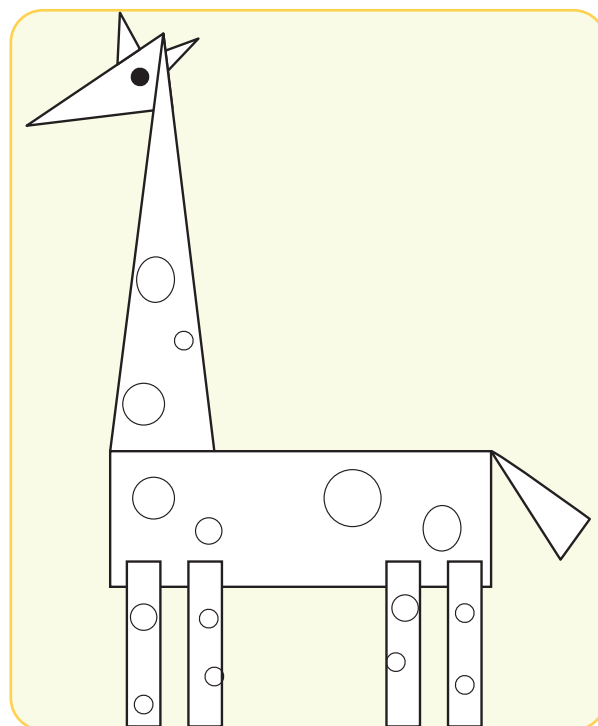

Pil formasın jasaw:

1. Pildiń dene hám bas bólimleri ushın qaǵazdan eki aylana formanı qıyıp alamız.
2. Qulaǵı úshmúyesh formasında, ayaqları tuwrı tórtmúyeshlik formasında boladı.
3. Iyrek hám naǵıslı formalar járdeminde quyırǵın, jup úlken tisin hám tumsıǵın, úlken hám ishi boyalǵan kishi aylana formasında kóz jasaymız.
4. Aylana formalardan paydalanıp gúllerdi ózimiz payda etemiz.



Jirafa formasın jasaw:

1. Jirafanıń boyı, bası, quyırığı, qulaqları úshmúyesh formasında, denesi hám ayaqları tórtmúyesh formasında boladı.
2. Denesin kishi dóńgelekler menen bezeymiz.





Pil hám jirafa formaların jasawdı juwmaqlañ.

23-

SABAQ

23-
sabaq

“HAYWANAT BAĞI” TEMASINDA KOMPOZICIYA JASAW




Tıyn formasın jasaw



Arıslan formasın jasaw



Begemot formasın jasaw



“Haywanat bağı” temasındağı kompoziciyanı juwmaqlañ.

QAĞAZLÍ LENTADAN KÓLEMLI GÚL FORMASÍN JASAW

1-usul. Reñli qağazlardan kólemlí gúl jasaw




2-usul. Gazeta hám jurnallar járdeminde kólemlí gúl jasaw






Kólemli gúl formasın jasawdı juwmaqlañ.

ZONTIK JASAW




Qağazdı búklew usılı járdeminde zontik jasaw


1



2



3



4





1. Reñli qağazdı alamız hám qálem menen bir qıylı formada 15 dana dóńgelek sızamız.

2. Dóńgelekti qayshı járdeminde qıyıp alamız.

3. Olardı teń ekige, soń jáne bir márte teń ekige búkleymiz.

Nátiyjede tórt búklem payda boladı.



4. Búklengen barlıq formalardı jelim yamasa skotsh járdeminde bir-birine jabıstırıp shıǵamız.

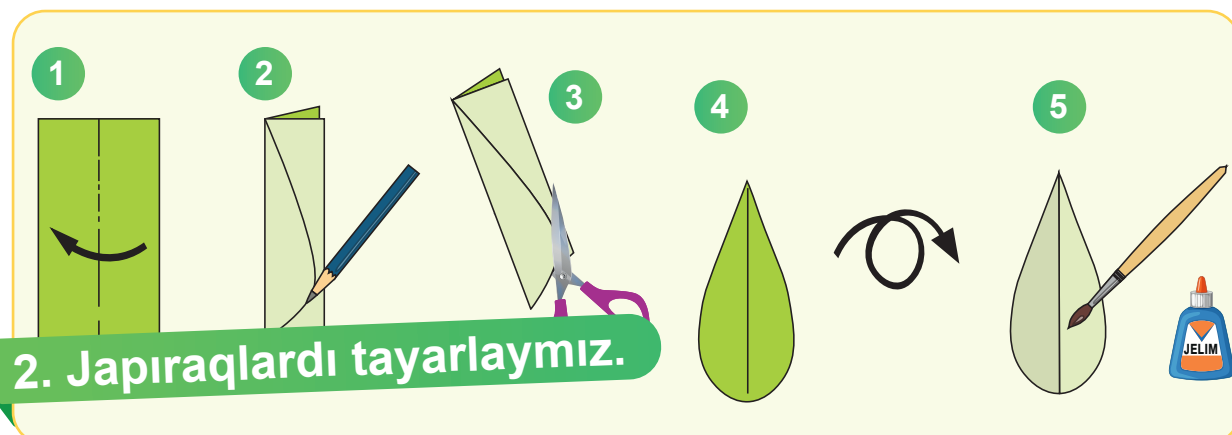
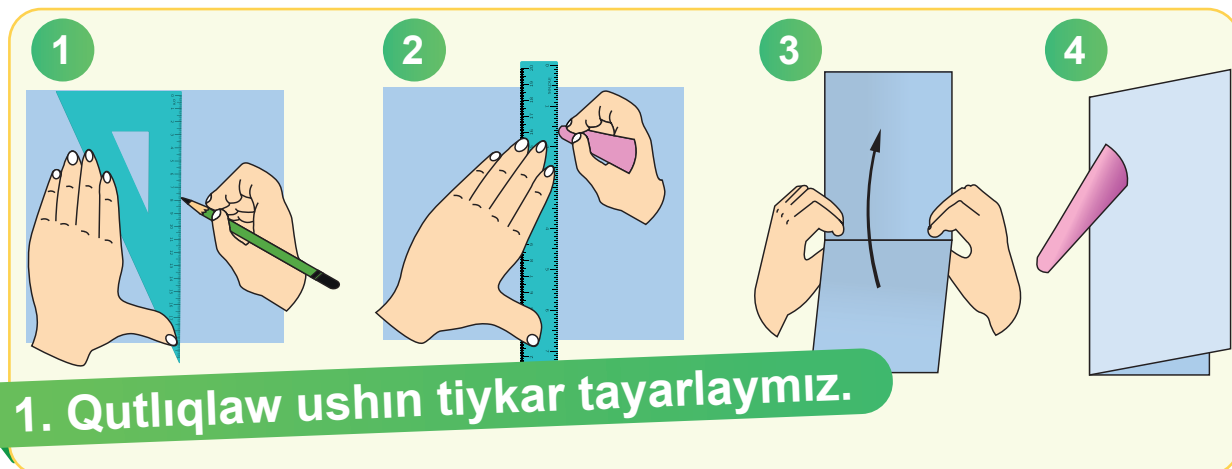
5. Olardıń ortasınan kokteyl nayshasın ótkersek, kishkene zontik payda boladı.

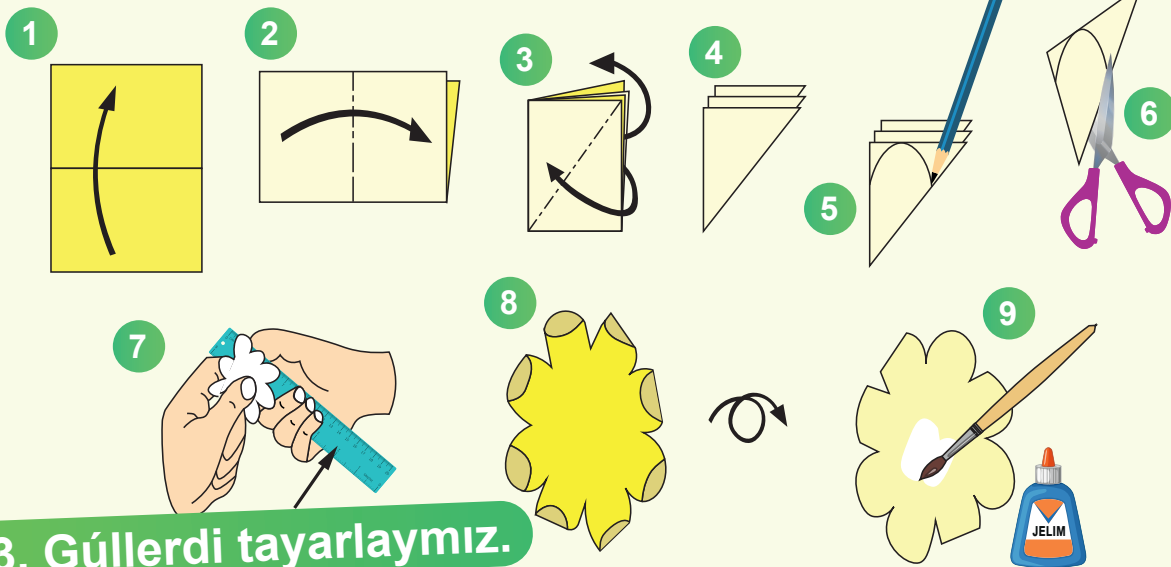


Tayar bólimlerdi aplikaciya usılında reñli kartonǵa jabıstırıń.

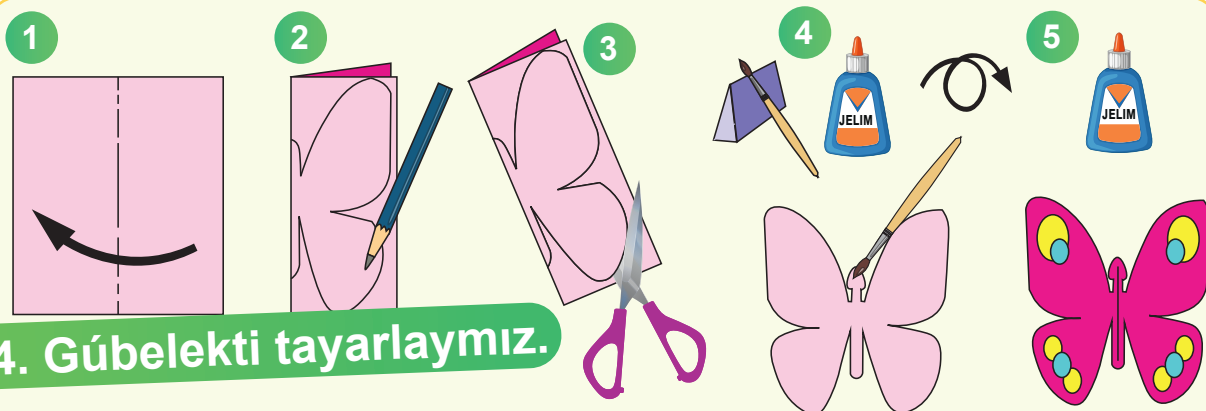
BAQLAW JUMÍSÍ. QUTLÍQLAW XATÍN TAYARLAW

Bayramǵa qutlıqlaw tayarlaw






3. Gúllerdi tayarlaymız.



4. Gúbelekti tayarlaymız.



5. Qutlıqlawdı pitkeremiz.



Qutlıqlaw xatın jasawdı juwmaqlań.


27-

SABAAQ


27-
sabaq

TRANSPORT TÚRLERI HÁM ONIŇ INŞAN TURMISINDAǒI ORNI


Transport túrleri



Temir jol transporti



Suw transporti



Avtotransportlar



Hawa transportı



Siz qaysı transport túrinen kóbirek paydalanasız?


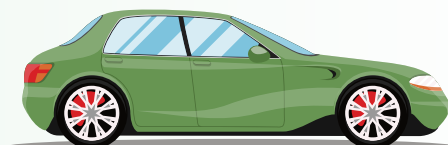

28-
sabaq

QAĞAZDÍ BÚKLEW USÍLÍ JÁRDEMINDE AVTOMOBIL FORMASÍN JASAW

Avtotransport túrleri




Júk tasıwshı mashinalar

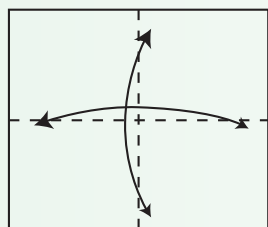


Jeńil mashinalar

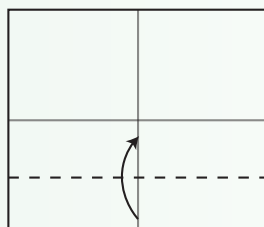
Origami usulında avtomobil jasaw



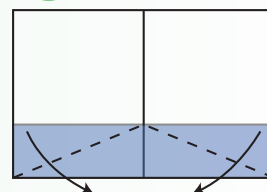
1



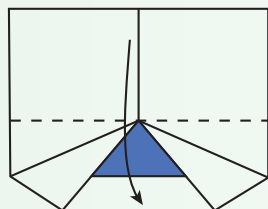
2



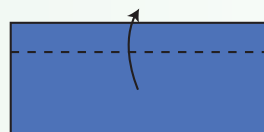
3



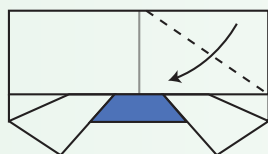
4



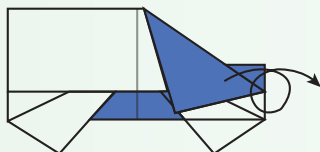
5



6



7



8





Qağazdı búklew arqalı jáne qanday avtomobil modelin jaratıw múmkin?


29-
sabaq

QAĞAZDÍ BÚKLEW USÍLÍ JÁRDEMINDE SAMOLYOT FORMASÍN JASAW

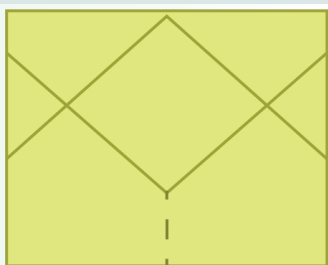
Ushiwshı aparatlar qanday ushadi?



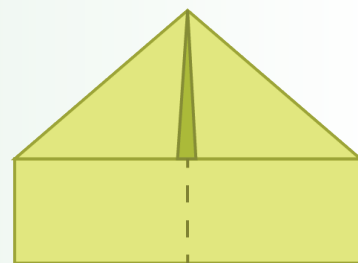
Origami usulında samolyot jasaw



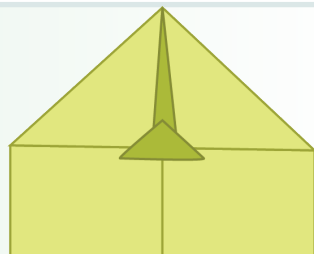
1



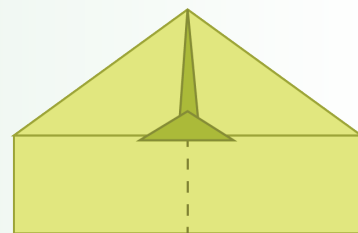
2



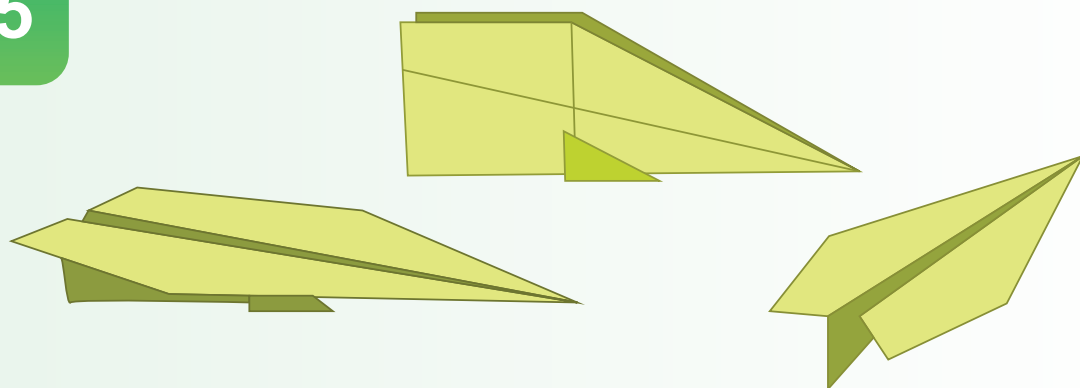
3



4



5




Samolyot formasın tayarlañ.


30-
sabaq

QAĞAZDÍ BÚKLEW USÍLÍ JÁRDEMINDE KEME FORMASÍN JASAW


Suw transportı túrleri




Teploxod



Kater




Layner

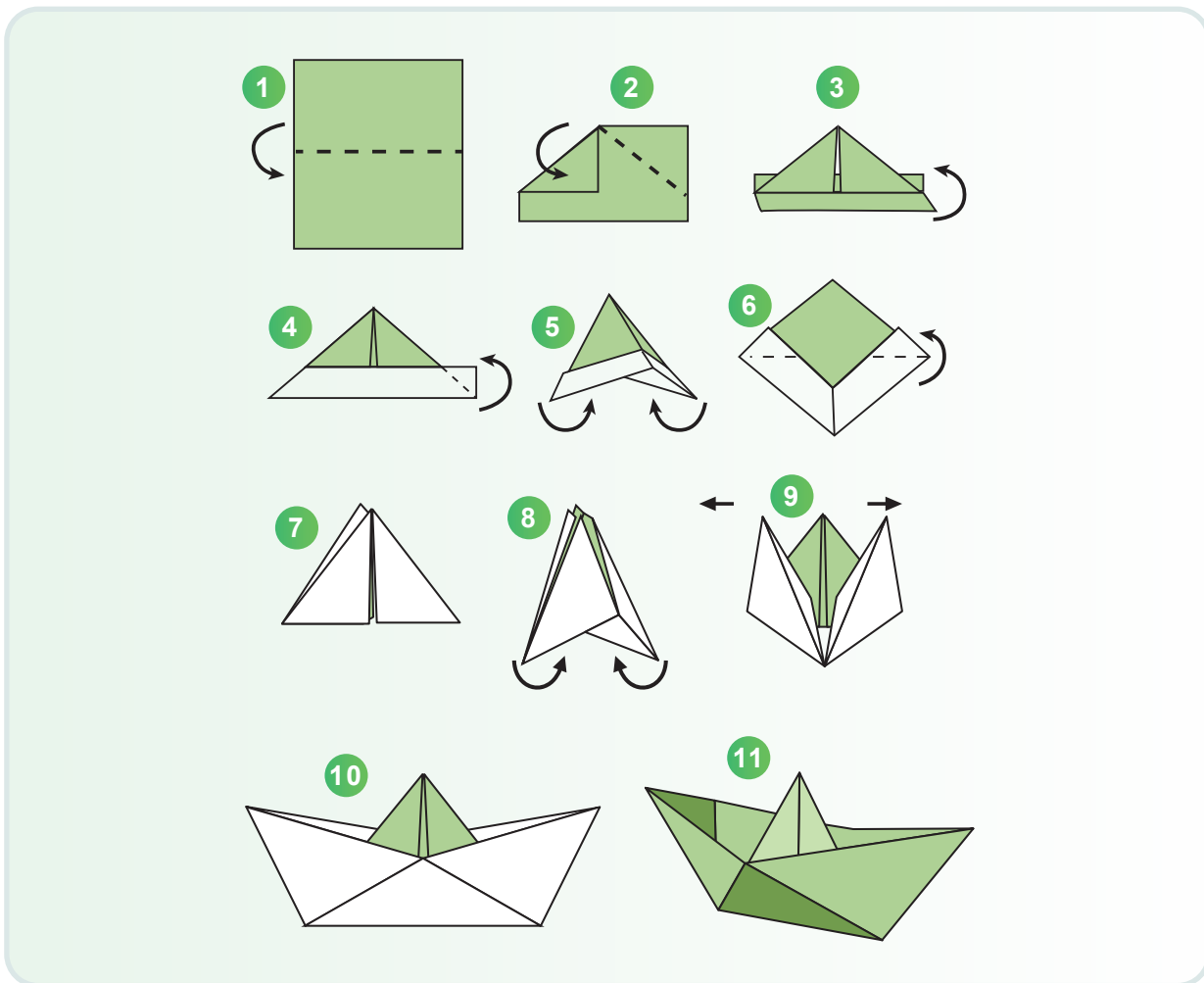



Qayıq

30- SABAQ



Origami usulında keme jasaw



 Keme ni aplikaciya usulında jasawğa háreket etiń.

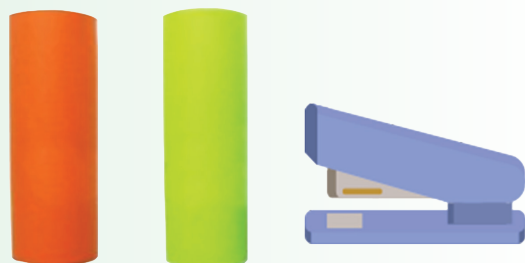
31-
sabaq

BAQLAW JUMISÍ


Sport avtomobilin jasaw



1




2





3



4






Origami usulında ózińiz qálegen transport túrin jasań.

32–33-
sabaqlar

“SÍYQÍRLÍ SÁDEPLER” TEMASÍNDÁ KOMPOZICIYA JASAW

Sádep kishi ólshemdegi buyım bolıp, qattı materiallardan tayarlanadı. Sádeplerden barlıq kiyim túrleri, ayaq kiyimleri hám de basqa buyımlardı óz ara biriktiriwde paydalanadı.


Sádeptiń túrleri




Reńine qaray




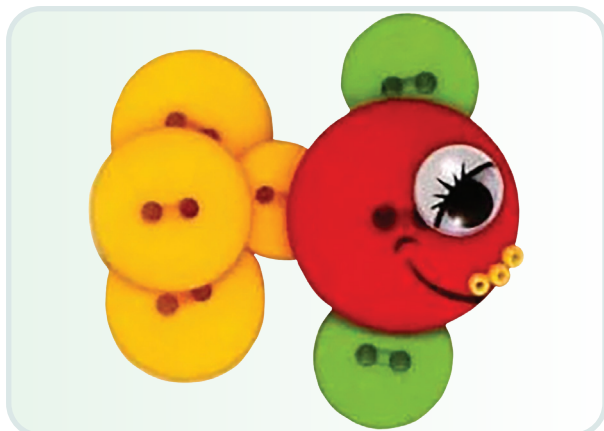
Formasına qaray



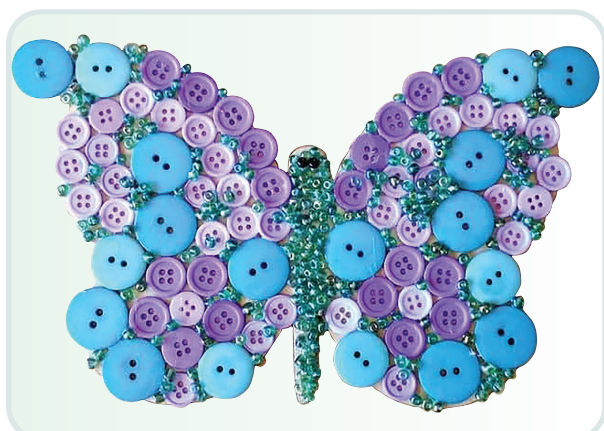
Ólshemine qaray






Sádeplerden túrli formalardı payda etiw



Sádeplerden kompoziciya jasaw





Sádeplerden ózińiz qálegen formalardı jasań.

ISBN 978-9943-7298-5-8

UOK 37.016:331(075.3)
KBK74.263ya71
M 84

O'quv nashri

Dilbar Miraxmedova, Zulfizarxon Shamsiyeva

TEXNOLOGIYA

*Umumiy o'rta ta'lim maktablarining
1-sinfi uchun sabaqlik
(Qoraqolpoq tilida)*

Awdarmashi Zulfiya Ismaylova

Redaktor Farxad Kalxnazarov

Dizayner Oloviddin Sobir uli

Xudojnikler Kamoliddin Nurmanov, Gulmira Utekulova

Texnikaliq redaktor Shoxrux Turaxanov

Operator Qobul Raufov

Korrektor Je'nis Ismetullaev

Basiwga _____ 2021-jilda ruxsat etildi.

Ólshemi 60x84 1/8. Arial garniturası. Kegli 16.

Ofset bosma. Shartli baspa tabađı _____. Baspaxana-esap tabađı _____.

Adadi 14 580 nusqa. Buyırtpa № _____.

“Kolorpak” JSHJ baspaxanasında basıp shıđarıldı.
Tashkent qalası, Yunusobad rayonu, “Yangishahar” kóshesi, 1-A úy.



COLORPACK