

ENGLISH

GRADE

1

*Учебник для 1 класса школ
общего среднего образования*

*Рекомендовано к изданию
Министерством народного образования
Республики Узбекистан*

Новое издание

Tashkent – 2021

УДК 811.111(075.3)

ББК 81.2(Англ)я71

Е 56

Составители:

Бумохира Сулайманова, Зумратхон Шукурова,
Сабохат Махмудова, Лайли Авезова,
Шохсанамхон Мирзаева, Шахноза Журамуродова

Координатор проекта:

Жавлонбек Мелибоев

Рецензенты:

Саида Акбарова – Преподаватель академического английского языка кафедры «Глобальное образование» Международного Вестминстерского университета в г. Ташкенте, кандидат филологических наук

Хушнамо Бурхонхужаева – Учитель английского языка специализированной государственной общеобразовательной школы № 195

SHARTLI BELGILAR:



Find



Collaborate



Fun time



Create



Listen and chant



Homework



Listen



Look



Play time



Sing



Think




Watch the video

English grade 1 [Текст]: учебник для 1 класса/Б. Сулаймонова [и др.]. – Ташкент: Республиканский центр образования, 2021. – С 104.

*Издано за счёт средств Республиканского
книжного целевого фонда*

*Оригинал макет и дизайн разработан
Республиканским центром образования.*

CONTENT



Unit 1 5

Hey! Hello, there!

Unit 2 15

My family

Project work 23

Unit 4 35

My room

Unit 3 25

My school

Project work 43

Unit 6 55

Weather and seasons

Unit 5 45

Body parts

Project work 63

Unit 8 75

Food

Unit 7 65

Fruits and Vegetables

Project work 83

Unit 9 85

Pets

Project work 93

Reviews 94





UNIT 1

HEY! HELLO, THERE!




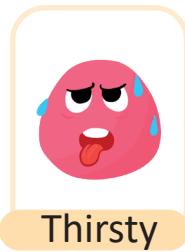

HOW ARE YOU?



1. Listen and repeat.



2. Play Time!



3. Listen and circle.

AB. p.4



4. Watch the video.



5. Look, point and say.

Unit 1



6. Fun Time!



WHAT IS YOUR NAME? HOW OLD ARE YOU?



1. Watch the video again and act out.



2. Listen and chant.



3. Play Time!



4. Listen and tick.

AB. p.5



5. Collaborate.

What is your name?

My name is Smarty

What is your name?

I am Sharpy



6. Fun Time!

ARE YOU HAPPY?




1. Watch the video.



2. Sing and show.



3. Look, point and say.



4. Listen and number. AB. p.6



5. Collaborate.



6. Fun Time!



DO YOU KNOW THE GREETING CULTURES?



1. Look at the pictures.
What can you see?



2. Watch the video
and discuss.



Unit 1



3. Look and match.

AB. p.7



4. Think. Which country do these greetings belong to?



5. Fun Time!



CAN YOU BE POLITE?



1. Watch the video.



2. Look and discuss.



Our value: Be polite!





3. Look and choose.

Our value is...



Be polite!



Sharing is caring!




Be helpful!



Save water!



4. Find the objects in the story.



5. Look and match.

AB. p.8



6. Collaborate.

How do
you say?

Hello!

We say "Good
afternoon!"


CAN YOU SAY A, B, C?



1. Listen and repeat.



2. Listen and chant.



Ant



Ax



Apple



Box



Boy



Bat



Car



Cap



Cat



3. Listen and tick.

AB. p.9



4. Listen and point.



5. Listen and repeat. Tongue Twister.

Angry ant



Angry apple



Angry ant



Angry apple



6. Fun Time!



Map of New Words (Units 2-3)





UNIT 2

MY FAMILY



WHO IS IN YOUR FAMILY?



1. Listen and repeat.



2. Play Time!



Father



Mother



Grand-mother



Sister



Brother



Grand-father



3. Listen and circle.

AB. p.10



4. Watch the video.



5. Look, point and say.

Unit 2



6. Fun Time!



WHO IS THIS?



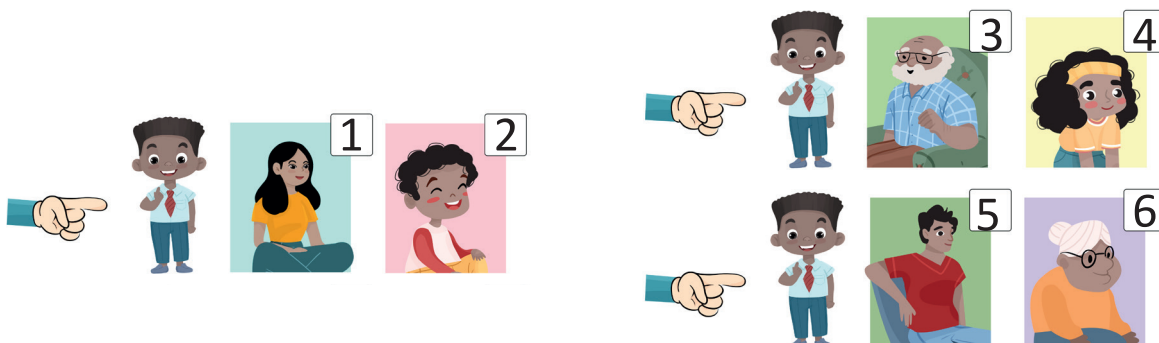
1. Watch the video again and act out.



2. Listen and chant.



3. Play Time!



4. Listen and tick.

AB. p.11



5. Collaborate.

Who is family 7?



6. Fun Time!

IS YOUR FAMILY BIG OR SMALL?




1. Watch the video.



2. Sing and show.



3. Look, point and say.



4. Listen and number. AB. p.12



5. Collaborate.



6. Fun Time!



DO ANIMALS HAVE FAMILIES?



1. Look at the pictures.
What can you see?



2. Watch the video
and discuss.





3. Look and match.

AB. p.13



4. Think. Who is mom, dad or baby?



5. Fun Time!

CAN YOU BE HELPFUL?



1. Watch the video.



2. Look and discuss.



Our value: Be helpful!





3. Look and choose.

Our value is...



Be kind!



Be caring!



Be helpful!



Be strong!



4. Find the objects in the story.



5. Look and match.

AB. p.14



6. Collaborate.



CAN YOU SAY D, E, F?



1. Listen and repeat.



2. Listen and chant.



Dog



Doll



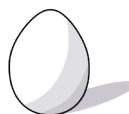
Desk



Eight



Egg



Elephant



Fan



Five



Fox



3. Listen and tick.

AB. p.15



4. Listen and point.



5. Listen and repeat. Tongue Twister.

Eight



Dogs



Eight



Foxes



6. Fun Time!



PROJECT WORK: MY PASSPORT



1. Look at the pictures and discuss.



2. Think. Which of these should be in a passport?




3. Create your own passport.

Think of:


Colour ☐

Picture ☐



How do passports in your country look like?
Go home and find out!





UNIT 3

MY SCHOOL





WHAT IS IN YOUR CLASSROOM?



1. Listen and repeat.



2. Play Time!



3. Listen and circle.

AB. p.18



4. Watch the video.



5. Look, point and say.

Unit 3



6. Fun Time!



WHAT IS THIS? WHO IS THIS?



1. Watch the video again and act out.



2. Listen and chant.



3. Play Time!

What is
this?



?

What is
this?



?

Who is
this?



?

This is a
door



!

This is a
computer



!

This is a
teacher



!



4. Listen and tick.

AB. p.19



5. Collaborate.

Girls' Team



Boys' Team

What is this?

Who is this?



6. Fun Time!

WHAT IS IN YOUR BAG?



1. Watch the video.



2. Sing and show.



3. Look, point and say.



4. Listen and tick.

AB. p.20



5. Collaborate.

What is this?

What is in your bag?



This is my bag

I have got a book, a pen...



6. Fun Time!




DO YOU KNOW THE COLOURS OF THE WORLD?



1. Look at the pictures.
What can you see?



2. Watch the video
and discuss.



Unit 3



3. Look and match.

AB. p.21



4. Think. Where are they from?



South Korea



Uzbekistan



Turkey



India



5. Fun Time!

CAN YOU SHARE?



1. Watch the video.



2. Look and discuss.



Our value: Sharing is caring!





3. Look and choose.

Our value is...



Stay healthy!



Sharing is caring!



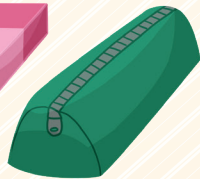
Be helpful!



Save water!



4. Find the objects in the story.



Unit 3



5. Look and match.

AB. p.22



6. Collaborate.

Hello! Hello! Can you share...



CAN YOU SAY G, H, I?



1. Listen and repeat.



2. Listen and chant.



Girl



Gift



Glasses



Horse



Hat



House



Ink



Insect



Internet



3. Listen and tick.

AB. p.23



4. Listen and point.



5. Listen and repeat. Tongue Twister.

Gift



House



Gift






Hat



6. Fun Time!



Map of New Words (Units 4-5)





UNIT 4

MY ROOM



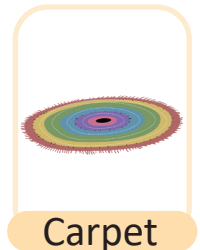
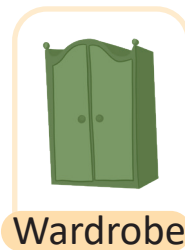



WHAT IS IN YOUR ROOM?



1. Listen and repeat.



2. Play Time!



3. Listen and circle.

AB. p.24



4. Watch the video.




5. Look, point and say.

Unit 4



6. Fun Time!



WHAT COLOUR IS IT?




1. Watch the video again and act out.



2. Listen and chant.

What colour
is it?



?

What colour
is it?



?

What colour
is it?




?



3. Play Time!

It is red



!

It is blue



!

It is green



!



4. Listen and tick.

AB. p.25



5. Collaborate.

What colour is it?



6. Fun Time!



WHAT CAN YOU SEE IN YOUR ROOM?



1. Watch the video.



2. Listen and sing.



3. Look, point and say.



4. Listen and number.


AB. p.26



5. Collaborate.



6. Fun Time!



WHERE DO THEY LIVE?



1. Look at the pictures.
What can you see?



2. Watch the video
and discuss.



3. Look and match. **AB. p.27**



4. Think. What animals can you see in the Zoo?
(Look at the pictures in ex1.)



5. Fun Time!

CAN YOU TIDY UP YOUR ROOM?




1. Watch the video.



2. Look and discuss.



Our value: Tidy up your room!





3. Look and choose.

Our value is...



Be polite!



Tidy up your room!



Be strong!



Sharing is caring!



4. Find the objects in the story.



5. Look and match.

AB. p.28



6. Collaborate.



CAN YOU SAY J, K, L?



1. Listen and repeat.



2. Listen and chant.

J



Jet



Jacket



Juice



K



Keys



Kite



Kangaroo



L



Lion



Light



Lock



3. Listen and tick.

AB. p.29



4. Listen and point.

J

L

K

L

J

K



5. Listen and repeat. Tongue Twister.

Lion



Kite




Lion



Light



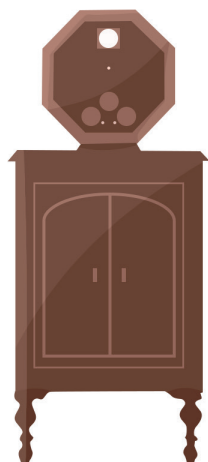
6. Fun Time!



PROJECT WORK: MY TV MODEL



1. Look at these pictures and discuss.




Have you ever seen them before?



2. Think. Point and say the evolution of TV with numbers.



3. Create your own TV model.



Tips for TV model:

1. Name it
2. Colour it
3. Shape it



What kind of TV do you use at home? Go home and find out.



UNIT 5

BODY PARTS




DO YOU KNOW BODY PARTS?



1. Listen and repeat.



2. Play Time!



Head




Leg



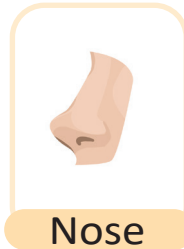
Hand



Hair



Eye



Nose



3. Listen and circle.

AB. p.32




4. Watch the video.



5. Look, point and say.



6. Fun Time!



HAVE YOU GOT SIX LEGS?




1. Watch the video again and act out.



2. Listen and chant.



3. Play Time!



4. Listen and tick.

AB. p.33



5. Collaborate.



Have you got 4 legs?



No, I haven't



6. Fun Time!

CAN YOU TOUCH YOUR HEAD?



1. Watch the video.



2. Sing and show.



3. Look, point and say.



4. Listen and circle.


AB. p.34



5. Collaborate.



6. Fun Time!



WHAT SENSE IS IT?



1. Look at the pictures.
What can you see?



2. Watch the video
and discuss.



See



Hear



Taste



Smell



Touch



3. Look, tick or cross.

AB. p.35



4. Think. Say YES or NO.



5. Fun Time!

CAN YOU SAVE WATER?




1. Watch the video.



2. Look and discuss.



Our value: Save water!





3. Look and choose.

Our value is...



Save water!



Be polite!




Be caring!



Be helpful!



4. Find the objects in the story.



Unit 5



5. Look and match.

AB. p.36



6. Collaborate.



CAN YOU SAY M, N, O?



1. Listen and repeat.



2. Listen and chant.

M



Mouth



Mom



Milk



N



Neck



Nose



Net



Orange



Oval



Ocean



3. Listen and circle.

AB. p.37



4. Listen and point.

M

N



N

M



5. Listen and repeat. Tongue Twister.

Nine



Necks




Nine



Noses




6. Fun Time!



Map of New Words (Units 6-7)








UNIT 6

WEATHER AND SEASONS



IS IT RAINY TODAY?



1. Listen and repeat.



2. Play Time!



Warm



Hot



Cold



Cool



Sunny



Rainy



3. Listen and circle.

AB. p.38




4. Watch the video.



5. Look, point and say.



6. Fun Time!



HOW IS THE WEATHER TODAY?



1. Watch the video again and act out.



2. Listen and chant.



3. Play Time!

It is



It is



It is



It is



It is



It is



4. Listen and circle.

AB. p.39



5. Collaborate.



How is the weather?



It's sunny and warm



6. Fun Time!

WHAT IS THE SEASON?




1. Watch the video.



2. Listen and sing.



3. Look, point and say.



4. Listen, tick or cross.

AB. p.40



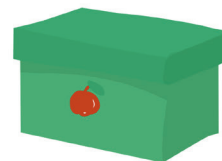
5. Collaborate.



Winter



Spring




Summer

Autumn



6. Fun Time!




WHAT CAN YOU SEE IN THE SKY?




1. Look at the pictures.
What can you see?



2. Watch the video
and discuss.



Sun



Moon



Cloud



Star



How is a rainbow formed?


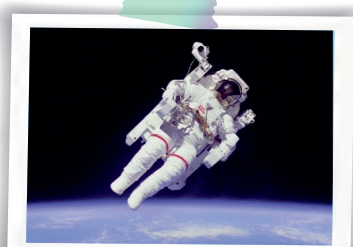


3. Look and match. AB. p.41



4. Think. What can you see in the sky?

I can see ... / I can't see ...



5. Fun Time!


CAN YOU BE KIND?



1. Watch the video.




2. Look and discuss.



Let's feed them!



Our value: Be kind!





3. Look and choose.

Our value is...



Be strong!



Tidy up your room!



Be kind!



Stay healthy!



4. Find the objects in the story.

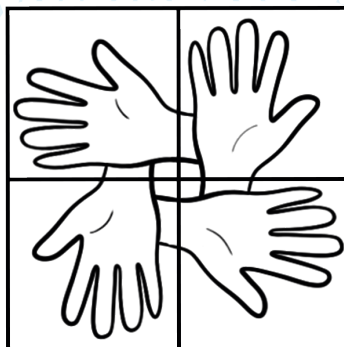


5. Look and match.

AB. p.42



6. Collaborate.



CAN YOU SAY P, Q, R?



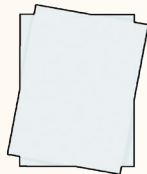
1. Listen and repeat.



2. Listen and chant.



Paper



Pen



Pencil



Quiet



Queen



Question



Red



Rabbit



Ring



3. Listen and circle.

AB. p.43



4. Listen and point.




5. Listen and repeat. Tongue Twister.

Purple



Paper



People



6. Fun Time!






PROJECT WORK: MY RAINBOW




1. Look and discuss. How many colours does a rainbow have? Name the colours.



2. Think. Put in order. How does a rainbow form?



3. Create a rainbow.



Things you need:

1. Two glasses
2. Coloured markers
3. Water
4. Napkins



Go home and make your own rainbow. Take a photo.



UNIT 7

FRUITS AND VEGETABLES

D



B



E





IS IT A FRUIT OR A VEGETABLE?



1. Listen and repeat.



2. Play Time!



3. Listen and circle.

AB. p.46



4. Watch the video.




5. Look, point and say.

Unit 7



6. Fun Time!



DO YOU LIKE BANANA?






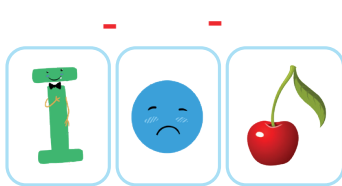

1. Watch the video again and act out.



2. Listen and chant.



3. Play Time!



4. Listen and draw.

AB. p.47



5. Collaborate.



6. Fun Time!

DO YOU EAT RAINBOW?



1. Watch the video.



2. Listen and sing.



3. Look, point and say.



4. Listen and colour. AB. p.48




5. Collaborate.

Can you draw
your yummy
rainbow?



6. Fun Time!



DO YOU KNOW VITAMINS?



1. Look at the pictures.
What can you see?




2. Watch the video
and discuss.



3. Look and match. AB. p.49



4. Think. What are they?



5. Fun Time!


DO YOU LIKE FRUITS AND VEGETABLES?




1. Watch the video.



2. Look and discuss.



Our value: Be strong!





3. Look and choose.

Our value is...



Be caring!



Tidy up your room!




Be strong!



Be polite!



4. Find the objects in the story.



5. Look, colour and name.

AB. p.50



6. Collaborate.



CAN YOU SAY S, T, U?



1. Listen and repeat.



2. Listen and chant.

S



Snake



Sun



Sad



T



Tree



Table



Tiger



U



Umbrella



Up



Uncle



3. Listen and circle.

AB. p.51



4. Listen and point.

T

S

T

U

S

U



5. Listen and repeat. Tongue Twister.

Six




Sad





Snakes



6. Fun Time!



Map of New Words (Units 8-9)





UNIT 8

FOOD



DO YOU LIKE APPLE JUICE?




1. Listen and repeat.




2. Play Time!




Chocolate




Sandwich



Egg



Juice



Cheese



Ice-cream



3. Listen and circle.

AB. p.52



4. Watch the video.




5. Look, point and say.

Unit 8



6. Fun Time!



HAVE YOU GOT AN ICE-CREAM?



1. Watch the video again and act out.



2. Listen and chant.



3. Play Time!

1	+	+	+	2	-	-	3	?	?	?
4	+	+	5	-	-	6	?	?	?	



4. Listen, tick or cross. AB. p.53



5. Collaborate.



6. Fun Time!

WHAT DO YOU HAVE FOR BREAKFAST?




1. Watch the video.



2. Listen and sing.



3. Look, point and say.



4. Listen and tick.


AB. p.54



5. Collaborate.



6. Fun Time!



DO YOU LIKE RICE?



1. Look at the pictures.
What can you see?



2. Watch the video
and discuss.



3. Look and put in order.

AB. p.55



4. Think. Do they like rice?

1



2



3



4



5



6



7



8



9



10



5. Fun Time!





DO YOU LIKE PIZZA?




1. Watch the video.



2. Look and discuss.



Our value: Stay healthy!





3. Look and choose.

Our value is ...



Stay healthy!



Sharing is caring!



Be helpful!



Save water!



4. Find the objects in the story.



5. Look and match. AB. p.56



6. Collaborate.

Draw your food,
is it healthy?



CAN YOU SAY V, W, X?



1. Listen and repeat.



2. Listen and chant.



Veggies



Van



Vest




White



Window



Water



Fox



Box



T-rex





3. Listen and circle.

AB. p.57



4. Listen and point.



5. Listen and repeat. Tongue Twister.

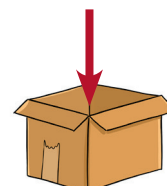
White




Fox



In the box



6. Fun Time!



PROJECT WORK: MY FOOD PLATE





1. Look and discuss. What have they got in the plates?



 Yummy	 Lazy	 Jolly
 Tidy	 Tummy	 Sharp
 Friendly	 Shiny	 Smarty



2. Think. What food belongs to these countries?



3. Create your own food plate.



Think of:

Taste

Ingredients

Vitamins

Draw and name it



Go home and find out. Are you healthy eater or not?





UNIT 9

PETS





DO YOU LIKE PETS?



1. Listen and repeat.



2. Play Time!



3. Listen and circle.

AB. p.60




4. Watch the video.



5. Look, point and say.



6. Fun Time!



CAN YOU JUMP?




1. Watch the video again and act out.



2. Listen and chant.



3. Play Time!



4. Listen and circle. AB. p.61



5. Collaborate.



Can you swim?



No, I can't.



Yes, I can.



6. Fun Time!

HAVE YOU GOT A PET?



1. Watch the video.



2. Sing and show.



3. Look, point and say.



4. Listen and number.


AB. p.62



5. Collaborate.



6. Fun Time!




IS IT LIVING OR NON-LIVING?



1. Look at the pictures.
What can you see?



2. Watch the video
and discuss.




3. Look and match.

AB. p.63



4. Think. Is it living or non-living ?



5. Fun Time!



CAN YOU BE CARING?




1. Watch the video.



2. Look and discuss.



Our value: Be caring!





3. Look and choose.

Our value is ...



Tidy up your room!



Sharing is caring!




Be caring!



Stay healthy!



4. Find the objects in the story.



5. Look and match. AB. p.64

I am pet,
I am happy

I am home,
I am big

I am food,
I am yummy



6. Collaborate.

CAN YOU SAY Y, Z?



1. Listen and repeat.



2. Listen and chant.



Yogurt



Yellow



Yucky



Zoo



Zero



Zebra



3. Listen and circle.

AB. p.65



4. Listen and point.



5. Listen and repeat. Tongue Twister.

Yellow



Zebra




Yellow



Zero



6. Fun Time!



PROJECT WORK: MY DREAM HOUSE


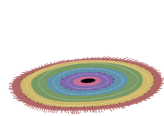


1. Look and discuss.

Do you remember these project works?



2. Think. Which of these should be in your dream house?



3. Create your dream house!



Think of:

Number of rooms

Things in it


Number of people and who are they?

Pets



Go home, show your dream house to your family and ask them to leave comments or like.

Phonics



E




Grammar




Grammar mix



Vocabulary




CLIL





Phonics



Grammar



What is this?



Who is this?


Grammar
mix






What colour is it?



Vocabulary




CLIL



		
 <p>?</p>	 <p>?</p>	 <p>?</p>
 <p>?</p>  <p>?</p> <p>5</p>	 <p>?</p> <p>1</p> <p>?</p>	 <p>?</p> <p>?</p> <p>1</p>
		
 	 	 

Phonics



Grammar

It is


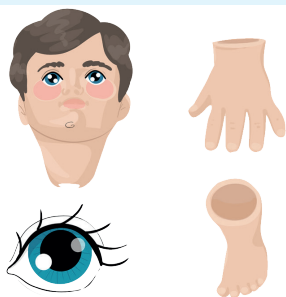


Grammar
mix


It is




Vocabulary



CLIL




<p>O</p> 	<p>Q</p> 	<p>R</p> 
<p>It is</p> 		<p>It is</p> 
<p>It is</p> 		
		
		



Phonics





Grammar



Grammar mix




Vocabulary



CLIL






Unit 9

JEOPARDY


Phonics




Grammar



Grammar mix




Vocabulary



CLIL





Учебное издание

Бумохира Сулаймонова, Зумратхон Шукурова,
Сабохат Махмудова, Лайли Авезова,
Шохсанам Мирзаева, Шахноза Журамуродова

INGLIZ TILI

*Учебник для 1 класса школ
общего среднего образования*

Художники:

Дилзодахон Хамиджонова, Умид Сулаймонов

Редактор:

Гуландом Бакиева

Корректор:

Юлдуз Назарова

Технический редактор:

Акмаль Сулейманов

Художественный редактор:

Сарвар Фармонов

Дизайн и компьютерная верстка:

Санжарбек Дониёров

Разрешено в печать 00.07.2021. Формат 60x84 ¹/₈.

Гарнитура «Arial». Кегль 17. Офсетная печать.

Усл.печ.л. 12,10. Уч.-изд. л. 15,57.

Тираж _____ . Заказ №_____.

Опечатано в типографии ООО «Yangiyul Poligraph Service»
112001, Ташкентская область, г.Янгийул. ул. Самарканд, 44.