

# Tasviriy San'at

1

*Umumiy o'rtta ta'lim maktablarining  
1-sinfi uchun darslik*

*O'zbekiston Respublikasi Xalq ta'limi vazirligi  
nashrga tavsiya etgan*

*Yangi nashr*



Toshkent – 2021

UO'K 75(075)  
KBK 74.268.51  
85.14ya7  
T 25

*Tuzuvchilar:*  
**Alfiya Salixova, Dilfuza Shayakubova, Barno Yunusova**

*Mas'ul muharrir:*  
Asqarali Sulaymonov

*Taqrizchilar:*

- A. Umarov – Kamoliddin Behzod nomidagi Milliy rassomlik va dizayn instituti “Miniatyura va kitob grafikasi” kafedrasida o'qituvchisi.
- A. Imamova – Respublika ixtisoslashtirilgan dizayn maktabi oliy toifali o'qituvchisi, san'atshunos.
- Z. Agzamova – Respublika ixtisoslashtirilgan dizayn maktabi katta o'qituvchisi.
- N. Vahobova – Toshkent shahri Yangihayot tumani 32-sonli umumta'lim maktabi o'qituvchisi.

Tasviriy san'at [Matn]: 1-sinf uchun darslik / A. Salixova [va boshq.]. – Toshkent: Respublika ta'lim markazi, 2021. – 72 b.

ISBN 978-9943-7114-2-6

UO'K 75(075)  
KBK 74.268.51

## Shartli belgilar:



– o'rganamiz



– dars yakuni



– chizamiz



– bo'yaymiz



– topshiriq

*Respublika maqsadli kitob jamg'armasi  
mablag'lari hisobidan chop etildi.*

*Original maket va dizayn konsepsiyasi  
Respublika ta'lim markazi tomonidan ishlandi.*

ISBN 978-9943-7114-2-6

© Respublika ta'lim markazi, 2021

# MUNDARIJA



## 1. Grafika

Tasviriy san'at darsida foydalaniladigan ish qurollari.....	5
Chiziq turlari .....	7
Qiziqarli shakllar .....	8
Quvnoq raqamlar .....	10
Kamalak ranglar jilosi .....	12
Rang va gullar .....	14
Barglar rasmini chizish .....	16
“Kuz ne'matlari” mavzusida rasm ishlash .....	18
“Tipratikan bog'da” mavzusida rasm ishlash .....	22

## 2. Haykaltaroshlik

Milliy idish va mevalar yasash .....	26
Jo'ja bilan o'rdakcha shaklini yasash .....	32
Kuchukcha bilan mushukcha shaklini yasash .....	34
Baliqcha tasvirini ishlash .....	36
Jirafa va fil shaklini yasash .....	37
Pingvin shaklini yasash .....	39
“Yangi yil” (umumlashtiruvchi dars) .....	40

## 3. Rangtasvir

“Qish manzarasi” mavzusida rasm ishlash .....	42
Quyuncha rasmini chizish.....	44
Tulki rasmini chizish .....	45
Ayiqcha rasmini chizish .....	46
Boychechak rasmini chizish .....	48
“Guldondagi gullar” mavzusida rasm ishlash .....	50
“Onajonimga sovg'a” mavzusida rasm ishlash .....	51
1-nazorat ishi. “Guldasta” mavzusida rasm ishlash .....	52
“O'lkamizda Navro'z” mavzusida rasm ishlash .....	53

## 4. Kompozitsiya

“Geometrik shakllardan tashkil topgan tabiat” mavzusida kompozitsiya ishlash.....	56
“Momaqaymoq” (o't-o'lanlar bilan) mavzusida kompozitsiya ishlash .....	58
“Kapalaklar” (gullar ustida) mavzusida kompozitsiya ishlash .....	60
“Asalari va xonqizi” (asalari uyasi va gullar) mavzusida kompozitsiya ishlash.....	61
“Ninachi va chumoli” (daraxt shoxi va barglarda) mavzusida kompozitsiya ishlash.....	62
“Tabiat qo'ynidagi hasharot” mavzusida kompozitsiya ishlash .....	64
2-nazorat ishi. “Gulzor” .....	66
“Yozgi sayohat” mavzusida kompozitsiya ishlash.....	68

# GRAFIKA




**TASVIRIY SAN'AT  
DARSIDA FOYDALANILADIGAN  
ISH QUROLLARI**




Mashq daftaring 3-betiga rangli qalamlar bilan "Mening sevimli o'yinchog'im" mavzusida rasm chizing.





# TASVIRIY SAN'ATNING TURLARI



**Grafika**





**Haykaltaroshlik**



**Rangtasvir**



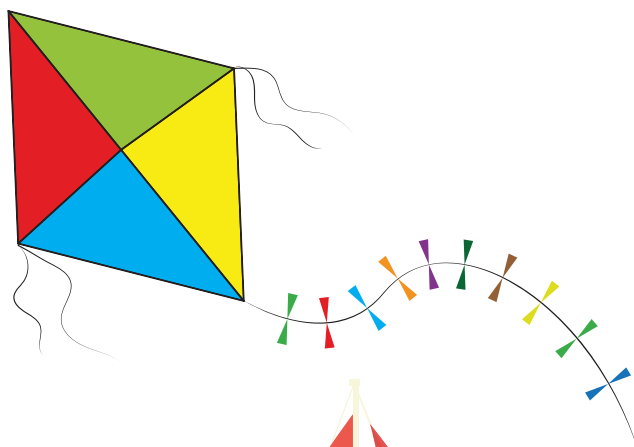


## Chiziq turlari



Mashq daftarining 5-betiga turli xil chiziqlar yordamida rasm chizing.



## Qiziqarli shakllar



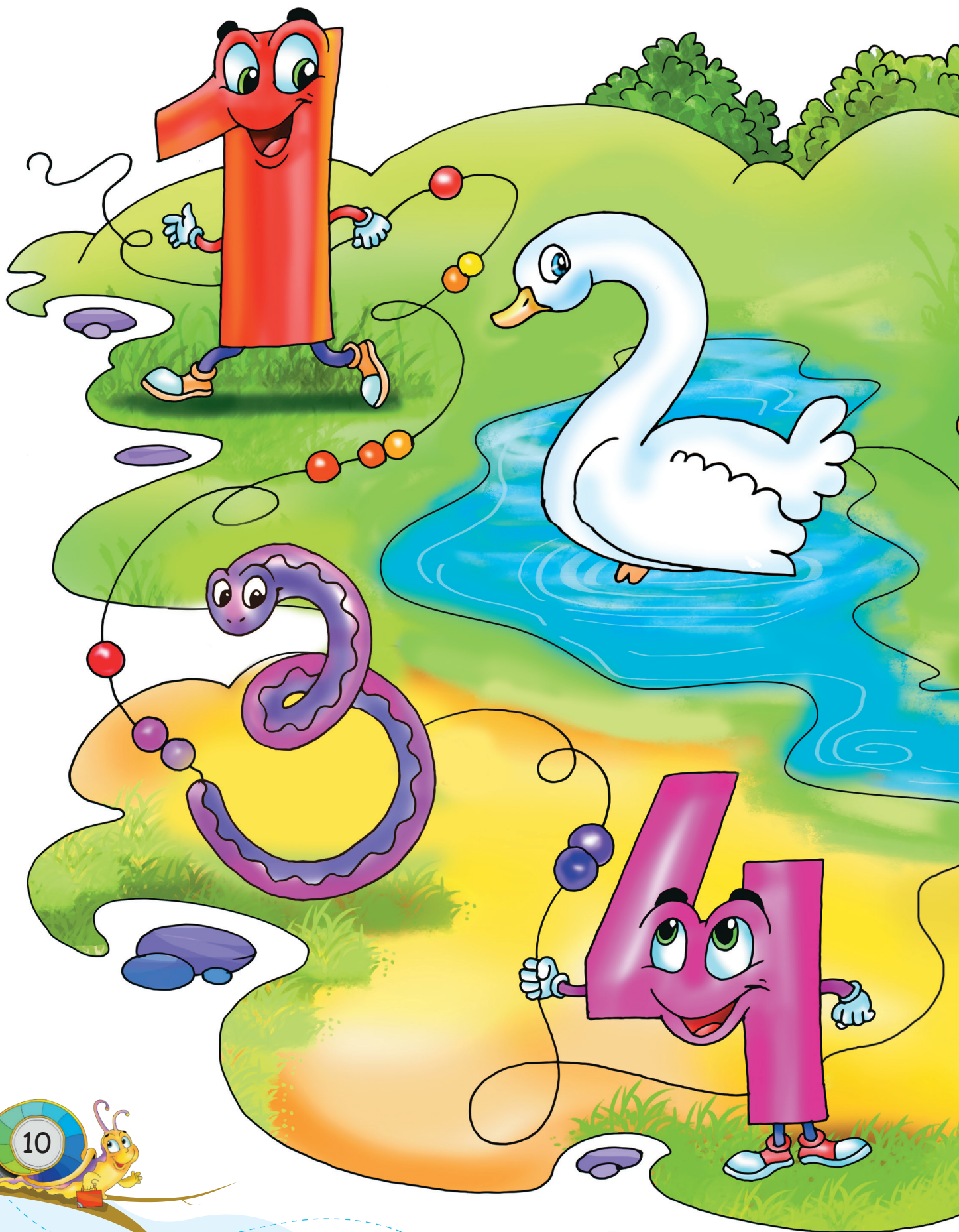




Mashq daftarining 7-betiga geometrik shakllardan foydalanib rasm chizing.



# Quvnoq raqamlar





Raqamlarni siz nimalarga o'xshatasiz?  
Ularni mashq daftarining 9-betiga chizing.



# Kamalak ranglar jilosi



## Asosiy ranglar



+



=



+



=



+



=




+






+



=



## Hosila ranglar








Mashq daftarining 11-betida berilgan tasvirni bo'yang.



13

# Rang va gullar


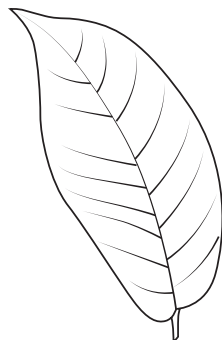











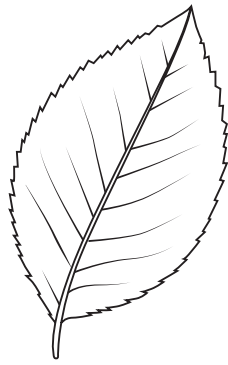
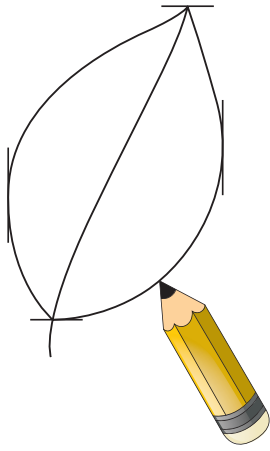





Mashq daftarining 13-betiga darslikda berilgan gul namunalaridan birini chizing.



# Barglar rasmini chizish



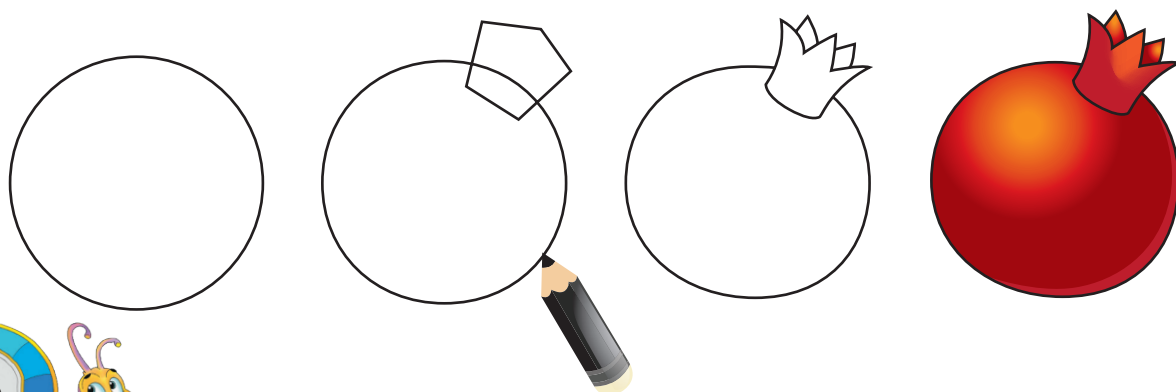
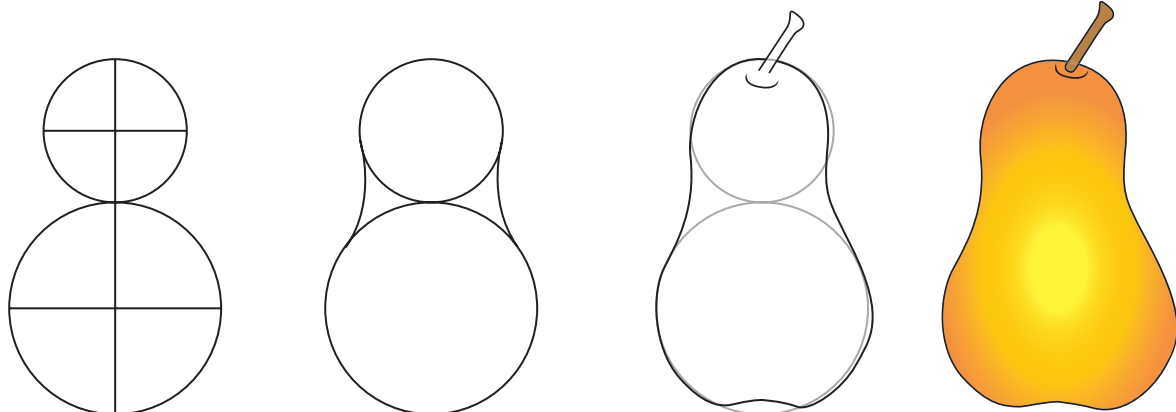








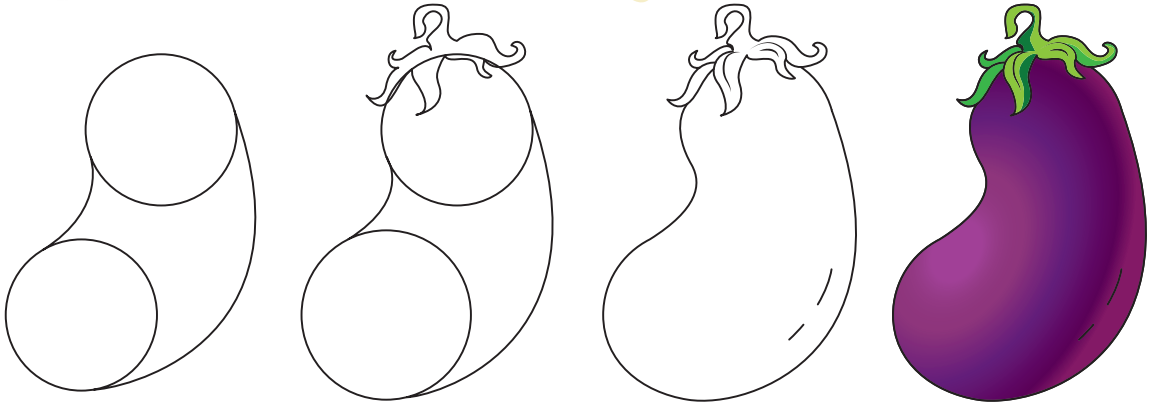


Mashq daftarining 15-betiga  
barglar rasmini chizing.



# “Kuz ne’matlari” mavzusida rasm ishlash










Mashq daftarining 17-betiga meva  
va sabzavot rasmini chizing.







**“Tipratikan bog‘da”  
mavzusida rasm ishlash**





Mashq daftarining 19-betidagi rasmni tugating va bo'yang.



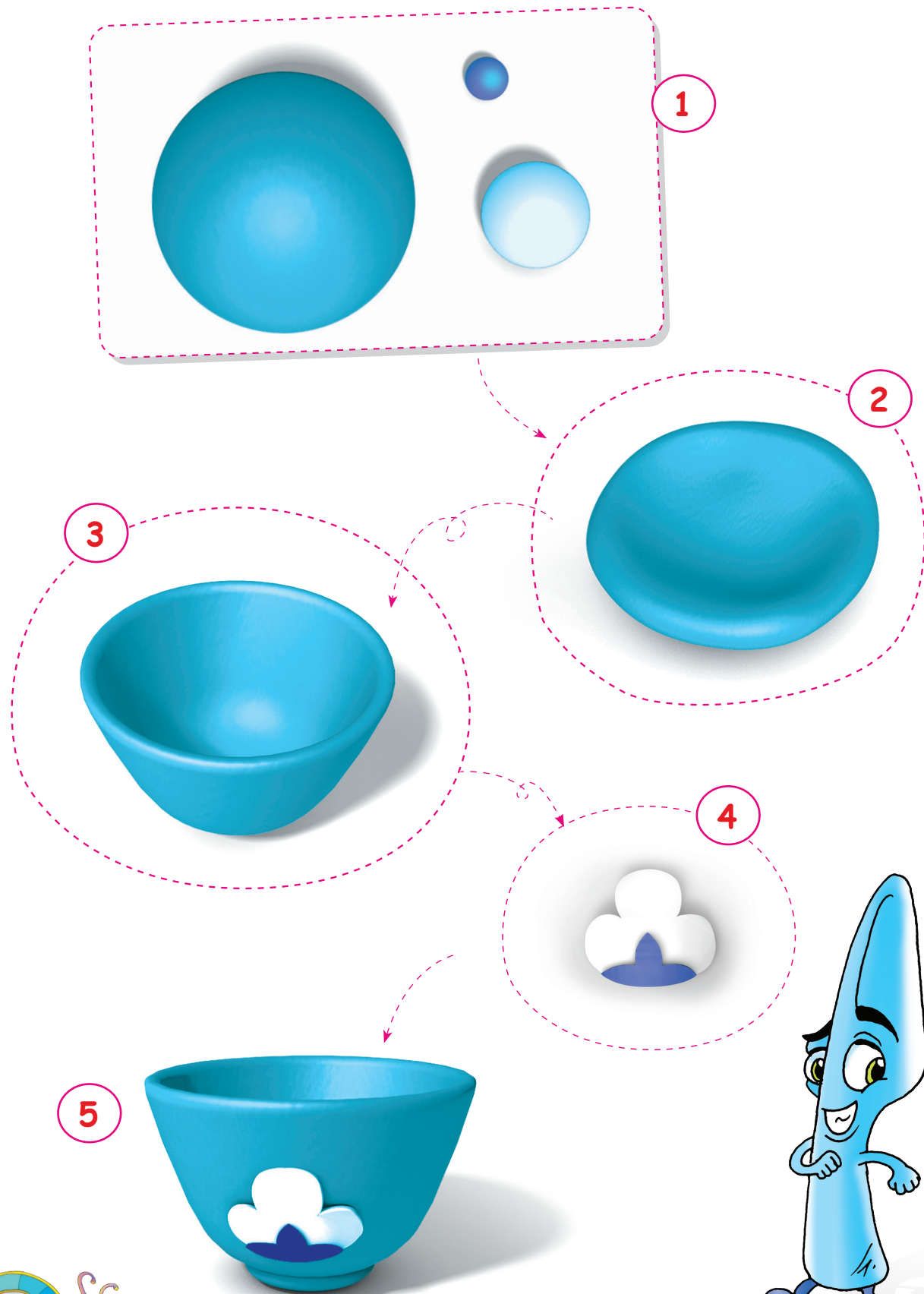



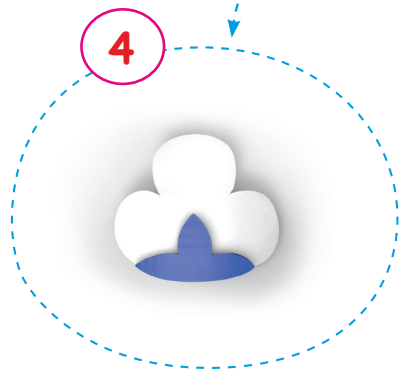






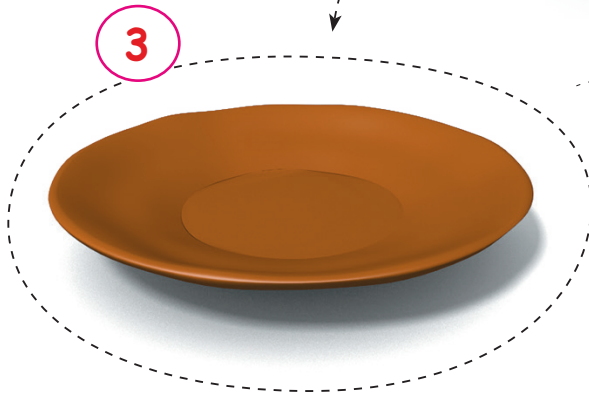

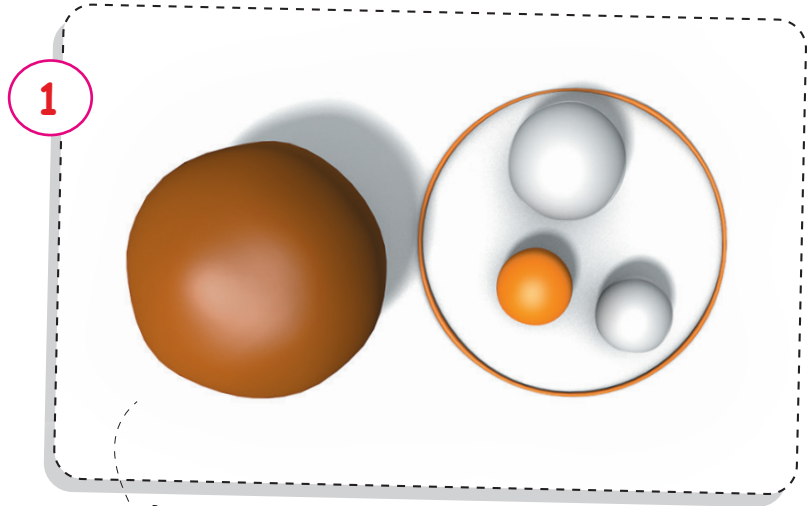
# HAYKALTAROSHLIK



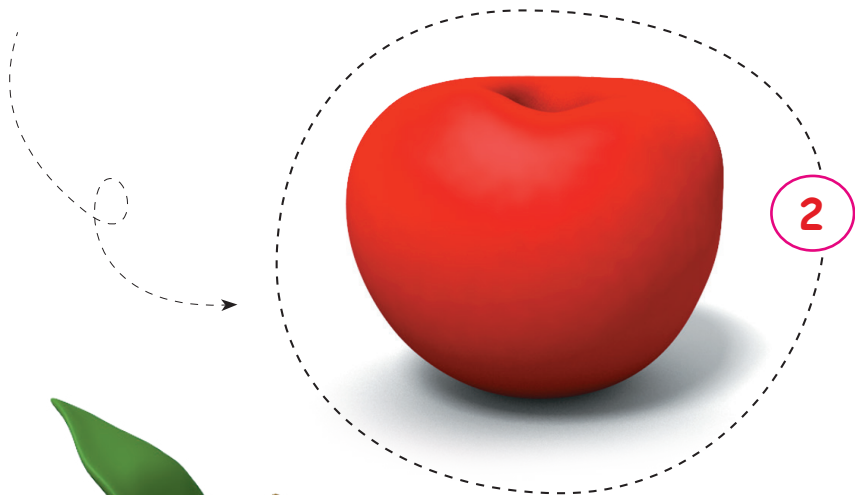





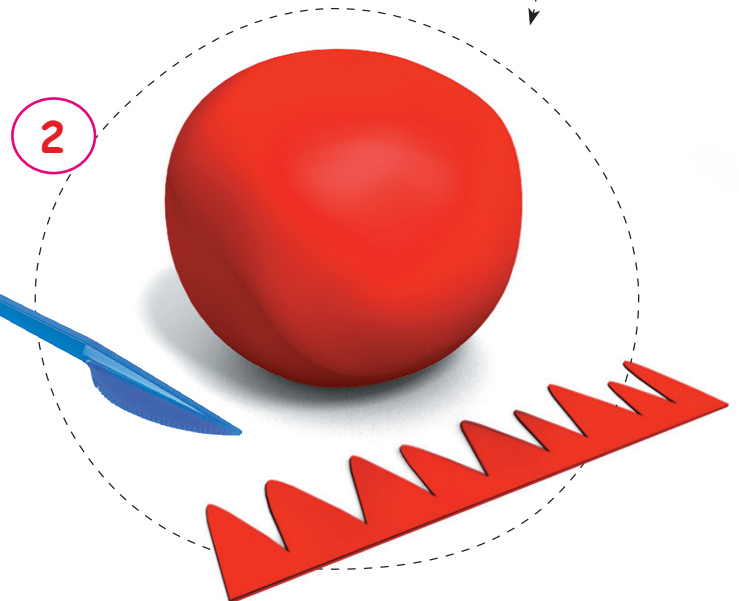


# Milliy idish va mevalar yasash













1



2




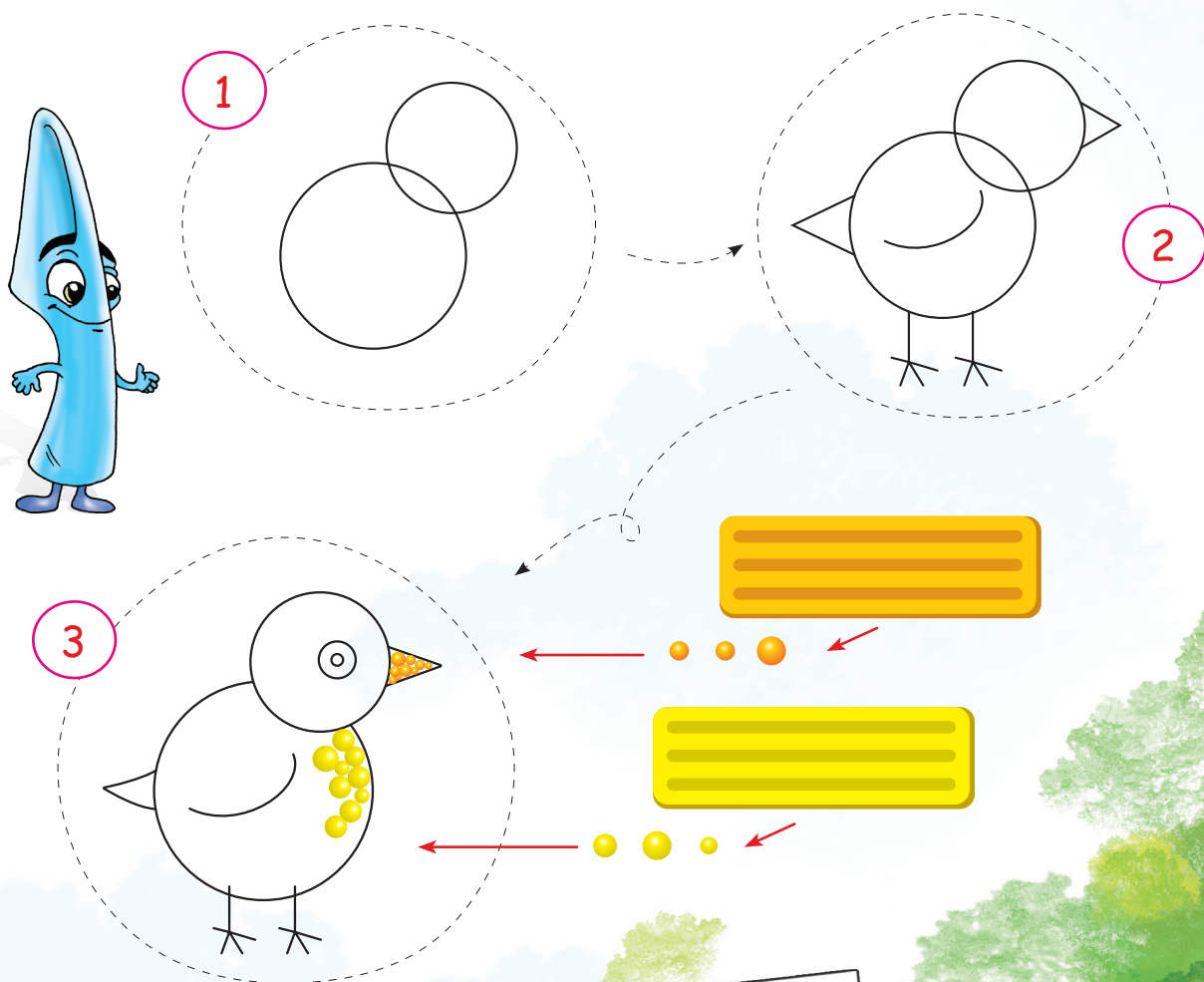
3




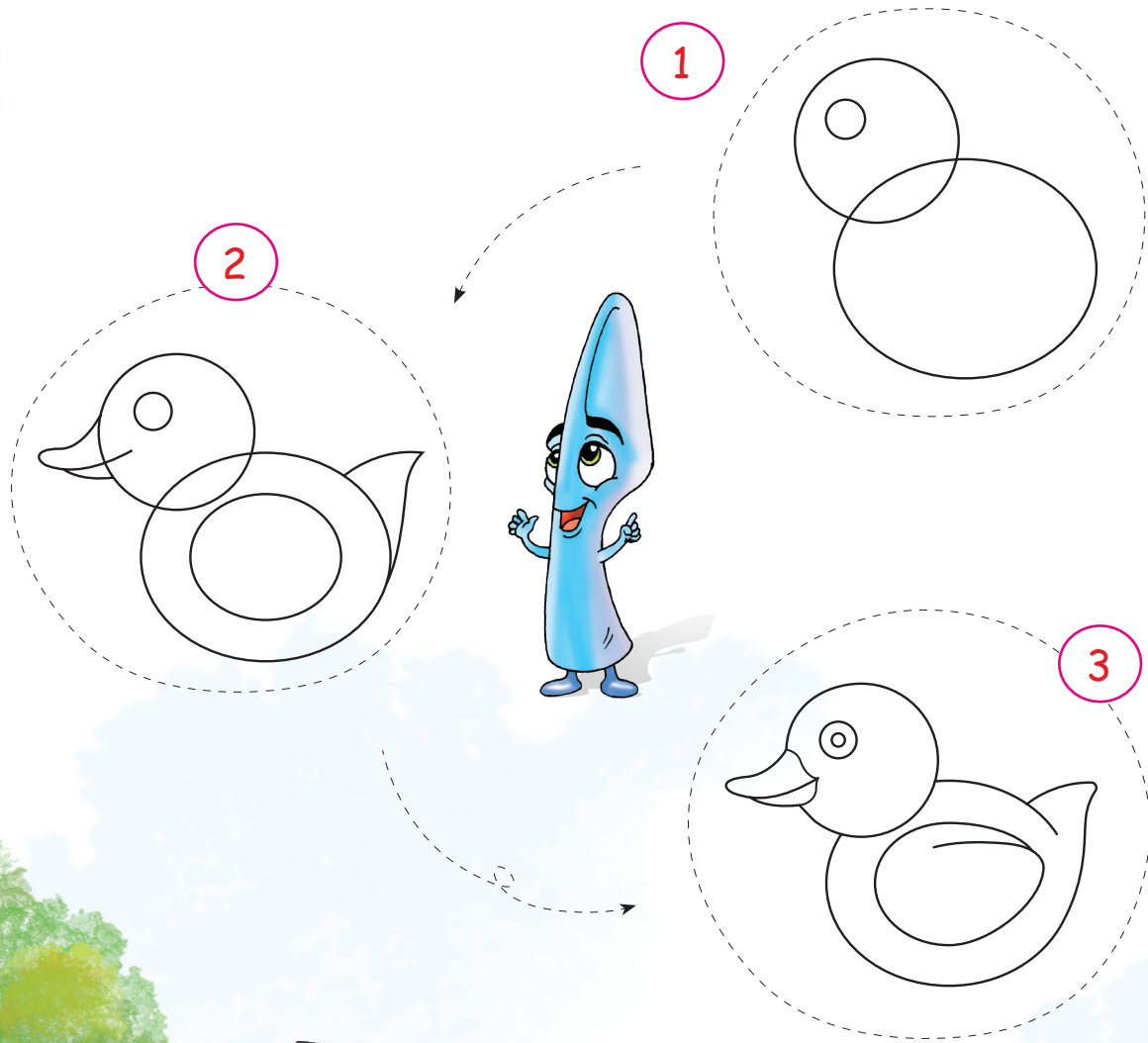
Milliy idish va mevalardan birini yasang.



# Jo'ja bilan o'rdakcha shaklini yasash







# Kuchukcha bilan mushukcha shaklini yasash

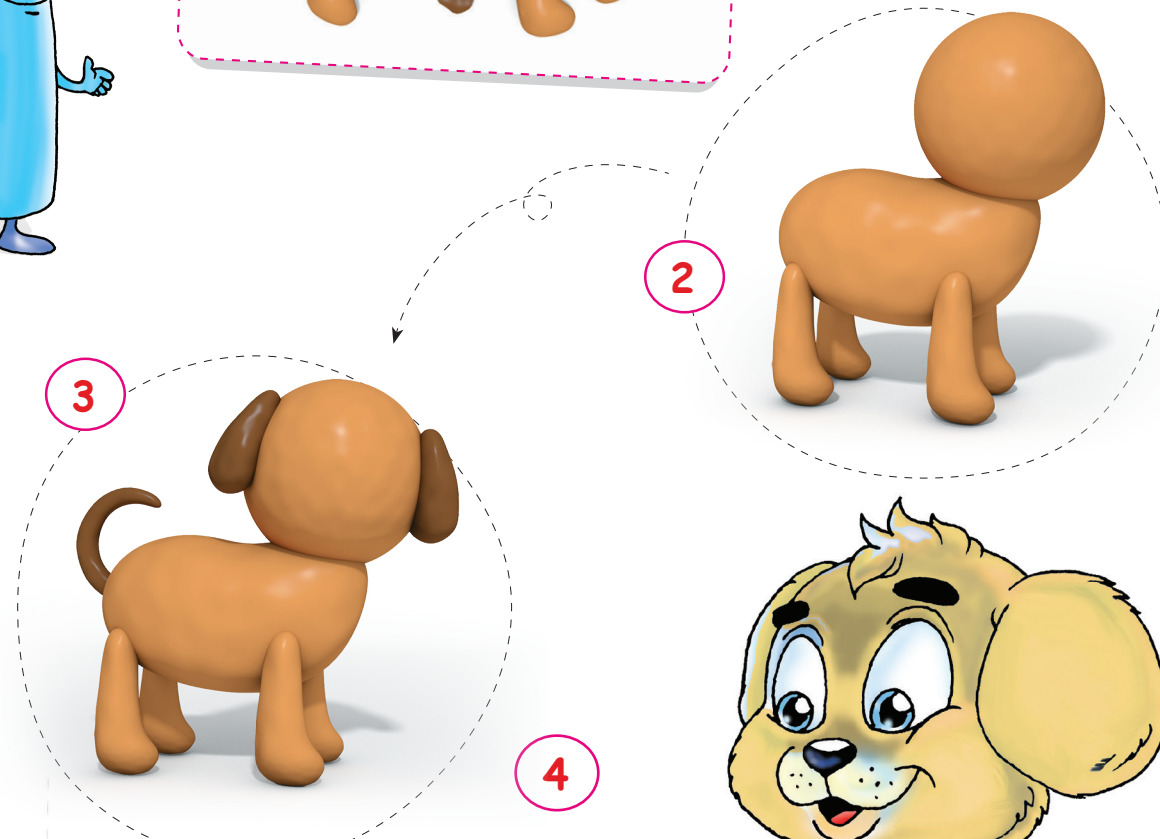



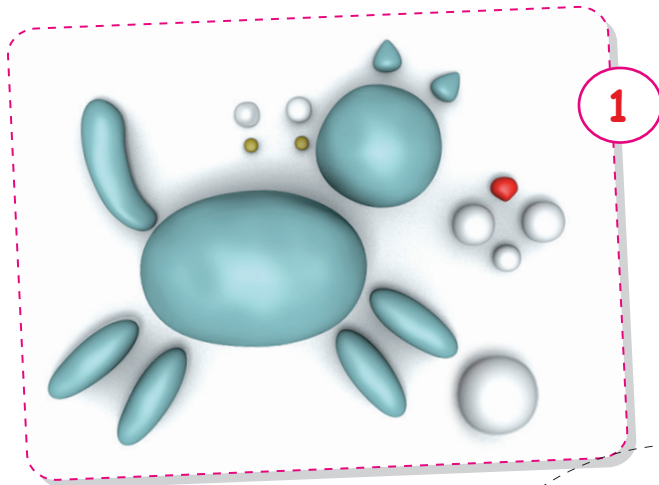
1

2

3

4


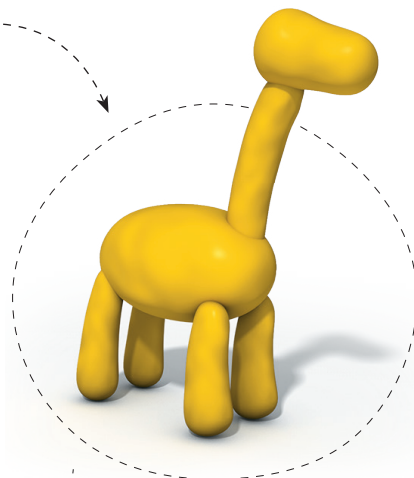



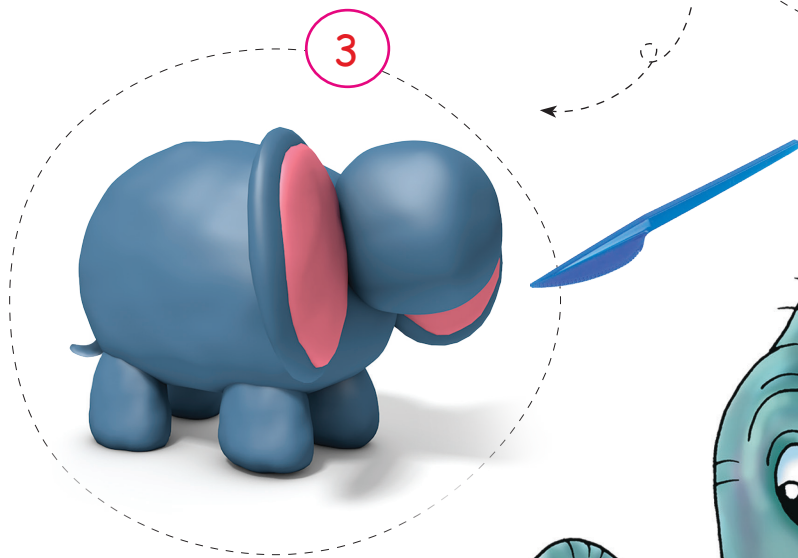
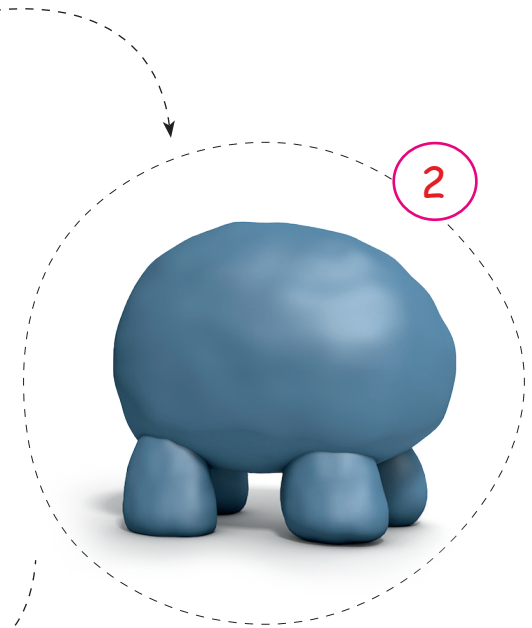



## Baliqcha tasvirini ishlash




# Jirafa va fil shaklini yasash






4



# Pingvin shaklini yasash



# YANGI YIL

(Umumlashtiruvchi dars)



Mashq daftaringing 21-betida berilgan tasvirni raqamlarga ko'ra bo'yang.





# RANGTASVIR









# “Qish manzarasi” mavzusida rasm ishlash

## Ish joyini to‘g‘ri tashkil etish



## Akvarel bo‘yog‘i bilan ishlash usuli











Mashq daftarining 23-betiga “Qish manzarasi” mavzusida rasm chizing.



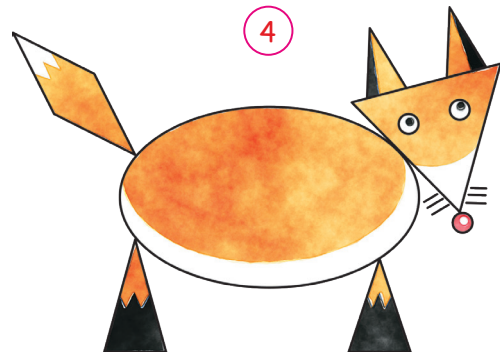
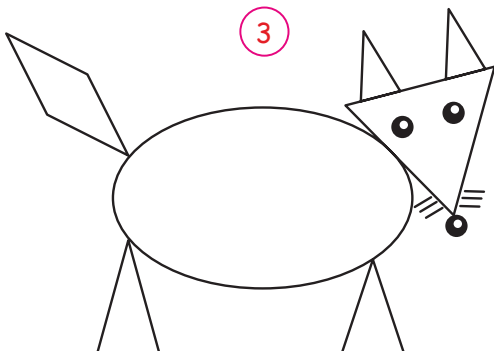
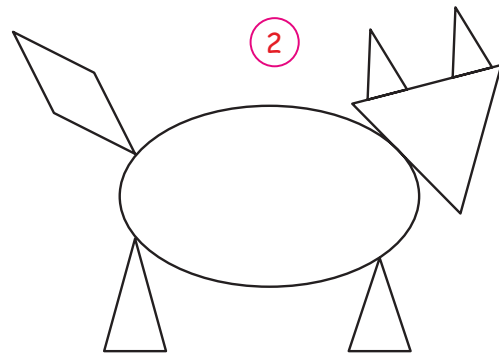
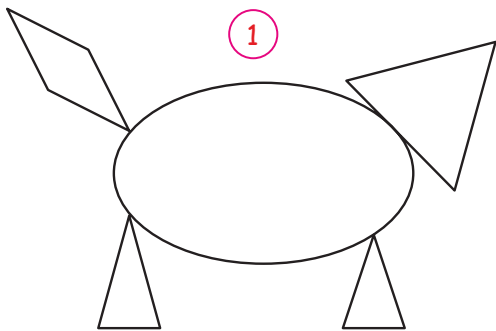

## Quyuncha rasmini chizish



Mashq daftarining 25-betida berilgan rasmni tugating va bo'yang.




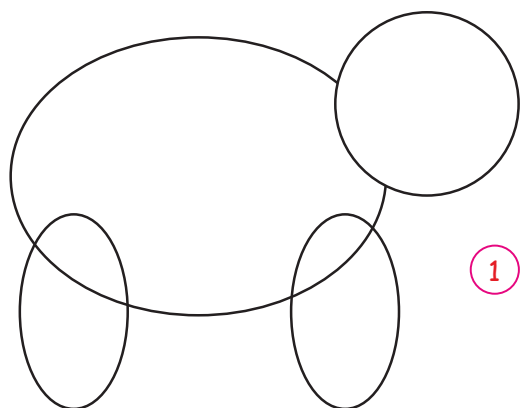
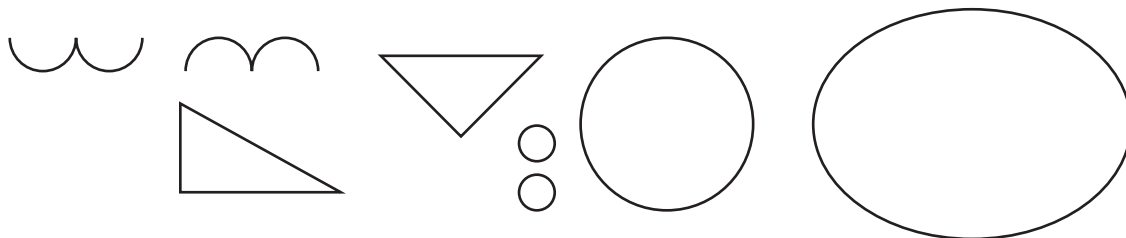

# Tulki rasmini chizish








Mashq daftarining 27-betida berilgan rasmni tugating va bo'yang.



# Ayiqcha rasmini chizish




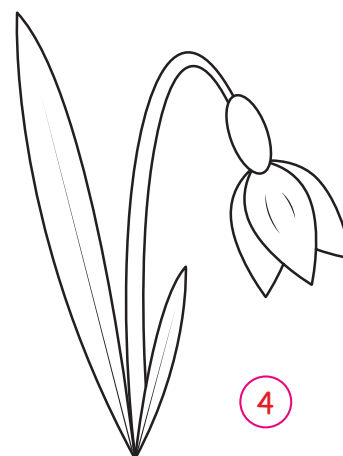

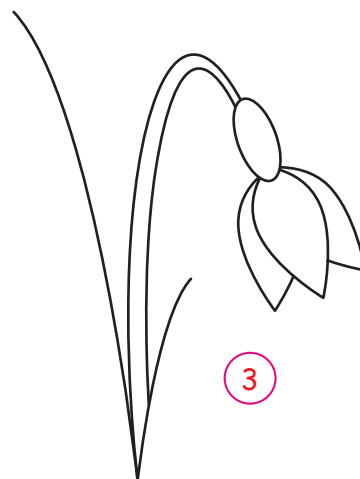








Mashq daftarining 29-betida berilgan rasmni tugating va bo'yang.



## Boychechak rasmini chizish









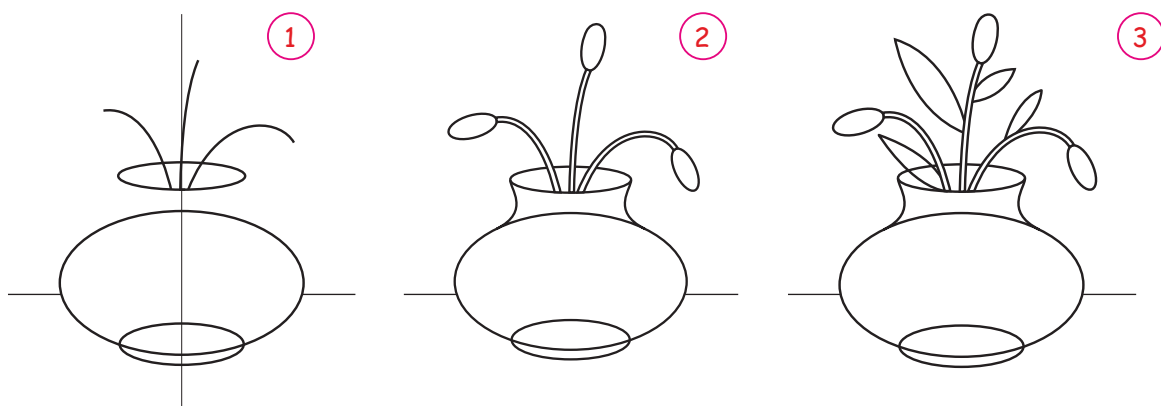




Mashq daftarining 31-betiga  
boychechak rasmini chizing.



## “Guldondagi gullar” mavzusida rasm ishlash



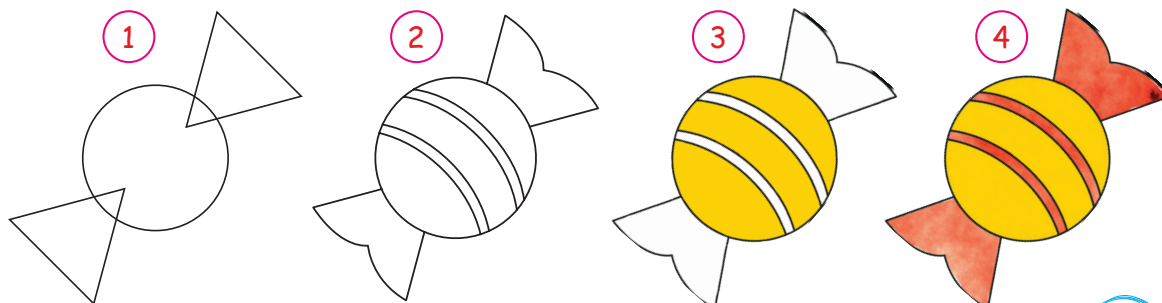
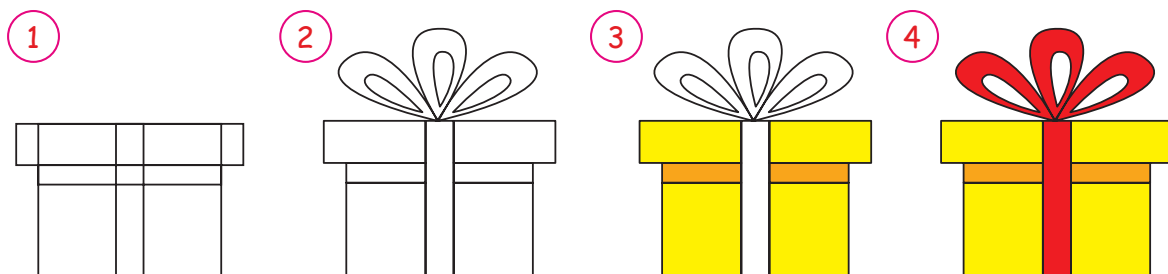
Mashq daftarining 33-betiga “Guldondagi gullar” mavzusida rasm chizing.



50



## “Onajonimga sovg‘a” mavzusida rasm ishlash



Mashq daftarining 35-betidagi tasvirni raqamlarga ko‘ra bo‘yang.



# 1-nazorat ishi. “Guldasta” mavzusida rasm ishlash

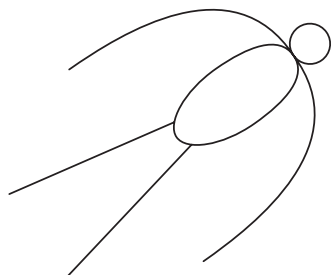


Mashq daftarining 37-betiga “Guldasta” mavzusida rasm chizing.



## “O‘lkamizda Navro‘z” mavzusida rasm ishlash

1



2



3



4



5



6



Mashq daftaring 39-betiga “O‘lkamizda Navro‘z” mavzusida rasm chizing.



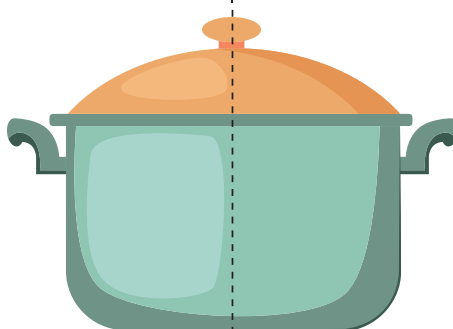








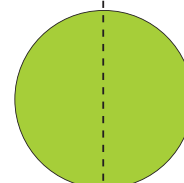
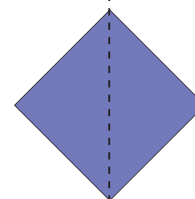
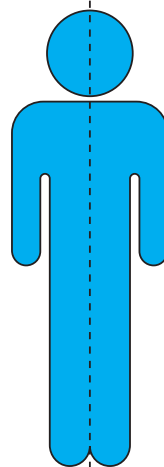

# KOMPOZITSIYA





## “Geometrik shakllardan tashkil topgan tabiat” mavzusida kompozitsiya ishlash




Simmetriya –  
ikki tomonning  
tengligi.









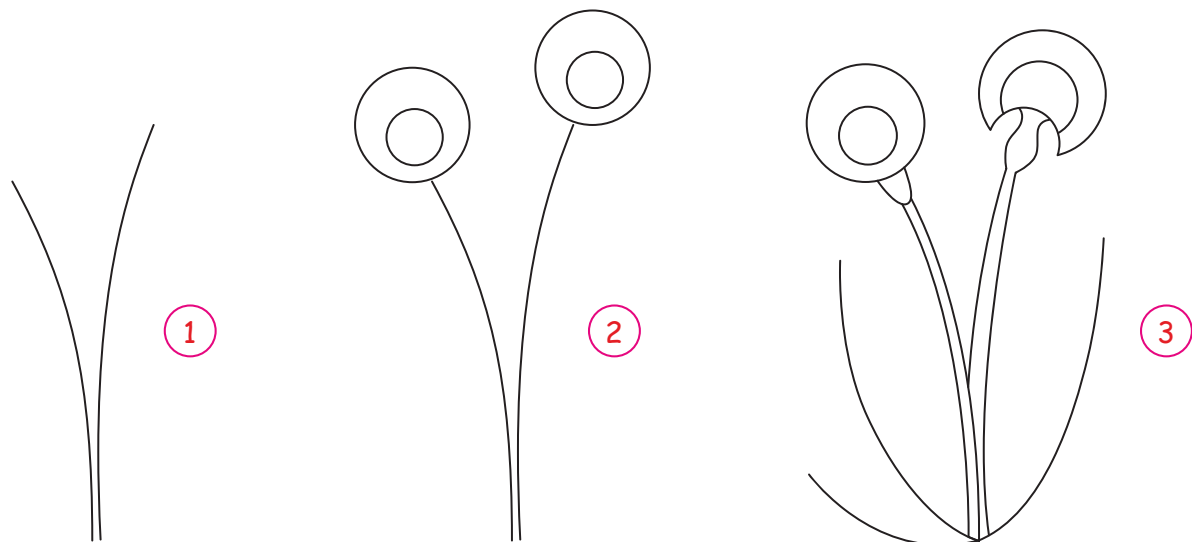
**Kompozitsiya bu – tasvir elementlarining o‘zaro bog‘liqligi.**






Mashq daftaring 41-betiga “Geometrik shakllardan tashkil topgan tabiat” mavzusida kompozitsiya ishleng.



## “Momaqaymoq” (o‘t-o‘lanlar bilan) mavzusida kompozitsiya ishlash



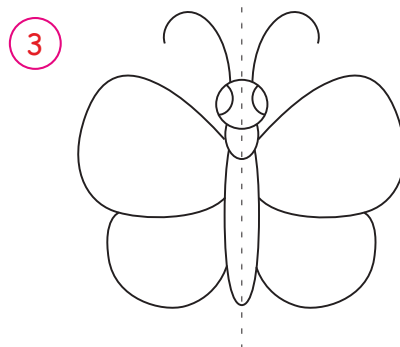
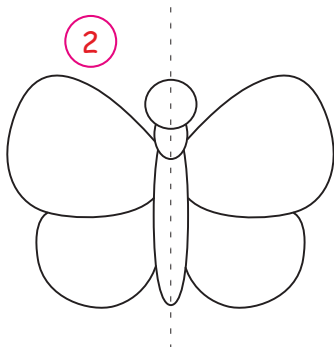
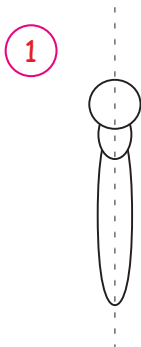




Mashq daftarining 43-betiga “Momaqaymoq”  
(o‘t-o‘lanlar bilan) kompozitsiyasini chizing.



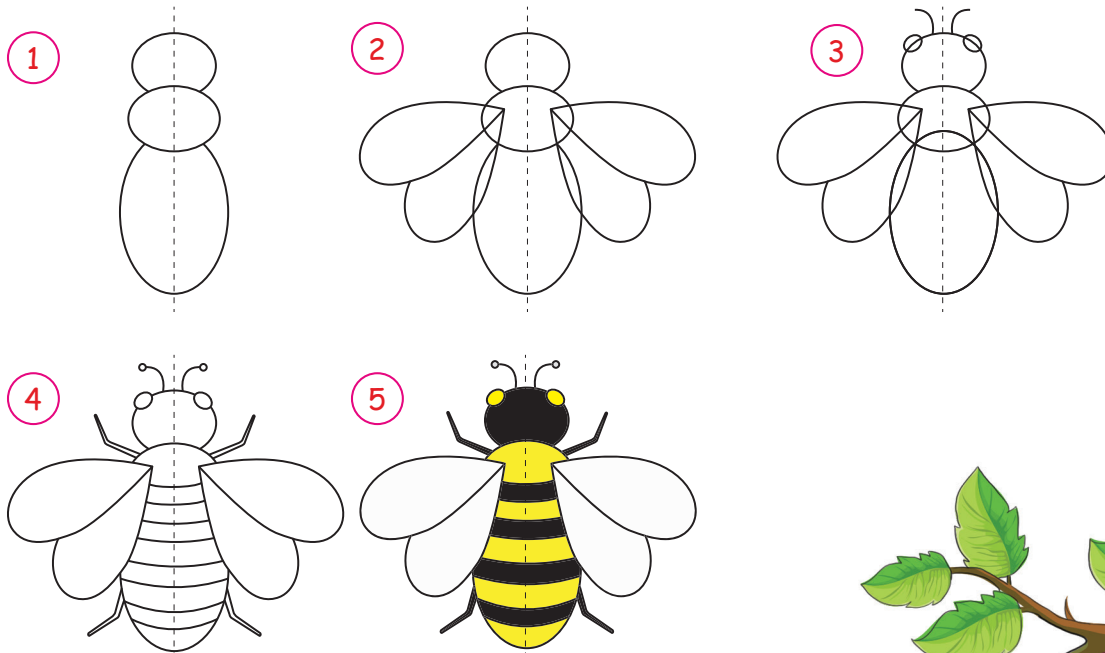
# “Kapalakar” (gullar ustida) mavzusida kompozitsiya ishlash




Mashq daftarining 45-betiga  
“Kapalakar” mavzusida rasm  
chizing.




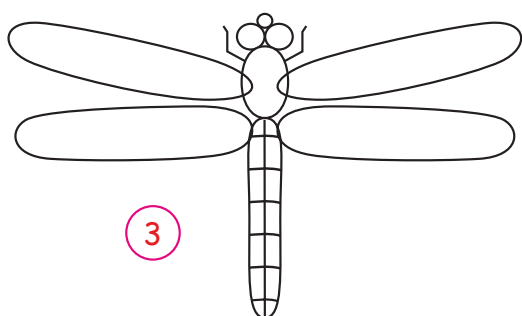
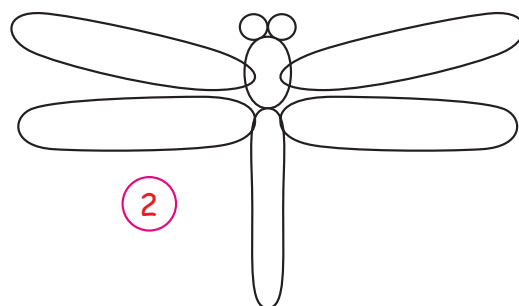
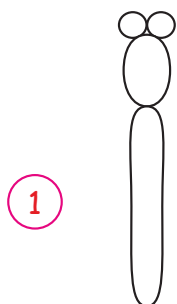
# “Asalari va xonqizi” (asalari uyasi va gullar) mavzusida kompozitsiya ishlash


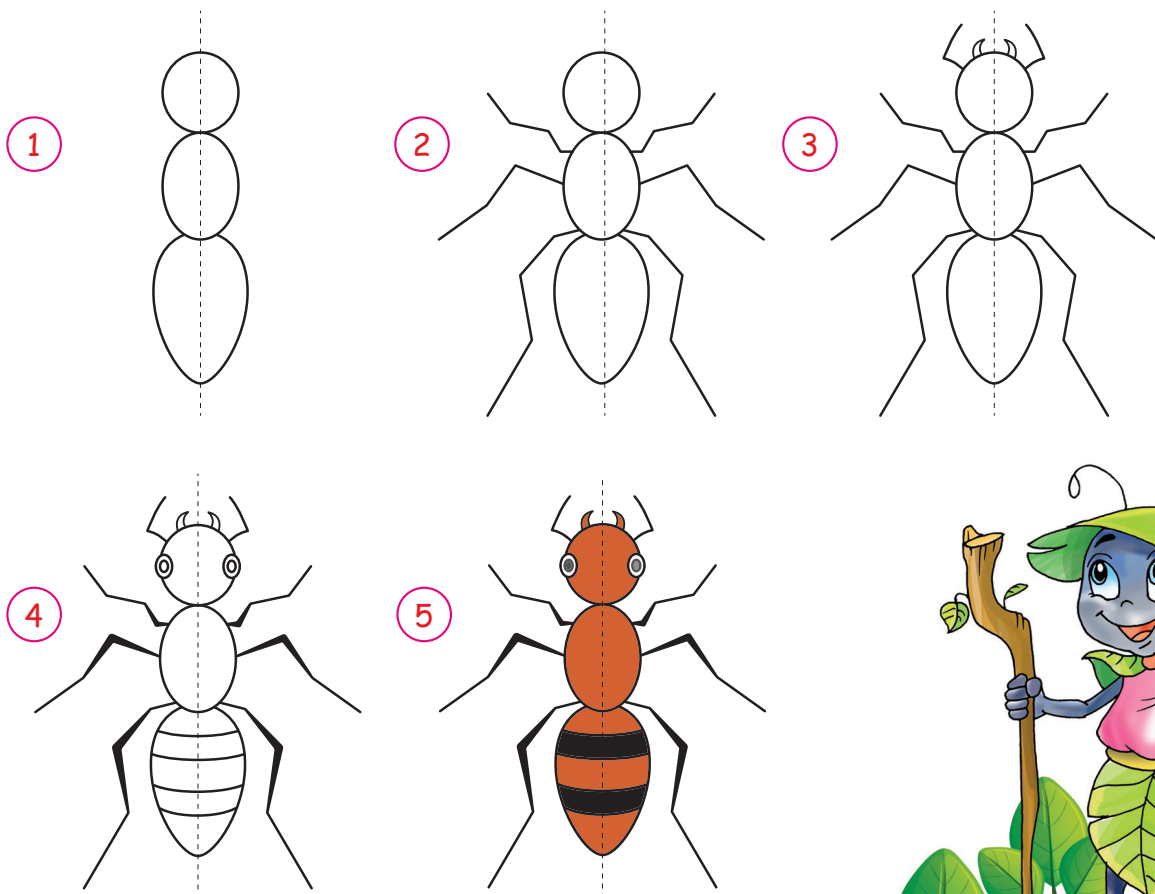


Mashq daftarining 47-betiga  
“Asalari va xonqizi” mavzusida  
rasm chizing.



## “Ninachi va chumoli” (daraxt shoxi va barglarda) mavzusida kompozitsiya ishlash






Mashq daftaringing 49-betiga “Ninachi va chumoli” mavzusida rasm chizing.



## “Tabiat qo‘ynidagi hasharot” mavzusida kompozitsiya ishlash








Mashq daftaringing 51-betiga “Tabiat qo‘ynidagi hasharot” mavzusida rasm chizing.



**2-nazorat ishi.**  
**“Gulzor”**






Mashq daftarining 53-betiga “Gulzor” mavzusida rasm chizing.




## “Yozgi sayohat” mavzusida kompozitsiya ishlash

1



2



3




Mashq daftarining 55-betiga “Yozgi sayohat” mavzusida rasm chizing.

68





# SALŌM, OROMGOH







# Tabiat muzeyiga sayohat



# Mening ilk rasmlarim



*O'quv nashri*

**Alfiya Salixova, Dilfuza Shayakubova, Barno Yunusova**

# **Tasviriy san'at**

*Umumiy o'rta ta'lim maktablarining  
1-sinfi uchun darslik*

*Rassom Umid Sulaymonov*

*Muharrir Orifjon Madvaliyev  
Badiiy muharrir Sarvar Farmonov  
Texnik muharrir Akmal Sulaymonov  
Musahhah Mohinur Ablahakimova  
Dizayner Dilmurod Mulla-Axunov  
Sahifalovchi Alimardon Aqilov*

Bosishga 07.06.2021-yilda ruxsat etildi. Bichimi 60x84  $\frac{1}{8}$ .  
Arial garniturasida. Kegli 18 shponli. Ofset bosma.  
Shartli bosma tabog'i 8,37. Nashriyot-hisob tabog'i 9,26.  
Adadi 608 220 nusxa. Buyurtma № \_\_\_\_.

“Kolorpak” MCHJ bosmaxonasida chop etildi.  
Toshkent shahar, Yunusobod tumani, Yangishahar ko'chasi, 1-A uy.



**COLORPACK**