

I. Mannopova, R. Mavlonova,
N. Ibragimova

TEKNOLOGIYA

Umumiy o'rtta ta'lim maktablarining
1-sinfi uchun darslik

Qayta ishlangan va to'ldirilgan
beshinchi nashri

*O'zbekiston Respublikasi Xalq ta'limi vazirligi
tomonidan tasdiqlangan*

„O'QITUVCHI“ NASHRIYOT-MATBAA IJODIY UYI
TOSHKENT – 2019

UO'K: 373.3.016:331(075.2)

KBK 74.200.52

M - 24

Taqrizchilar:

- Z. Shamsiyeva** – Respublika ta'lim markazi bo'lim boshlig'i;
M. Po'latova – Toshkent shahridagi 144-umumiy o'rta ta'lim maktabining texnologiya fani o'qituvchisi;
D. Karimova – Buxoro shahridagi 18-umumiy o'rta ta'lim maktabining texnologiya fani o'qituvchisi.

SHARTLI BELGILAR:



– o'qituvchi o'qib beradi;



– guruhda ishlaymiz;



– amaliy ish;



– fikrlaymiz, javob beramiz;



– ota-onalar yordamida tayyorlaymiz;



– ijodiy ishlash.

Respublika maqsadli kitob jamg'armasi mablag'lari hisobidan chop etildi.

ISBN 978-9943-22-341-7

© I. Mannopova va b.

© «O'qituvchi» NMIU, 2019

1- dars. TEXNOLOGIYA FANI HAQIDA TUSHUNCHA



Suratga diqqat bilan qarang!




Shahar ko'chalaridan biri tasvirlangan. Suratda nimalarni ko'ryapsiz?

Undan tabiiy va inson tomonidan yaratilgan narsalarni toping va ayting.


INSON YARATGAN DUNYO



 Bu xonadagi narsalar biz uchun kerakmi? Ularni kim tayyorlagan? Qanday mahsulotlardan tayyorlangan?



Rasmlarda tasvirlangan buyumlar qanday mahsulotlardan tayyorlangan? Inson bu narsalarni tayyorlash uchun mahsulotlarini qayerdan olgan?

 Rasmlarga qarang. Ularda tasvirlangan kasb egalari qanday ishni amalga oshirmoqdalar? Ularning kasbini ayting.



Har bir kasb egasiga kerak bo'ladigan asboblarni tanlang.



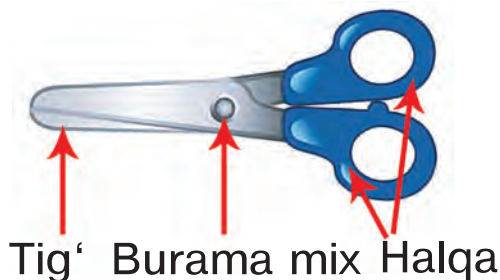
 Texnologiya fani materialga to'g'ri ishlov berish usullarini o'rgatadi.



XAVFSIZLIK TEXNIKASI QOIDALARI

Qaychi bilan ishlash qoidasi

Qaychi qanday tuzilgan?



Nima uchun qaychini rasmda ko'rsatilgandek uzatish kerak?



Siz nima deb o'ylaysiz, nima uchun qaychi jildga solib qo'yiladi?

Qaychi bilan uzunchoq qog'ozdan uch-burchak va kvadrat shakllarini qirqing.




Ish stoli






Yelim bilan ishlash qoidasi



Yelimni o'rtadan chetga qarab surting.



Ortiqcha yelimni artib oling. Ustiga narsa qo'yib quriting.



Mo'yqalamni ishlatib bo'lgach, yuvib qo'ying. Yelim idishni yopiq holda saqlang.



2-dars. „OLTIN KUZ“ MANZARASINI YASASH

Tabiat rang-barang va chiroyli. Inson yaratishni har doim tabiatdan o‘rgangan.



Qarang, tabiiy materiallardan tabiat go‘zalligini qanday yaratish mumkin? Unda qanday tabiiy materiallardan foydalanilgan?



O‘ylab ko‘ring. Nima uchun tabiatni himoya qilish kerak?



BARG BILAN ISHLASH

Barglarni qanday quritmoq kerak?

To'kilgan barglarni terib oling.



Ustiga narsa qo'yib quriting.



Barg bilan rasmda ko'rsatilgan tartibda ishlang.





OLTIN KUZ MANZARASINI BARGLARDAN HOSIL QILISH




Mustaqil ravishda barglardan oltin kuz manzarasini yasang.





3-dars. BARGLARDAN NAQSH KOMPOZITSIYASINI YARATISH

Rasmda barglardan tuzilgan naqsh kompozitsiyasi berilgan. Solishtiring. Qaysi biri sizga yoqdi? Nima uchun?



Kompozitsiya — tasvirlashni bir-biriga nisbatan ma'lum tartibda joylashtirish.






Naqsh tuzish uchun barglarni saralab oling va qanday joylashtirishni o'ylab ko'ring.



1



2



3



4



1



2



3

Eslab qoling! Bargni qaychi bilan qirq-mang, uning kerakli shakldagisini tanlang. Yopishtirishda yelimni bargning tomirlariga surkang. Ishni tugatganingizdan so'ng ustiga narsa qo'yib quring.



4 - dars. BARGLARDAN PARRANDA SHAKLINI YASASH



1



2



3



4



5



6

O'zingiz yasashga harakat qilib ko'ring.





TABIY MATERIALLARDAN QUSHCHA SHAKLINI YASASH



1



2



3



4



5



5 - dars. BARGLARDAN HAYVONLAR SHAKLINI YASASH



Suratda nima tasvirlangan? U qanday qismlardan iborat? Quyon yasash uchun sizga qanday shakldagi barglar kerak bo'ladi? Yasash ketma-ketligini kuzating va o'zingiz ham yasang.



SOLISHTIRING





6-dars. BARGLARDAN PARRANDALAR YASASH



1



2



3



1



2



3




4



7-dars. TABIIY VA TURLI MATERIALLARDAN QUSHLAR YASASH



O'zingiz yasab ko'ring.






8-dars. TABIIY VA TURLI MATERIALLARDAN KOMPOZITSIYA YARATISH



O'simliklar tabiatning bir bo'lagidir. Ular rassom-ustalarning ijod qilishlari uchun turli xil materiallar beradi. Rassom-ustalar uchun tabiat qanday materiallarni beradi? Aytib bering.



Diqqat! Shox, barglarni daraxtdan uz-mang va sindirmang. Faqat yerga to'kilganini oling. Tabiatni asrang!



9 - dars. URUG'LARNI YIG'ISH VA SAQLASH



Yoz va kuzda o'simliklar urug' hosil qiladi. Rasmda berilgan urug'lar qaysi o'simliklar urug'i ekanini toping.



Eslab qoling! Urug'larni sayrga chiqqaningizda yig'ib keling, yaxshilab yuving va quriting. So'ngra idishlarda saqlang.



10-dars. URUG'LARDAN NAQSH YASASH



Rangli kartondan eni 3 sm, bo'yi 9 sm bo'lgan to'g'ri to'rtburchak shaklni qirqib olib, qalam bilan teng bo'laklarga bo'lib chiqing. Uning ichiga naqsh chizib oling, so'ngra yelim yoki plastilin bilan urug'larni naqsh ustiga yopishtirib chiqing.

1



2



3





4





O'ZINGIZ YASAB KO'RING






11-dars. BALIQ SHAKLINI YASASH



1



2




3



4

O'zingiz yasab ko'ring.





12- dars. MOYCHECHAK GULINI YASASH



1



2



3

O'zingiz yasab ko'ring.





O'ZINGIZNI TEKSHIRING



O'qituvchingiz va ota-onangizni xursand qiling. Nimani bilishingizni, bajara olishingizni ko'rsating. To'g'ri javobni tanlang.

Tabiiy materiallar bilan ishlashda qanday asboblarni ishlatasiz?



Tabiiy bo'lmagan material nima?



Qaysi rasmda naqsh to'g'ri yasalgan?




Sinfdozlaringiz bilan javoblarni muhokama qiling.




QOG‘OZ VA KARTON BILAN ISHLASH

Qog‘oz — bu bizga doimo kerak bo‘ladigan materialdir.

 Siz qog‘ozdan ishlangan qanday buyumlarni bilasiz? Rasmga yaxshilab qarang. Bu buyumlar kimga va nima uchun kerak?



 Kartonni rangli qog‘ozlaringiz orasidan toping. Qanday o‘xshashlik bor? Turli qog‘ozlarni ushlab ko‘ring. Nimani kuzatdingiz? Qog‘ozning xususiyatlarini ayting.

13-dars. QOG‘OZ VA UNING TURLARI



Yozuv qog‘ozi.



Gazeta qog‘ozi.



Karton.



Rasm qog‘ozi.



Sovg‘ani qadoqlaydigan qog‘oz.

QOG'UZ BILAN ISHLASH



Andaza asosida belgilash.



Qirqish.



Qirqib olish.



O'rash.



Yirtish.

Siz nima deb o'ylaysiz, qog'oz bilan yana nima qilish mumkin?

QOG'OZNI BUKLASH VA QIRQISH USULLARI



Buklang.

Qirqing.



Buklang.

Qirqing.

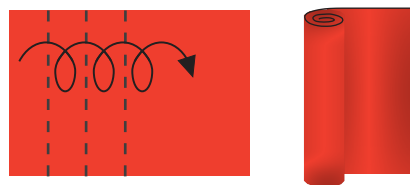


Buklang.

Qirqing.



Buklang.



O'rang.



KICHIK USTA O'YINI

Go'zallikni birgalikda yaratamiz.
Siz uchun quyidagilar kerak bo'ladi:





Endi siz qog'oz bilan ishlash qoidalarini bilib oldingiz.

Qog'ozdan narsalar yasashda ulardan foydalaning.



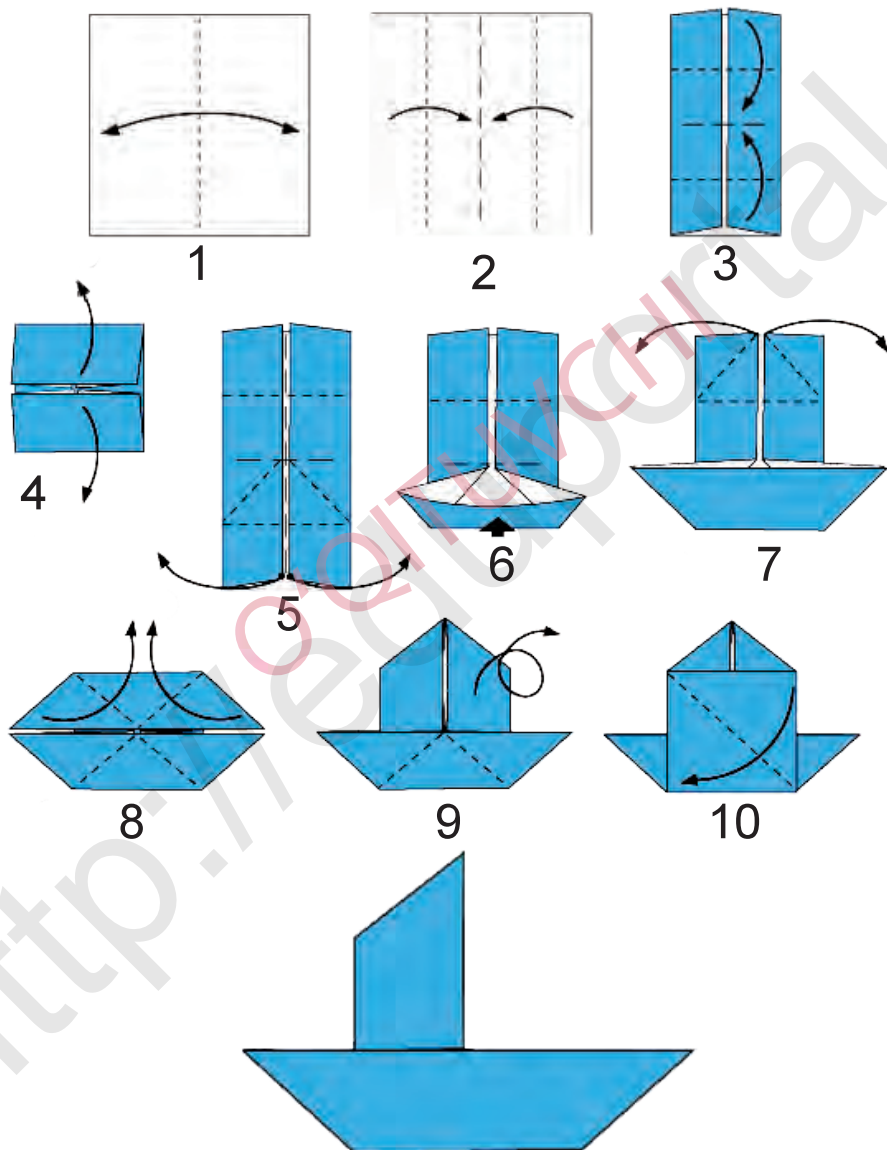
Qog'oz varag'idan nimalar hosil bo'l-di?

Topqirligingizni ishga solib, berilgan shakllardan biror ko'rinish yasab ko'ring. Quyidagilar nimaga o'xshaydi?





QAYIQCHA YASASH





14-dars. KITOB UCHUN XATCHO'P YASASH



1



2



3



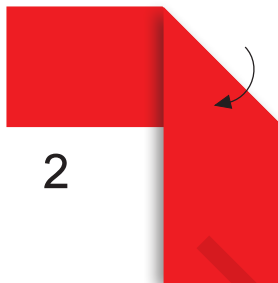
4




5



1




2



3



4



5



6



7


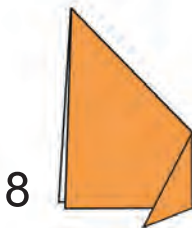
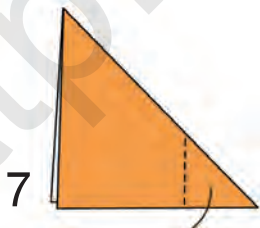
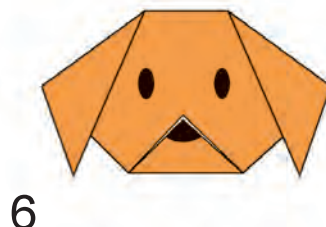
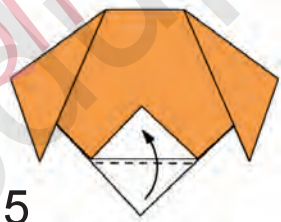
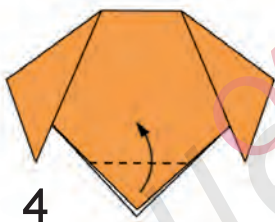
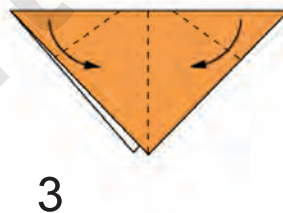
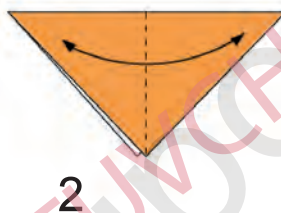
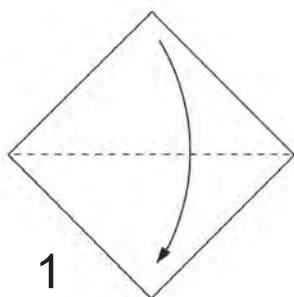


Xatcho'p nima maqsadda yasaladi?
U sizga nima uchun kerak bo'ladi?



15-dars. QOG'OZDAN KUCHUKCHA YASASH


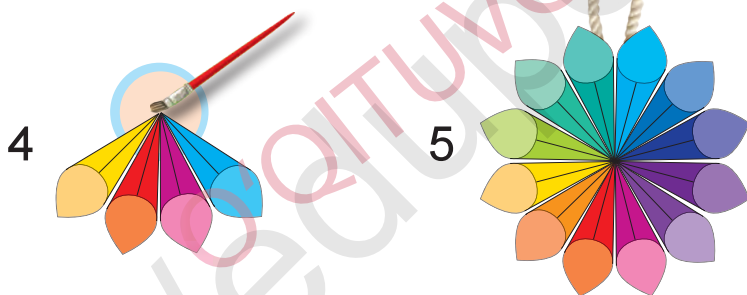
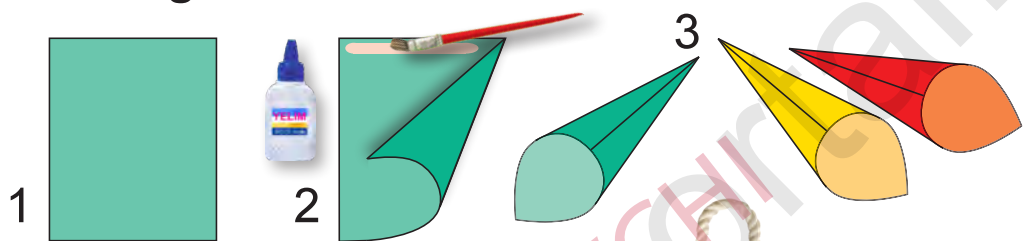
Qog'ozni buklash texnikasi asosida shakllar yasash san'atiga **origami** deyiladi.





YANGI YIL UCHUN O'YINCHOQLAR TAYYORLASH


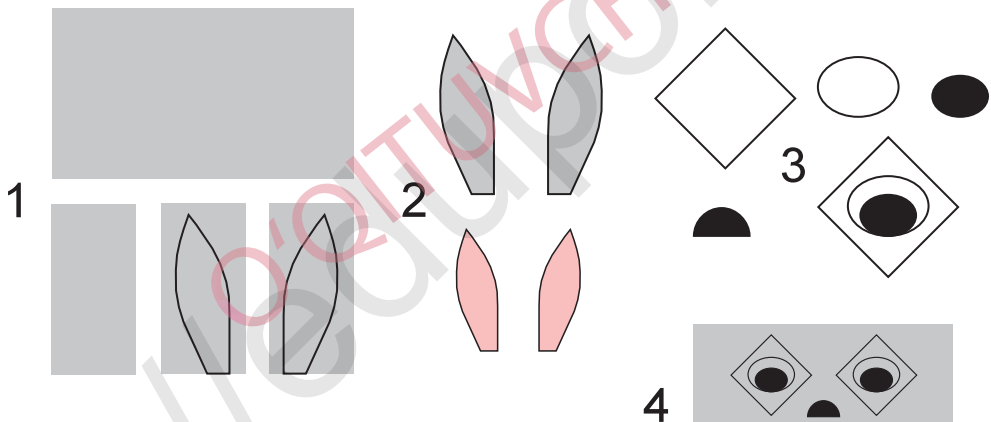
1-yanvardan Yangi yil boshlanadi. Bayram bezaklarini yasab, sinf xonangizni bezating.





16-dars. BAYRAMLAR UCHUN NIQOBLAR TAYYORLASH

Quyovon niqobini yasash





Ayiq niqobini yasash



Qog'ozni ikkiga buklab, andaza asosida ayiqning bosh qismini chizib oling.



Chiziq bo'ylab qirqing. Orasini oching, qalamda qoshlari va tumshug'ini chizing va bo'yang.





14-yanvar — „Vatan himoyachilari kuni“

Armiyamiz – bizning tinchligimiz posboni. Kuchli, matonatli harbiylarimiz yerda, suvda, havoda xizmat qiladilar.




Ularning xizmati qanday texnika bilan bogʻliq?




Oilangizda xizmat qilgan yoki xizmat qilayotganlar bormi? Ular uchun sovgʻalar tayyorlang.



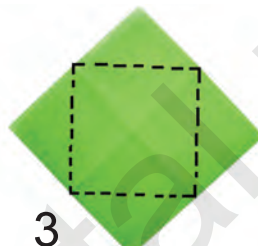
17 - dars. QOG‘OZDAN O‘YINCHOQLAR YASASH



1



2



3



4



5



6



7

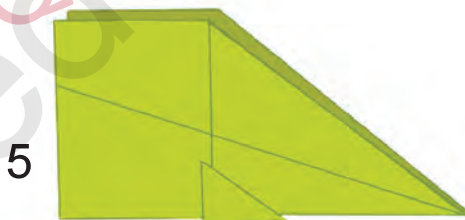
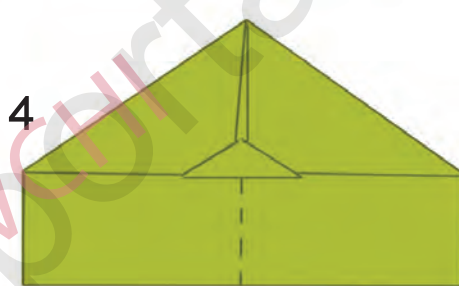
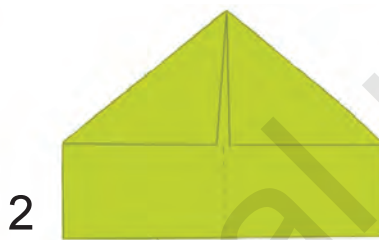


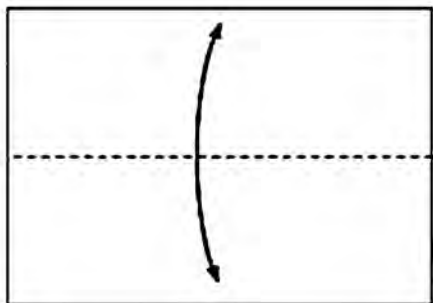
8

Yasagan kemachangizdan siz qanday foydalanmoqchisiz? Uni kimga sovg‘a qilish mumkin?

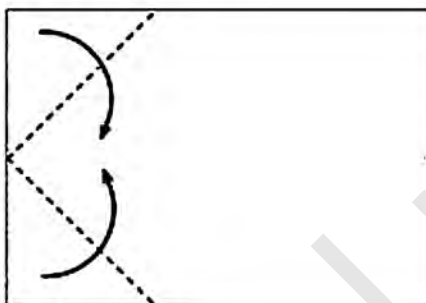


Uchuvchi planer yasash

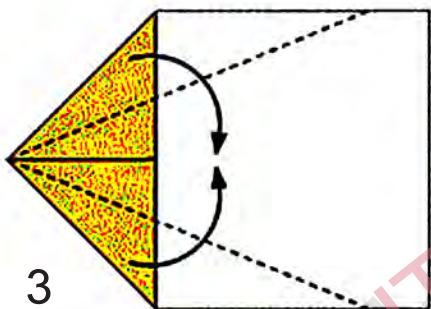




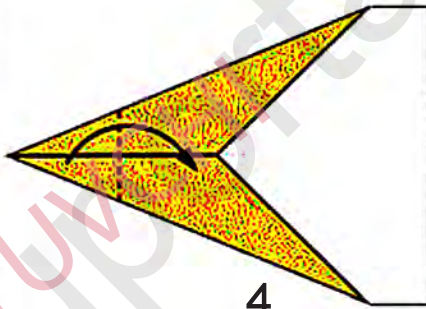
1



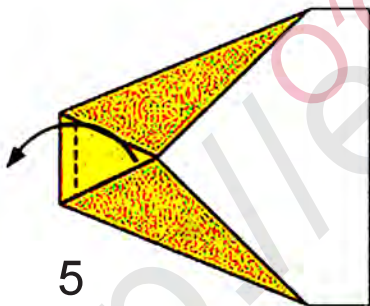
2



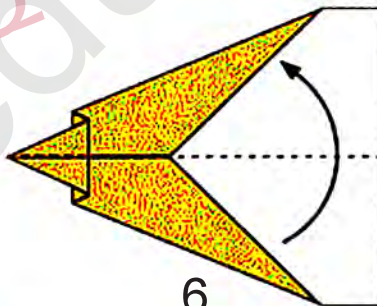
3



4



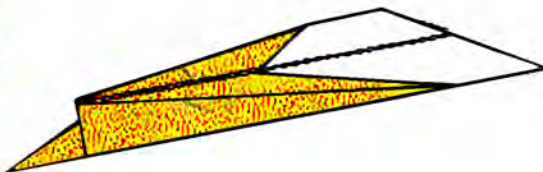
5



6


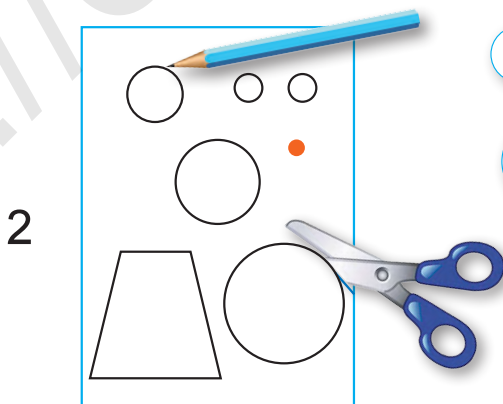





7






18-dars. QISH MANZARASINI APPLIKATSIYA USULIDA YASASH







3



4



5

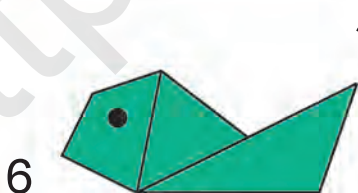
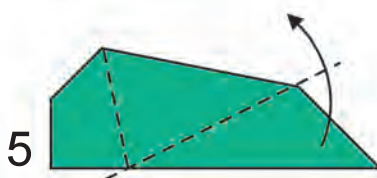
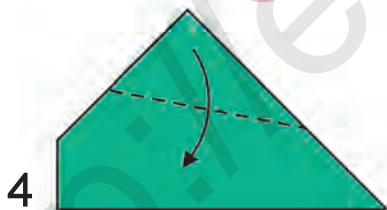
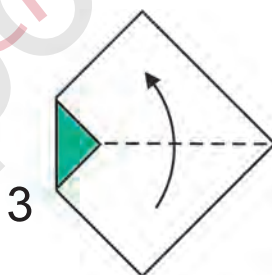
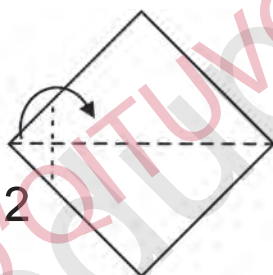
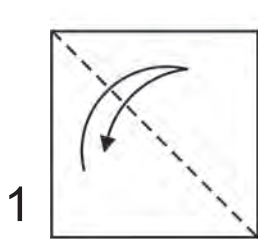



6






19 - dars. RANGLI QOG‘OZDAN JONIVORLAR SHAKLINI QURISH-YASASH





1



2



3

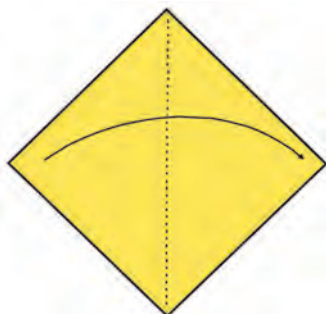


4

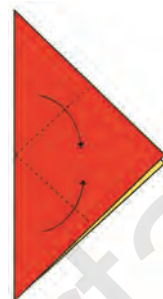




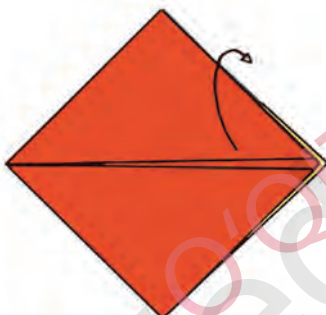
20-dars. QOG'OZDAN TULKI SHAKLINI QURISH-YASASH




1



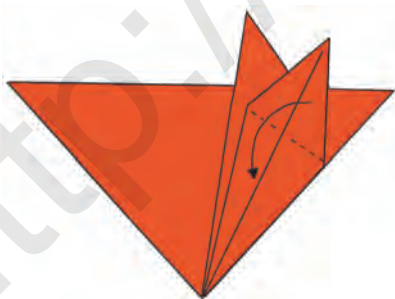
2



3



4

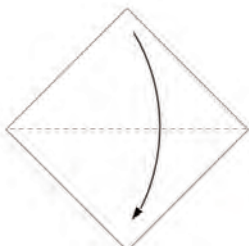


5

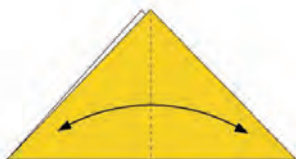




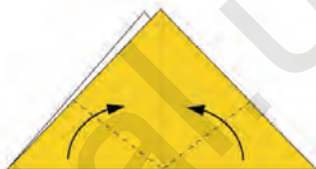
QOG'OZDAN MUSHUK SHAKLINI QURISH-YASASH



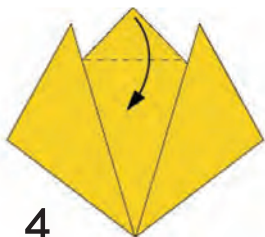
1



2



3



4



5



6



7



8



9



10





21 - dars. MOZAIKA HAQIDA TUSHUNCHA

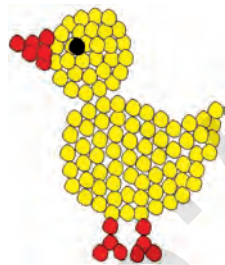


Mayda qog'oz bo'lakchalarini qanday tartibda yopishtirish mumkin?

Qushlar qanday tasvirlangan? Nimasi bilan o'xshash?




Mozaika — mayda bo'lakchalardan tuzilgan naqsh va rasmdir.





O'ylab ko'ring, mozaika yaratish uchun qanday qog'oz olish qulay bo'ladi? Yupqa qog'ozmi yoki qalin qog'ozmi? Qog'oz bo'lakchalarini qanday yopishtirish kerak ekan?



22-dars. MOZAIKA USULIDA SABZAVOTLAR SHAKLINI YASASH





Qog'oz salftkani mayda qilib qirqib, dumaloq shaklga keltiring va uni chizib olgan shaklingiz ustiga bir tekisda yo-pishtiring.





23- dars. DIZAYNERLIK KASBI

Dizayn — bu o‘ylash, chizish, loyiha-lash.

Dizayner — loyihalovchi rassomdir.

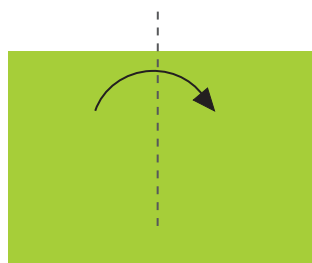
Dizaynerlik kasbi — sanoat estetikasi bo‘yicha mutaxassis rassom.

Dizaynerlik qiziqarli kasb. Bu kasbdagi insonlar har doim yangi buyumlarni o‘y-lab topadilar. Bular uy jihozlari, kiyimlar, texnik asboblari va juda ko‘p boshqa buyumlar bo‘lishi mumkin. Rasmda berilgan buyumlarning tuzilishi va bezatilishidagi farqlarni toping.







8- MART BAYRAMIGA TABRIKNOMA TAYYORLASH




1



2




3



4



5



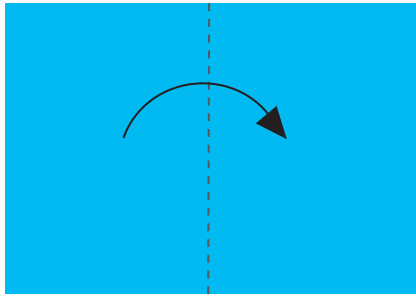
6



7




24- dars. NAVRO‘Z BAYRAMIGA TABRIKNOMA TAYYORLASH



1



2




3




4




5






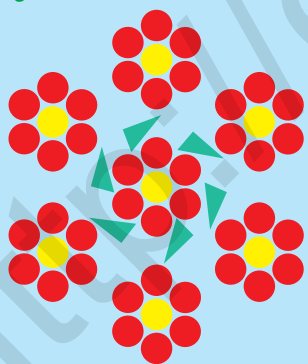
1



2



Bahor
bayrami bilan
tabriklaymiz!

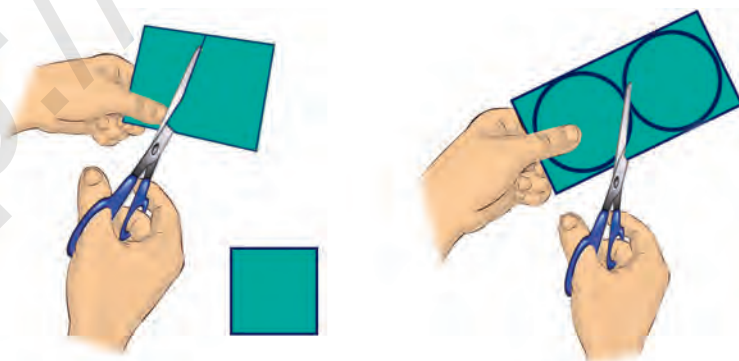
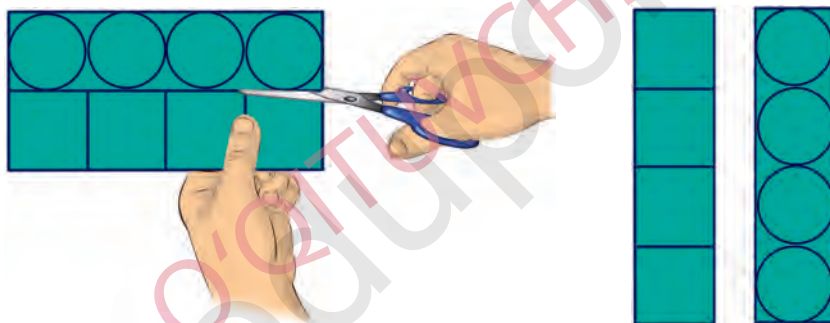


Navro'z
bayrami bilan
tabriklaymiz!





25- dars. GEOMETRIK SHAKLDAGI QOG‘OZLARNI QIRQISH USULLARI





26 - dars. GEOMETRIK SHAKLDAGI QOG'OZLARDAN HAYVONLAR SHAKLINI YASASH



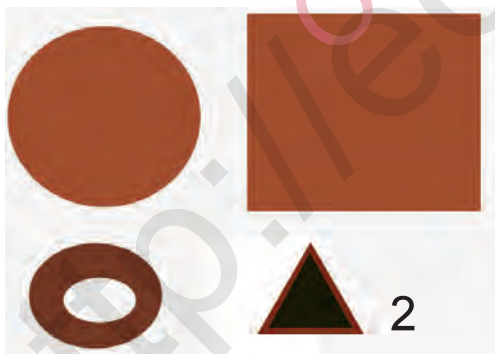
1



2



3



1



2



3





GEOMETRIK SHAKLDAGI QOG'OZLARDAN QUSHLAR SHAKLINI YASASH





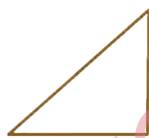

HAYVONLAR TASVIRINI KUZATING VA YASAB KO'RING

Rasmda qanday hayvonlar tasvirlangan? Ularni yasash uchun siz qanday shakldagi qog'ozlardan foydalanishingiz lozim?





27 - dars. GEOMETRIK SHAKLDAGI QOG'OZLARDAN MASHINA QURISH-YASASH



1

2

3

4



5



7



8



9



KUZATING VA YASAB KO'RING

Rasmda qanday mashinalar tasvirlangan? Ushbu rasmlarga qarab o'zingiz mashina shaklini mustaqil yasab ko'ring.





28-dars. MEVA VA SABZAVOTLARNI SIMMETRIK SHAKLLARDAN YASASH


Rasmga diqqat bilan qarang. Qog'oz ikkiga buklangandan so'ng qanday ish amalga oshiriladi?



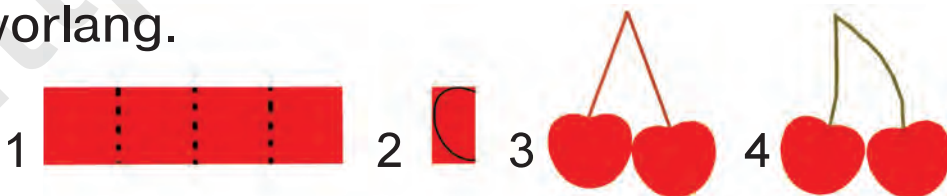
Olma shaklini qog'ozni ikkiga buklash yo'li bilan tayyorlang.




Uzunchoq qog'ozdan nok shaklini qir-
qing.




Qog'ozni buklab, olcha shaklini tay-
yorlang.





Tayyorlagan mevalaringizni likopchaga soling.





29-dars. QURUVCHILIK KASBI


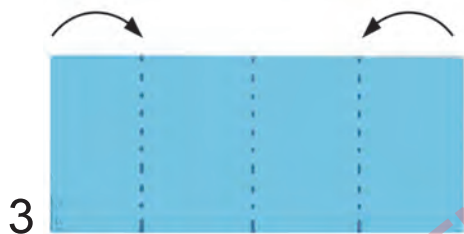
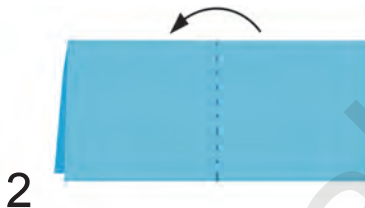
Ko'chaga chiqsangiz, uy, maktab, bog'cha va do'konlarni ko'rasiz. Bu binolarni qurishda g'isht teruvchi, suvoqchi, duradgor, bo'yoqchi va boshqa kasb egalari birgalikda mehnat qilishgan.



Ayting-chi, kim qanday ish bajarmoqda?
Ularning kasbi qanday nomlanadi?



UYCHA MAKETINI QURISH-YASASH





Yasashga harakat qilib ko'ring.



1



2



3



4



5



6



7



8



30-dars. QOG‘OZDAN „SAVATDAGI GULLAR“NI QURISH-YASASH



1



2



3



4



5



6



7



1



2



3



4



5



6



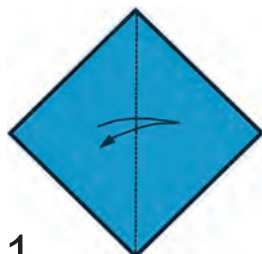
7



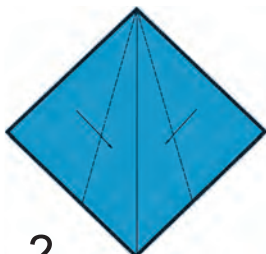
8



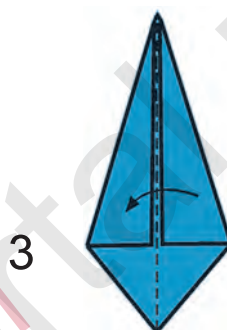
31-dars. QOG'OZDAN BUKLASH USULIDA HAYVONLAR, QUSHLAR SHAKLLARINI YASASH



1



2



3




4



5



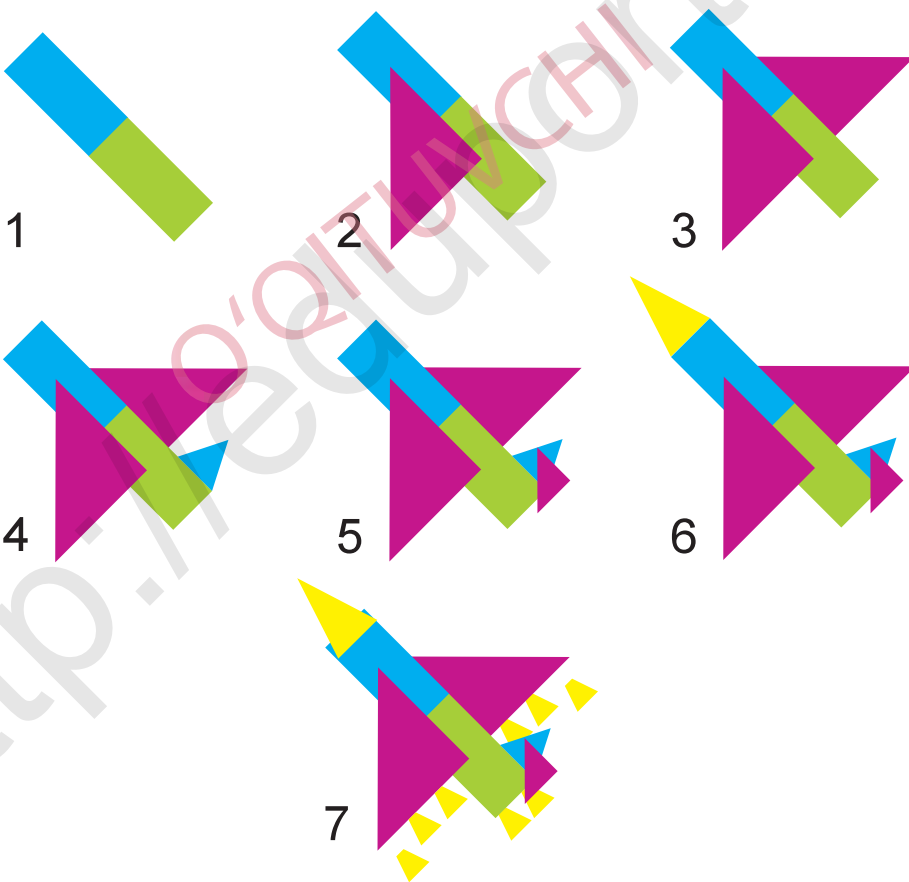

6




7



NAZORAT ISHI UCHUN NAMUNAVIY TOPSHIRIQLAR





1



2



3



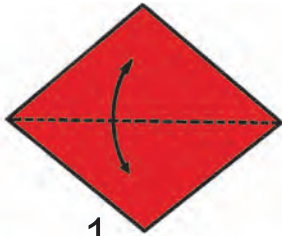
4



5



6



1



2



3



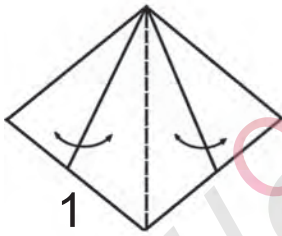
4



5



6



1




2



3



4



5





KASB USTALARI HIKOYA QILADILAR

ORNAMENT VA NAQSH

Ornament deb, arxitektura va amaliy san'at asarlaridagi asosiy elementlardan biriga aytiladi. U chiziqlar va ranglardan iborat bo'lib, bino va buyumlarning sathini bo'yash, chakichlash va o'yib ishlash yo'li bilan yaratiladi.

Naqsh esa har xil buyumlar, mebellar, uylarga o'yib va bo'yab solinadigan guldir. Uylar, har xil buyum va mebellarga o'yib ishlov beruvchi hamda rangli bo'yoqlar bilan bezatuvchi rassom **naqqosh** deyiladi.

O'zbekistonda naqqoshlik san'ati qadimdan rivojlanib kelmoqda. Muhtasham obidalar hozirgacha o'zining maftunkor jilvasini yo'qotmagan. Umuman, naqsh gul bezagi degan ma'noni anglatadi.



QOG'UZ

Maktabni qog'ozsiz tasavvur qilish juda qiyin. Daftar, kitob, sinf jurnali, kundalik daftar ham qog'ozdan tayyorlanadi. Qog'oz hayotimizda juda muhim rol o'ynaydi. Bir varaq qog'oz tayyorlash uchun qanchadan qancha inson mehnati talab etiladi. Qog'ozni birinchi bo'lib xitoyliklardan Tsay Lun baliqchilik to'ridan tayyorlab ko'rgan. Bu muhim ixtiro nafaqat Xitoy, balki butun insoniyat uchun katta ahamiyatga ega bo'ldi. O'zbekistonda Temuriylar hukmronligi davrida qog'oz ishlab chiqarishga alohida ahamiyat berilgan. Shu sababli ham Samarqand qog'ozlari O'rta asr Sharq xattotlari orasida g'oyat qadrlangan, muayyan qismi esa chet ellarga ham tarqalgan. Qog'oz ishlab chiqarish texnologiyasi ming yildan ortiq tarixga ega bo'lsa-da, u hanuzgacha rivojlanishda davom etmoqda.



QAYCHI

Arxeologlar tomonidan xarobalardan topilgan qaychi eng qadimiy qaychilardan bo'lib, uning yoshi 3–4 ming yillarga to'g'ri keladi. Bu qaychi avval odamning o'ziga xizmat qilish uchun emas, balki qo'yning yungini qirqish uchun ixtiro qilingan.

U o'zgarishsiz ikki ming yildan ko'proq vaqt davomida ishlatilib kelingan.

Shundan so'ng, taxminan 1000 yil ilgari, hunarmandlar ikkita pichoqni mix bilan birlashtirib va ularning bandini halqalarga aylantirib, qaychini qulayroq ko'rinishda ixtiro qilganlar. Keyinchalik, qaychining tuzilishini takomillashtirib borish natijasida u sartaroshlar va shifokorlarning ish vositalariga aylangan. Har bir usta o'zining qaychisini takomillashtirib borgan. Bu bilan maxsus qaychilar paydo bo'lgan. Masalan: bog'bon, sartarosh, tikuvchi, jarroh qaychilari va boshqalar.



APPLIKATSIYA

Applikatsiya lotin tilida „biriktirma“ degan ma’noni anglatadi. Bu qadimiy san’at turlaridan biridir. Applikatsiya qog‘oz, karton yoki mato qismlaridan, quritilgan gullar va barglardan yopishtirish orqali yaratiladi. Har bir xalqning applikatsiyasi shakli, rangi va o‘ziga xosligi bilan bir-biridan farq qiladi.



ORIGAMI

Origami „taxlash va buklash“ degan ma’noni bildiradi. Origami texnologiyasida qaychi ishlatilmaydi. Origami san’ati Yaponiyada qog‘oz ishlab chiqarish davridan boshlab rivojlanib kelgan. O‘rta asrlarda u yapon zodagonlari madaniyatining bir qismiga aylangan. Hozirgi kunda origami texnologiyasi bilan shug‘ullanish faqat Yaponiyada emas, balki butun dunyoda odamlarning sevimli hordiq chiqarish mashg‘ulotlariga aylangan.

MUNDARIJA

1-dars.	TEXNOLOGIYA FANI HAQIDA TUSHUNCHA.....	3
2-dars.	„OLTIN KUZ“ MANZARASINI YASASH	8
3-dars.	BARGLARDAN NAQSH KOMPOZITSIYASINI YARATISH.....	11
4-dars.	BARGLARDAN PARRANDA SHAKLINI YASASH	13
5-dars.	BARGLARDAN HAYVONLAR SHAKLINI YASASH	15
6-dars.	BARGLARDAN PARRANDALAR YASASH	17
7-dars.	TABIIY VA TURLI MATERIALLARDAN QUSHLAR YASASH	18
8-dars.	TABIIY VA TURLI MATERIALLARDAN KOMPOZITSIYA YARATISH	19
9-dars.	URUG‘LARNI YIG‘ISH VA SAQLASH	20
10-dars.	URUG‘LARDAN NAQSH YASASH	21
11-dars.	BALIQ SHAKLINI YASASH	23
12-dars.	MOYCHECHAK GULINI YASASH.....	24
13-dars.	QOG‘OZ VA UNING TURLARI	27

14-dars.	KITOB UCHUN XATCHO'P YASASH	32
15-dars.	QOG'OZDAN KUCHUKCHA YASASH	34
16-dars.	BAYRAMLAR UCHUN NIQOBLAR TAYYORLASH	36
17-dars.	QOG'OZDAN O'YINCHOQLAR YASASH ...	39
18-dars.	QISH MANZARASINI APPLIKATSIYA USULIDA YASASH	42
19-dars.	RANGLI QOG'OZDAN JONIVORLAR SHAKLINI QURISH-YASASH	45
20-dars.	QOG'OZDAN TULKI SHAKLINI QURISH-YASASH	47
21-dars.	MOZAIKA HAQIDA TUSHUNCHA.....	49
22-dars.	MOZAIKA USULIDA SABZAVOTLAR SHAKLINI YASASH	50
23-dars.	DIZAYNERLIK KASBI	52
24-dars.	NAVRO'Z BAYRAMIGA TABRIKNOMA TAYYORLASH	54
25-dars.	GEOMETRIK SHAKLDAGI QOG'OZ- LARNI QIRQISH USULLARI	56
26-dars.	GEOMETRIK SHAKLDAGI QOG'OZLAR- DAN HAYVONLAR SHAKLINI YASASH ..	57

27- dars.	GEOMETRIK SHAKLDAGI QOG‘OZLAR-DAN MASHINA QURISH-YASASH	60
28 - dars.	MEVA VA SABZAVOTLARNI SIMMETRIK SHAKLLARDAN YASASH	62
29 - dars.	QURUVCHILIK KASBI	64
30 - dars.	QOG‘OZDAN „SAVATDAGI GULLAR“NI QURISH-YASASH	67
31- dars.	QOG‘OZDAN BUKLASH USULIDA HAYVONLAR, QUSHLAR SHAKLLARINI YASASH	69
	NAZORAT ISHI UCHUN NAMUNAVIY TOPSHIRIQLAR	70
	KASB USTALARI HIKOYA QILADILAR	73

74.200.52
M - 24

Mannopova I.

Texnologiya: 1-sinf uchun darslik / I. Mannopova,
R. Mavlonova, N. Ibragimova. – Toshkent: «O'qituvchi»
NMIU, 2019. – 80 bet.

ISBN 978-9943-22-341-7

UO'K: 373.3.016:331(075.2)
KBK 74.200.52

Ilgizar Ahmadovna Mannopova
Rahima Abdurazzoqovna Mavlonova
Nazokat Ravshanxonovna Ibragimova

TEXNOLOGIYA

Ta'lim o'zbek tilida olib boriladigan maktablarning
1-sinfi uchun darslik

Qayta ishlangan va to'ldirilgan
beshinchi nashri

„O'qituvchi“ nashriyot-matbaa ijodiy uyi
Toshkent – 2019

Muharrir *Normat G'oirov*
Badiiy muharrir va rassom *Shohrux Toshturdiyev*
Dizayner *Oleg Sava*
Texnik muharrir *Nazokat Niyozmuhamedova*
Musahhih *Nigora Sattorova*
Kompyuterda sahifalovchi *Muslima Mirpo'latova*

Nashriyot litsenziyasi AI № 012. 20.07.2018.

Original-maketdan bosishga ruxsat etildi 17.01.2019. Bichimi 70x90 ¹/₁₆.

Kegli 18 shponli. Ofset bosma usulida bosildi. Ofset qog'ozi.

Shartli b. t. 5,85. Hisob-nashriyot t. 5,0.

Adadi 533 762 nusxa. Buyurtma №

O'zbekiston Matbuot va axborot agentligining
«O'qituvchi» nashriyot-matbaa ijodiy uyi.
Toshkent–206, Yangishahar ko'chasi, 1-uy.
Shartnoma № 230-18