

D. URALOVA

INGLIZ TILI



**O'ZBEKISTON RESPUBLIKASI OLIY VA O'RTA
MAXSUS TA'LIM VAZIRLIGI**

GULISTON DAVLAT UNIVERSITETI

Ingliz tilidan

O'QUV – USLUBIY MAJMUA

Guliston–2011

Uralova D. "Ingliz tili" fanidan o'quv-metodik majmua. – Guliston, 2010. -106 b.

O'quv-metodik majmua universitetning 1–bosqich barcha ta'lim yo'nalishlari talabalari uchun mo'ljallangan bo'lib, unda "Ingliz tili" fani predmeti, o'qitishning maqsad va vazifalariga doir ma'lumotlar keltirilgan.

O'quv-metodik qo'llanma 7 ta moduldan iborat bo'lib, har bir modul grammatik va leksik materiallarni o'z ichiga oladi. Yozma va og'zaki nutqni o'stirish uchun alohida mavzular berilgan. Har bir mavzu boshida fanni o'qitish texnologiyasi, mavzu oxirida esa mustaqil ish topshiriqlari keltirilgan.

O'quv – metodik majmua Oliy va o'rta maxsus ta'lim vazirligi qoshidagi Oliy va o'rta maxsus, kasb-hunar ta'limi o'quv-metodik birlashmalar faoliyatini Muvofiqlashtiruvchi Kengashi tomonidan (10 oktyabr 2007 yil, 1-bayonnoma) nashrga tavsiya qilingan.

Mas'ul muharrir: filologiya fanlari nomzodi, dotsent O. Mamajonov

Taqrizchilar: filologiya fanlari nomzodi, dotsent X. Tojiev,

katta o'qituvchi D.Bo'taeva

Уралова Д. Учебно-методический комплекс по курсу «Английского языка». – Гулистан, 2011. – 106 с.

В учебно-методическом комплексе приведены материалы о предмете, цели и задачи учебного курса английского языка.

Учебно-методический комплекс состоит из 7 модулей, каждый из них включает грамматические и лексические материалы, в нем основное внимание направлено на развитие письменной и устной речи студентов.

Учебно-методический комплекс предназначен для студентов, аспирантов и для тех, кто заинтересован в изучение английского языка.

Uralova D. Training aid on the course of English language. - Gulistan, 2010. - 106 p.

In the Training aid on the course of English language worked out materials about the subject, the purposes and the problems of a training course of English language

The Training aid consists of 7 modules, each of them includes grammatical and lexical materials, in it the basic attention is directed to the development of written and oral speech of students.

The Training aid is intended for students, post-graduate students and for those who is interested in studying of English language.

Mundarija

Uqtirish xati.....	5
Modul - 1.....	6
Modul - 2.....	18
Modul - 3.....	34
Modul - 4.....	45
Modul - 5.....	56
Modul - 6.....	68
Modul - 7.....	81
Modul- 8.....	88
O'z -o'zini tekshirish uchun savollar	93
Mutolaa uchun qo'shimcha matnlar.....	97
Adabiyotlar ro'yxati.....	105

UQTIRISH XATI

O'zbekiston Respublikasining "Ta'lim to'g'risida"gi hamda "Kadrlar tayyorlash milliy dasturi to'g'risida"gi Qonunlari barkamol avlod tarbiyasida muhim rol o'ynamoqda. Raqobatbardosh, yuksak ma'naviy va axloqiy talablarga javob beruvchi fozil insonlarni tarbiyalash va tayyorlash vazifalari qonunlarda belgilangandir. Uning har bir bosqichi aniq vazifalarni bajarishga yo'naltirilganligi bilan ajralib turadi.

Mazkur o'quv-uslubiy qo'llanma namunaviy dastur sifatida oliy o'quv yurtlari ilmiy-uslubiy birlashmalar faoliyatini Muvofiqlashtiruvchi Kengash Prezidiumining 2004 yil 15 fevraldagi 33-sonli majlis qarori bilan tavsiya etilgan hamda ("Xorijiy tillar" fanlaridan namunaviy dastur (nofilologik bakalavr yo'nalishi uchun) Toshkent, 2004) namunaviy o'quv dasturi va o'quv rejasiga muvofiq ishlab chiqildi. O'z navbatida, O'zbekiston Respublikasi Prezidenti Islom Karimovning ma'ruzalarida bildirilgan fikrlar, OO'MTVning "Ta'lim muassasalari bitiruvchilarining ingliz tilini bilishlari ... bo'yicha kompleks chora-tadbirlar dasturi" ijrosini ta'minlash to'g'risida"gi 19.01.2011 №21-sonli buyrug'ida qabul qilingan qarorlar asos qilib olindi.

Mutaxassislarning xorijiy hamkasblar bilan muloqotga kirishishlari mumkinligini e'tiborga olib, ularga tanlangan mutaxassisliklari doirasida xorijiy tillar bo'yicha etarli bilim va ko'nikmalar hosil qilish, ingliz tilini o'rganish jarayonida mamlakatimiz va tili o'rganilayotgan mamlakatning geografiyasi, tarixi, adabiyoti va boshqalari haqidagi ma'lumotlarni taqqoslab o'rganishlari nazarda tutiladi.

Shuningdek, bo'lajak mutaxassislarni chet tillarini o'zlarining kelajak kasbiy faoliyatida og'zaki va yozma muloqot sifatida foydalana olishi, ularni maxsus mavzular bo'yicha xorijiy tilda muloqotga kirishishga o'rgatish e'tiborga olinadi.

Grammatik va leksik materialni tushuntirish hamda mustahkamlash uchun har xil turdagi topshiriqlardan foydalaniladi. Shuningdek, har bir dars guruh bo'lib, yakka tartibda yoki ikkitadan bo'lib ishlash, mustaqil ishlarni tekshirish, texnik vositalardan keng foydalanishni nazarda tutadi.

O'quv-uslubiy qo'llanma 7 ta modulni o'z ichiga oladi. Har bir modul tematik davrdan iborat, ularga leksik-grammatik savollar turkumi, og'zaki nutqni o'stirish uchun esa alohida mavzular berilgan bo'lib, topshiriqlar grammatik va leksik materiallarni mustahkamlash hamda og'zaki nutqni o'stirish uchun muhim omil hisoblanadi.

Manzilimiz: 707012. Guliston shahri, IV mavze, Universitet, "Chet tili" (fakultetlararo) kafedراسi.

**Fanning mazmuni:
Amaliy mashg'ulotlar mavzulari**

№	Amaliy mashg'ulotlar mavzulari	Ko'riladigan masalalar	Vaqt
1.	Text: About Myself. Grammar: Pronouns	1) "About Myself" matni ustida ishlash; 2) Yangi so'z va iboralardan foydalanib gaplar tuzing.	2 s
2.	Grammar: 1.To be fe`lining HOZda ishlatilishi. Text: We Learn Foreign Languages.	1) To be fe`lining hozirgi zmonda ishlatilishi va ularning gaplarda ishlatilishi. 2) We Learn Foreign Languages matnini tarjima qilish.	4 s
3.	Text: 1.We Learn Foreign Languages. (<i>Continued</i>) Grammar: 2.Hozirgi zamon oddiy fe'li 3-shaxs birlik shaklini yasashi.	1) We Learn Foreign Languages. (<i>Continued</i>) 2) 1. Hozirgi zamon oddiy fe'li 3-shaxs birlik shaklini yasashi 3) Ega va uning aniqlovchisiga savollar. 4) Holat va daraja ravishlarining gapdagi o'rni.	4 s
4.	Text: 1.To have fe`lining hozirgi noaniq zamonda tuslanishi. 2. The working Day of an engineer.	1). The Present Indefinite Tense da to have fe`lining tuslanishi 2). The working Day of an engineer matni ustida ishlash.	4 s
5.	Text: Seasons	1) Seasons matni ustida ishlash. 2) Yangi so`z va iboralar ishtirokida gaplar tuzish.	4 s
6.	Grammar: to have fe`li (have got, has got) Text: The working day of an engineer	1) The working day of an engineer matni ustida ishlash. 2) Yangi so`zlar ishtirokida gaplar tuzish. 3) to have fe`li (have got, has got) haqida ma`lumot berish.	4 s
7.	Grammar: The Past Indefinite Tense Text: My Day Off.	1) The Past Indefinite Tense ishlatilishini tushintirish. 2) My Day Off matnini tarjima qilish va mazmunini gapirib berish.	4 s
8.	Text: My friend is a children`s doctor now.	1) My friend is a children`s doctor now matni haqida tushuncha berish.	2 s

9	Text: 1.Tashkent Grammar: 2. Some, any, no gumon olmoshlari.	1) Tashkent matni ustida ishlash. 2) Some, any, no gumon olmoshlarini haqida ma'lumot berish. 3) Tayanch tushuncha va iboralar asosida hikoya tuzish.	4 s
10	Text:1.My friend`s family Grammar: 2. Much, many, little, few miqdor va daraja ravishlari	1) My friend`s family matni ustida ishlash. 2) Much, many, little, few miqdor va daraja ravishlarini ishlatilishini tushintirish.	4 s
11	Grammar: 1.Prepositions of place. Text: 2. My sister`s flat	1) O`rin joy predloglari haqida ma`lumot berish. 2) My sister`s flat matni haqida tushincha berish.	4 s
12	Grammar: 1.Can modal fe`li va to be able to oboroti Text: 2.The State Flag of the Republic of Uzbekistan	1) Can modal fe`li va to be able to oboroti haqida ma`lumot berish va gaplarda ishlatilishini tushuntirish 2) The Flag Emblem of the Republic of Uzbekistan haqida tushincha berish	4 s
13	Grammar: 1. Participle II Text: 2.The State Emblem of the Republic of Uzbekistan	1) Participle II haqida tushincha berish 2) The State Emblem of the Republic of Uzbekistan haqida tushincha berish	4 s
14	Text: 1. At the library Grammar: 2. The Future Indefinite Tense	1) At the library matnini tayanch so`z va iboralar ishtirokida gapirib berish. 2) The Future Indefinite Tense ni ishlatilishini tushintirish.	4 s
15	Grammar: There is, there are konstrusiyasi. Text: 2. My last week-end.	1) There is, there are konstrusiyasi haqida ma`lumot berish va gaplarda ishlatilishini tushuntirish. 2) My last week-end matnini tarjima qilish va gapirib berish.	4 s
16	Text: 1. Telephone cionversation Grammar: Bo`lishsiz so`roq gaplar.	1) Telephone cionversation matn bilan tanishtirish. 2) Bo`lishsiz so`roq gaplar haqida ma`lumot berish.	4 s
17	Grammar: 1. Aniqlovchi ergash gaplar. Text: 2. A letter to a friend	1) Aniqlovchi ergash gaplar haqida ma`lumot berish 2) A letter to a friend matni yordamida o`z do`stiga hat yozishni o`rgatish	4 s

**“INGLIZ TILI” FANIDAN REYTING ISHLANMASI VA
BAHOLASH MEZONI**

1.1. Reyting ishlanmasi

№	Nazorat turlari	Nazorat soni	Ajratilgan ball	Jami
JB	Atamashunoslik	3	3	9
	Uy vazifasi (Mashqlar)	3	3	9
	Mavzu (Topik)	4	2	8
	Mustaqil ish	2	12	24
			50	
OB	Yozma ish	1	20	20
			20	
YaB	Yozma	1	30	30
			100	

1.2. Baholash mezoni

55-70 q "3"

Saralash ball: 39

71-85 q "4"

Maksimal ball: 100

86-100 q "5"

1.2. Baholash mezoni

2.1. Berilgan soʻz va birikmalarning yozilishi, tarjimasini, ularni ogʻzaki hamda yozma nutqda qoʻllay olishiga-3 ball;

-soʻz va birikmalarni ogʻzaki hamda yozma nutqda qoʻllab, yozilishi va tarjimasida imlo va uslubiy xatolarga yoʻl qoʻyilsa-2 ball;

-soʻz va birikmalarning talaffuz qilinishi, tarjimasini va yozilishi, ogʻzaki va yozma nutqda qoʻllashda kamchiliklarga yoʻl qoʻyilsa-1 ball bilan baholanadi.

2.2. Uygʻ berilgan mashqlarni imlo xatolarsiz, grammatik qoidalarga rioya qilgan holda bajarsa, amalga oshirilgan ishlarni tushuntira olsa, ular mukammal ijro etilgan boʻlsa-3 ball;

-mashqlarni bajarishda juzʻiy kamchiliklarga yoʻl qoʻyilib, grammatik manbalarni tushuntirishda ikkilanishlar sodir boʻlsa, yaʻni oʻzining fikrida sobit turmasa-2 ball;

-mashqlarni yozishda eʻtiborsizlik qilib, imloviy va uslubiy xatolarga yoʻl qoʻyib, yozganlarini tushuntirishda kamchiliklarga yoʻl qoʻyilsa-1 ball qoʻyiladi.

2.3. Berilgan matnlarni ravon, tutilmasdan, ifodali aytib, tayanch soʻz va birikmalarning barchasini qoʻllab, savollarga ijobiy javob bersa-2 ball;

-matnlarni soʻzlashda juzʻiy kamchiliklarga yoʻl qoʻyilsa, yangi soʻz va soʻz birikmalarining maʻlum qisminigina ishlata olmasa-1 ball;

-matnlarni gapirishda qoʻpol xatolarga yoʻl qoʻyib, tayanch soʻz va iboralarning yarmidan koʻp qismini nutqda qoʻllamas hamda talaffuzda xatolar qilsa-0,5 ball qoʻyiladi.

2.4. TMlari uchun tanlangan qoʻshimcha adabiyot, EOʻA, Internet tarmogʻi, davriy matbuot va boshqa axborot manbalarining murakkablik darajasi, ular asosida amalga oshirilgan ishlar (Berilgan matnning rejasini tuzish, tayanch soʻz va gaplarni koʻchirib yozish, matnning ayrim qismlarini hikoya qilish, ifodali oʻqish, tarjima qilish, oʻqilganlar yuzasidan suhbat oʻtkazishga tayyor boʻlish va b.q.), mashqlar bajarish, suhbat yoki munozara tashkil qilsa-3 ball dan 4 ballgacha;

-yuqorida qayd etilganlarning barchasini toʻliq bajarib, ularni ogʻzaki nutqda bayon qilishda kamchiliklarga yoʻl qoʻyib, imloviy va uslubiy xatolarga yoʻl qoʻyilsa-2 ball dan 3 ballgacha;

-TMlari uchun berilgan topshiriqlarni yozma bajarib, ogʻzaki nutqda oʻz fikrini bayon qilishda qiynalsa yoki javob bera olmasa-0,5 ball dan 1 ballgacha qoʻyiladi.

2.5. O'tilganlar asosida yozma ish uchun berilgan test topshiriqlari, grammatik materiallar, xorijiy yoki ona tillariga tarjima uchun so'z birikma yoki gaplar, matnlar tarjimalari mukammal bajarilib, kamchiliklarsiz amalga oshirilsa-15 balldan 20 ballgacha;

-yozma ish uchun berilgan topshiriqlar bajarilib, imloviy hamda uslubiy xatolarga yo'l qo'yilsa-10 balldan 15 ballgacha;

-topshiriqlarning yarmisi bajarilib, g'aliz jumlar hamda xatolar etarlicha bo'lsa-5 balldan 10 ballgacha qo'yiladi.

2.6. Yakuniy baholashning yozma ishi 3 ta topshiriqdan iborat bo'lib, har biri uchun 10 balldan ajratilgan. Agar talaba uchala topshiriqqa mukammal javob yozgan bo'lsa-25 balldan 30 ballgacha;

-uchala berilgan topshiriqqa talaba to'liq javob berib, unda imloviy, uslubiy xatolar mavjud bo'lib, vazifalar to'liq yoritilgan bo'lsa-16 balldan 24 ballgacha;

-berilgan topshiriqlarning 50%i bajarilib, kamchiliklar etarli darajada bo'lsa, bunday nazorat ishlariga 9 balldan 15 ballgacha qo'yiladi va talabaning fanni past darajada o'zlashtirganligi qayd etiladi.

Modul - I

Lesson 1.

1. Pronouns. Personal and Possessive Pronouns

2. "About Myself"

Ajratilgan vaqt – 2 soat

Dars maqsadi: Personal and Possessive Pronounslarni qo'llash qoidalarini tushuntirish, ularning gapdagi vazifasini ko'rsatish va matn haqida talabalarda tushuncha hosil qilish.

Pronouns. Personal and Possessive Pronouns mavzusidagi amaliy mashg'ulotning texnologik haritasi.

Bosqich	Bajariladigan ish mazmuni	Amalga oshiruvchi shahs, vaqt
1- bosqich	Dars maqsadi: Pronouns. Personal and Possessive Pronounslarning qo'llanilishi o'rganish. 1.1 Identiv maqsadlar: Kishilik va Egalik olmoshlarini gaplarda to'g'ri qo'llay oladi. 1.2. Kishilik va Egalik olmoshlari ishtirokida gaplar tuza oladi.	O'qituvchi
2- bosqich	Asosiy tushunchalar: I, he she, it, you, we, they,our, your,his,her, its,their. Dars shakli: Guruh va mikroguruhlarda ishlash. Vositalar: Tarqatma materiallar, rasmlar, komputer, kitob. Metod va usullar: tushuntirish, amaliy mashq, kitob bilan ishlash, tinglab tushunish.	O'qituvchi- talaba 15 minut
3- bosqich	Guruhda ishlash: a) Matn o'qib tarjima qilinadi. b) Matndagi yangi so'zlar yordamida mustaqil gaplar tuziladi. c) Grammatik mashqlar bajariladi.	Talaba- o'qituvchi

	d) Rasmlarda keltirilgan is harakatlardan . there is (there are) oboroti HZO va O'ZOni qo'llab gap tuziladi.	40-minut
4- bosqich	Mustahkamlash va baholash uchun savollar: 1. Xonangizdagi jixozlarni nomini ayting 2. Do'stingizni xonadoni haqida haqida nima deya olasiz? 3. Grammatik mashqlarni yeching va nuqtalar urniga quyidagi suzlarni qo'ying. 4. Test savollarini yeching. 5. Mikroguruhlar ishi baholanadi.	O'qituvchi- talaba 15-minut
5- bosqich	Umumiy yakuniy hulosalar chiqarish: Dars davomida o'qituvchi o'z oldiga qo'ygan maqsadiga erishdi. Dars noananviy tarzda o'tdi. O'qituvchi talabalarga mustaqil topshiriqlar topshirdi.	O'qituvchi 10-minut

Identiv o`quv maqsadlari:

- 1.1 Tayanch so`z va iboralarni nutqda qo'llay oladi.
- 1.2 Matn bo'yicha ingliz tilida o'z fikrini bildira oladi.
- 1.3 Matnda mavju so`z va so`z birikmalarini to`g`ri talaffuz qila oladi
- 1.4 Yangi so`zlar ishtirokida mustaqil gaplar tuza oladi
- 1.5. Kishilik va Egalik olmoshlarini gaplarda qo'llay oladi.

Kerakli jihozlar: Tarqatma materiallar, rasmlar, komputer, kitob, izohli luq`at.

Ishni bajarish tartibi:

1. Kishilik olmoshlari kelishik(The category of case),son (The category of number), va rod (The category of gender) kategoriyalariga egaligini tushuntirish va o`rganish.“
2. Kelishik kategoriyasi bosh va ob`ektiv kelishiklarininig o`zaro nisbati vositasida ifodalab, ular ishtirokida gaplar tuzish.
3. Egalik olmoshlari gapda otni aniqlab, doimo undan oldin kelishini tushuntirish.
4. Ingliz tilida sening egalik olmoshi yo`q, uning o`rnida “sizning” egalik olmoshi ishlatilishini tushuntirib, ular ishtuirokida gaplar tuzish.
5. " About Myself " matnini ravon o`qiy olish.
6. Matnga oid yangi so`zlarni organish.
7. Matnni tarjima qila olish va uni so`zlab berish.
8. Yangi so`zlarni yozilishini bilish.
9. Matnga berilgan savollarga javob topa olish.
- 10.Yangi so`zlar yordamida jumla va gaplar tuzish.

Kishilik olmoshlari

Ingliz tilidagi kishilik olmoshlarida ikkita kelishik bor: bosh va ob'ekt kelishigi. Kishilik olmoshlari bosh kelishikda ega, ob'ekt kelishikda esa to'ldiruvchi bo'lib keladi **I** (ega) **like him** (to'ldiruvchi).

Kishilik olmoshlarini esda tuting:

Son	Shaxs	Kishilik olmoshlari	
		Bosh kelishik	Ob'ekt kelishik
Birlik	1.	I — men	me — menga, meni
	3.	he, she, it — u	him, her, it, — unga, uni
Ko'plik	1.	we — biz	us — bizga, bizni
	2.	you — siz	you — sizga, sizni
	3.	they — ular	them — ularga, ularni

Egalik olmoshlari

Egalik olmoshlari ikki xil shaklga ega: oddiy shakli otdan avval kelib aniqlovchi vazifasini bajaradi (**my book**)— mening kitobim) va egalik olmoshining mustaqil shakli ot o'rnida ishlatiladi;

My room is large

Mening xonam katta.

Yours is larger

Sizniki (xonangiz) kattroq.

Egalik olmoshlari	
Oddiy shakli	Mustaqil shakli
my — mening	mine — meniki, o'zirniki
his	his
her uning	hers uniki, o'ziniki
its	its
Our — bizning	ours — bizniki, o'zirniki
your — sizning	yours — sizniki.
their — ularning	theirs — ularniki

Kerakli adabiyotlar:

1. N. A. Bonk, "Ingliz tili darsligi". Namangan, 1998.
2. Raymond Murphy . "Essential English Grammar ". Tashkent, 1998.
3. SH. Abdullaev "English in Topics" Toshkent, 2006
4. M. G`apporov " Ingliz tili grammatikasi" Toshkent, 2008

Mustaqil ish topshiriqlari:

1-topshiriq.

- 1.1 . Yangi so`z va iboralarning tarjimasini toping va ularni esda saqlang.
- 1.1. Matni o`qing va uni tarjima qilib, gapirib berishga harakat qiling.
- 1.1. O`zingiz va sevimli mashg`ulotingiz haqida gapirib bering.
- 1.2. Tayanch so`zlarning tarjimasini va yozilishini o`rganing.

2-topshiriq.

- 1.3. "About Myself" matnini qisqacha gapirib bering.
- 1.4. Tayanch so`zlar yordamida gaplar tuzing.
- 1.5. 13-14-sahifalardagi 2,-3,-4,-5-mashqlarni bajaring.
- 1.6. Matni o`zbek tiliga tarjima qiling.

About Myself

I am Karim Olimov. I am Uzbek. I was born in 19... in Tashkent. I can speak Uzbek, Russian and English. I am neither short nor tall. My hair is short and black. I usually wear a dark suit in winter and light shirts in summer. I like to wear clothes made of cotton wool. I enjoy playing sports. I like to swim and to play chess and football.

At school I study hard. My favourite subjects are literature, mathematics, geography and history. But most of all I like English. I want to become a student of the Tashkent National Economic Institute.

I have a large family. It consists of my parents, two sisters, three brothers and me. I always help my parents about the house. I have a lot of friends. They all are very nice.

Lesson 2.

1. To be fe`lining “The Present Indefinite Tense” da ishlatilishi.
2. “We learn foreign languages”

Ajratilgan vaqt – 4 soat

Dars maqsadi:

To be fe`lining Past, Future, Present Indefinite Tense larda qo`llash qoidalarini tushuntirish, ularning gapdagi vazifasini ko`rsatish va matn haqida talabalarda tushuncha hosil qilish.

“We learn foreign languages”

To be fe`lining “The Present Indefinite Tense” da ishlatilishi.

мавзусидаги амалий машғулотнинг
технологик харитаси

Bosqich	Bajariladigan ish mazmuni	Amalga oshiruvchi shahs, vaqt
1- bosqich	Dars maqsadi: We Learn Foreign Languages matnini o`qib tarjima qilish. Identiv maqsadlar: 1. We Learn Foreign Languages matni haqida tushuncha bera oladi. 2. We Learn Foreign Languages matnini yoddan ayta oladi. 3. Matnda berilgan yangi so`zlarni og`zaki nutqda qo`llay oladi.	O`qituvchi
2- bosqich	Asosiy tushunchalar: First, often, to learn, not often, to study, seldom, foreign, always, language, in class Dars shakli: Guruh va mikroguruhlarda ishlash. Vositalar: Tarqatma materiallar, rasmlar, komputer, kitob. Metod va usullar: tushuntirish, amaliy mashq, kitob bilan ishlash, tinglab tushunish.	O`qituvchi-talaba 15 minut
3- bosqich	Guruhda ishlash: 1 Matn o`qib tarjima qilinadi. 2 Matndagi yangi so`zlar yordamida mustaqil gaplar tuziladi.	Talaba

	<p>3 Grammatik mashqlar bajariladi.</p> <p>4 Noaniq zamon ravishlarini qo'llab gap tuziladi.</p>	<p>O'qituvchi</p> <p>40 minut</p>
4- bosqich	<p>Mustahkamlash va baholash uchun savollar:</p> <p>1 Siz qanday horijiy tillarni bilasiz?</p> <p>2 Tili o'rganilayotgan mamlakat haqida qanday ma'lumotga egasiz?</p> <p>3 Grammatik mashqlarni yeching va nuqtalar o'rniga predloqlarning mosini qo'ying.</p> <p>4 Test savollarini yeching.</p> <p>5 Mikroguruhlar ishi baholanadi.</p>	<p>O'qituvchi-talaba</p> <p>15 minut</p>
5- bosqich	<p>Umumiy yakuniy hulosalar chiqarish:</p> <p>Dars davomida o'qituvchi o'z oldiga qo'ygan maqsadiga erishdi.</p> <p>Dars noan'anviy tarzda o'tdi. O'qituvchi talabalarga mustaqil topshiriqlar topshirdi.</p>	<p>O'qituvchi</p> <p>10 minut</p>

Identiv o'quv maqsadlari:

- 1.1. Tayanch so'z va iboralarni nutqda qo'llay oladi.
- 1.2. Matn bo'yicha ingliz tilida o'z fikrini bildiradi.
- 1.3. Matnda mavju so'z va so'z birikmalarini to'g'ri talaffuz qila oladi
- 1.4. Yangi so'zlar ishtirokida mustaqil gaplar tuza oladi
- 1.5. To be fe'lini turli zamonlarda qo'llay oladi.
- 1.6. Bu fe'lining funkctiyasini gaplarda qo'llay oladi.

Kerakli jihozlar: Tarqatma materiallar, rasmlar, komputer, kitob, izohli luq'at.

Ishni bajarish tartibi:

1. "To be" fe'li Present Indefinite Tense da 3 ta shaklga ega, "am, is, are," Past Indefinite Tense da "was, were", Future Indefinite da "will be" shakli ishlatilishni o'rganish.
2. Gapda ot-kesimdagi yordamchi fe'l vazifasini ishlatib gaplar tuzish.
3. "To be" fe'li ishtirok etgan gaplarni so'roq shakliga aylantirish.
4. "To be" fe'lini 3ta zamonga aylantirib gaplar tuzish.
5. "We learn foreign languages" matnini ravon o'qiy olish.

6. Matnga oid yangi soʻzlarni organish.
7. Matnni tarjima qila olish va uni soʻzlab berish.
8. Yangi soʻzlarni yozilishini bilish.
9. Matnga berilgan savollarga javob topa olish.
10. Yangi soʻzlar yordamida jumla va gaplar tuzish.

To be feʼli **Indefinite Tense** da boʻlmoq, bor boʻlmoq maʼnolarini anglatib, hozirgi, oʻtgan va kelasi zamon shakllariga ega:

Present Indefinite	Past Indefinite	Future Indefinite
I am	I	I shall be
he	he	he
she } is	she } was	she } will be
it	it	it
we	we	we shall be
you } are	you } were	you } will be
they	they	they

Soʻroq gapda **to be** feʼli egadan avval qoʻyiladi.

Is he a student? U talabami?
Was he a student? U talaba edimi?
Will he be a student? U talaba boʻladimi?

Boʻlishsiz gapda **not** yuklamasi **to be** dan keyin qoʻyiladi.

He is not a student U talaba emas
He was not a student U talaba boʻlgan emas
He will not a student U talaba boʻlmaydi

He isn't a student
He wasn't a student (Ogʻzaki nutkda qisqa aytiladi)
He won't a student

Kerakli adabiyotlar:

1. N. A. Bonk, "Ingliz tili darsligi". Namangan, 1998.
2. Raymond Murphy . "Essential English Grammar ". Tashkent, 1998.
3. SH. Abdullaev "English in Topics" Toshkent, 2006
4. M. G'aprov " Ingliz tili grammatikasi" Toshkent, 2008

Mustaqil ish topshoriqlari:

1. Quyidagi soʻzlar ishtirokida gaplar tuzing
Work, office, sentence, write, having, to take, dictation, home.
2. Savollarga javob bering (ex.4.p.87)
3. Gaplarni ingliz tiliga tarjima qiling (ex.10.p.89)

4. Feʼllarning toʻgʻri shaklini toping.

1. Every day I (get, gets) up very early.
2. Ann (live, lives) near the Institute.
3. (Do, does) he go to the University?
4. Mike (finish, finished) school two years ago.
5. Our scientists (examines, examines) new methods.

5. Gaplarning soʻroq va boʻlishsiz shakllarini yozing

1. He works at the bank
2. I like to play piano
3. My sister goes to school every day
4. Mike participates the competitions every year
5. They always come to the lessons in time

6. Savollarga javob bering

1. Do you go to the university every day?
2. Does he often write letters?
3. Do they sometimes attend lectures of this teacher?
4. Do you always get up early?
5. How many lessons do you have early every day?

WE LEARN FOREIGN LANGUAGES

(PART- I)

My 'name is Petrov. I live in the centre of Moscow. I work at the Ministry of Foreign Trade. I'm an engineer' and I'm 'also a student. 'Many engineers in our Ministry 'learn 'foreign languages. I learn English. We 'have our English in the morning.

We're at a 'lesson now. 'Jane is 'standing at the blackboard She's 'writing an English sentence. We aren't writing. We are 'looking at the blackboard

We 'don't 'often write in class. 'Sometimes we "have dictations. 'During the lesson we 'read our text-book and 'do a lot of exercises. We 'don't 'often 'speak Uzbek in class. We 'speak English to our teacher. I We 'usually 'speak Uzbek after classes.

"What is your name?" I "My 'name is Smirnov."

"Where d'you work?" "I 'work at an 'office."

"What d'you do?" "I'm an engineer."

"Do you 'learn French?" "No, I don't"

"What 'language do you learn?" "I learn English."

"When d'you 'usually have your English? "In the evening."

"Are you 'having a 'lesson now?" «No, I'm not."



Lesson 3.

1. ” We Learn Foreign Languages”.(part-2)

2. Hozirgi zamon oddiy fe'li 3-shaxs birlik shaklini yasalishi.

Ajratilgan vaqt – 4 soat

Dars maqsadi:

Hozirgi zamon oddiy fe'li 3-shaxs birlik shaklini yasalishi. haqida talabalarga ma'lumot berish, ularning vazifalarini tushuntirish. Hozirgi sodda zamonning yasalishi va ishlatilishini ko'rsatib berish.

“We Learn Foreign Languages” matni va “Hozirgi zamon oddiy fe'li 3-shaxs birlik shaklini yasalishi” mavzusidagi amaliy mashg'ulotning texnologik haritasi.

Bosqich	Bajariladigan ish mazmuni	Amalga oshiruvchi ma'sul
1- bosqich	Dars maqsadi: Hozirgi zamon oddiy fe'li 3-shaxs birlik shaklini yasalishini tushuntirish. We Learn Foreign Languages matnini o'qib tarjima qilish. Identiv maqsadlar: 1. Hozirgi zamon oddiy fe'li ni 3-shaxs birlik shaklida ishlatib mustaqil gaplar tuza oladi. We Learn Foreign Languages matni haqida tushuncha bera oladi. 2. Tegishli suzlarni yoddan ayta oladi. 3. Hozirgi zamon oddiy fe'lini og'zaki nutqda o'z o'rnida qo'llay oladi.	O'qituvchi
2- bosqich	Asosiy tushunchalar. to know, homework, a firm, badly, a journal, a rule. Dars shakli: Guruh va mikroguruhlarda ishlash. Vositalar: Tarqatma materiallar, rasmlar, komputer, kitob. Metod va usullar: tushuntirish, amaliy mashq, kitob bilan ishlash, tinglab tushunish.	O'qituvchi-talaba 15-minut
3- bosqich	Guruhda ishlash: 1.Hozirgi zamon oddiy fe'li 3-shaxs birlik shakli yordamida	

	<p>mustaqil gaplar tuziladi.</p> <p>2.Grammatik mashqlar bajariladi.</p> <p>3.Rasmlarda keltirilgan is harakatlardan</p> <p>4.Hozirgi zamon oddiy fe'li 3-shaxs birlik shaklini qo'llab gap tuziladi.</p>	<p>Talaba- o`qituvchi 40-minut</p>
4- bosqich	<p>Mustahkamlash va baholash uchun savollar:</p> <p>1.Hozirgi zamon oddiy fe'li 3-shaxs birlik shakli haqida ma'lumot bering.</p> <p>6. Grammatik mashqlarni yeching va nuqtalar o'rniga quyidagi suzlarni qo'ying.</p> <p>7. Test savollarini yeching.</p> <p>8. Mikroguruhlar ishi baholanadi.</p>	<p>O'qituvchi- talaba 15-minut</p>
5- bosqich	<p>Umumiy yakuniy hulosalar chiqarish:</p> <p>Dars davomida o'qituvchi o'z oldiga qo'ygan maqsadiga erishdi.</p> <p>Dars noananviy tarzda o'tdi. O'qituvchi talabalarga mustaqil topshiriqlar topshirdi.</p>	<p>O'qituvchi 10-minut</p>

Identiv o'quv maqsadlari:

1. Fe'ning asosiy formalarini farqlay oladi.
2. Xozirgi noaniq zamonning funksiyasini tushunib, uni gaplarda va nutqda qo'llay oladi.
3. Matnni mustaqil o'qib tarjima qila oladi.
4. Tayanch so'z va iboralarni biladi.
5. Tili o'rganilayotgan mamlakat haqida ma'lumot bera oladi.

Kerakli jihozlar: darslik, luq`at, rasm,internet materiallari

Ishni bajarish tartibi:

1. to be, modal fe'llar va ba'zi ko'makchi fe'llardan tashqari barcha fe'llar III shaxs birlikda - s qo'shimchasini oladi- -s qo'shimchasining o'qilishi s harfining o'qish qoidasiga binoan o'qilashini o'rganish.
2. o- harfi bilan tugagan fe'l - es qo'shimchasini olishini bilish.

3. Ega va uning aniqlovchilariga what nima, whose kimning, which qaysi va boshqa so'roq so'zlar yordamida savollar bera bilish.

4" We Learn Foreign Languages " matnini ifodali o`qiy olish hamda matnga oid so`z va iboralarni o`rganish.

1. Matnni tarjima qila olish va uni so`zlab berish.
2. Yangi so`zlarni yozilishini bilish.
3. Matnga berilgan savollarga javob topa olish.
9. Yangi so`zlar yordamida jumla va gaplar tuzish.

He likes (*present simple*)



They have a lot of books.
They read a lot.



He's eating an ice-cream.
He likes ice-cream.

They read / I like / **he likes** etc. = *the present simple*:

<i>I / we / you / they</i>	<i>do</i>	<i>Read</i>	<i>like</i>	<i>work</i>	<i>play</i>	<i>Watch</i>
<i>he / she / it</i>	<i>Does</i>	<i>reads</i>	<i>likes</i>	<i>Works</i>	<i>plays</i>	<i>watches</i>

■ **Remember:**

he / she / it -s: **he likes** (not 'he like') *my sister* *it rains*

- I live in London but my brother lives in Scotland.

Have has: I have he / she / it has

-es after -s / -eh / -sh: pass passes watch watches finish finishes
also: do does go goes
 study studies carry carries

- He works very hard. He starts at 7.30 and finishes at 8 o'clock in the evening.

- The Earth goes round the Sun.
- He always gets up at 7 o'clock.

Mavzuga oid adabiyotlar:

1. N. A. Bonk, "Ingliz tili darsligi". Namangan, 1998.
2. Raymond Murphy . "Essential English Grammar ". Tashkent, 1998.
3. SH. Abdullaev "English in Topics" Toshkent, 2006
4. M. G`aprov " Ingliz tili grammatikasi" Toshkent, 2008

Mustaqil ish uchun topshiriqlar:

I. Birinchi darsning matnini 3 - shaxs birlikda hikoya qilib be'ring. Hikoyani shunday boshlang:

My friend Petrov lives in Moscow.

II. Quyidagi so'z va so'z birikmalaridan foydalanib hikoyalar tuzing.

1 . *At the Office*

to be in time for, to get a lot of letters, to read, to translate

2. *At the Lesson*

to write (read, translate), well (badly), to like reading (writing, translating), to speak English, to be doing well

III. Do'stingizdan inglizcha so'rang:

a. Uning do'sti (xotini, o'g'li v h) ingliz tilini o'rganishini yoki u tilni allqachon bilish - bilmasligini, u ingliz tilini qay darajada bilishini, ingliz tilida gapira ola bilishini, inglizcha kitob o'qishini, kim bilan inglizcha gaplashishini so'rang.

b. Guruhingizdagi talabalardan qaysi biri yaxshi o'qishini, darsga o'z vaqtida kelishini, ingliz tilida gapirishni yoqtirishi, darsdan so'ng inglizcha gaplashishi, fransuz yoki nemis tilini o'rganmoqchi ekanligini so'rang.

IV. O'qishini mashq qiling. Dialogni yod oling va sahnalashtiring.

"Good Morning, Mr [mista] Brown."

"Good Morning. Mr Ivanov"

Is this your first visit to Moscow.

"Yes"

How do you like it here?

"It's nice here I like it very much.

WE LEARN FOREIGN LANGUAGES

(Continued)

My wife is an economist. She works at the ↑ Ministry of ↑ Foreign 'Trade too. She 'goes to the 'office ↑ every day. ↑ My wife doesn't learn English. ↑ She already knows English 'very well. ↑ She 'reads ↑ very 'many 'English books, magazines and newspapers. At the office she 'sometimes writes 'letters to ↑ foreign Virata. I She 'often Iraiul'atce 'telegrams from ↑ English into Russian and from 'Russian into English. I

My 'wife's 'also a student. ↑ She 'learns German and is doing 'very well ↑ She 'usually 'gets ↑ good Marks* and is *always in* 'time for the lessons. She 'likes 'languages ↑ very much' and is 'going to 'learn French 'next year. ↑

My 'wife and I 'usually 'go 'home together. We 'do our 'homework in the evening: I we 'learn the ↑ new words, 'read *texts* and 'do exercises. We 'also re'vise grammar rules.³ We 'sometimes 'speak 'English at thorns. We 'speak about our work* and our lessons.

"Who's an economist I "My wife *is*."

"Who knows English?" she does"

"How well does she know English?" I "She knows it very well"

"Does she 'learn German or French? I "She is 'learning German now, bu next year she's 'going to 'learn French."

"What does she 'often 'speak about in class?³ "She 'often 'speaks about her work

"What is she 'going to do tonight?" I "She is 'going to 'do her homework."

"Is she 'going to have her German tomorrow morning?"

"No, she is 'going to 'have it in 'three days."

"Which of you 'likes to ↑ speak 'foreign languages? »My wife does." |



Lesson – 4.

“Seasons”

Ajratilgan vaqt – 4 soat

Dars maqsadi:

“Seasons” matni tўғrisida talabalarда тушунча ҳосил қилиш.

“Seasons”

mavzusidagi amaliy mashgʻulotning texnologik haritasi.

Bosqich	Bajariladigan ish mazmuni	Amalga oshiruvchi ma’sul
1- bosqich	Dars maqsadi: Seasons matnini o’qib chiqib, Yangi soʻzlarni lugʻatga yozib, lugʻat va o’qituvchi yordamida matnni tarjima qilish. Identiv maqsadlar: 1. Yangi soʻzlar bila situasiya tuza oladi. 2. Tegishli suzlarni yoddan ayta oladi.	O’qituvchi
2- bosqich	Asosiy tushunchalar.spring, autumn, winter, summer, cold, hot, cool, warm, cotton, longer, shorter.sun, shine.	

	Dars shakli: Guruh va mikroguruhlarda ishlash. Vositalar: Tarqatma materiallar, rasmlar, komputer, kitob. Metod va usullar: tushuntirish, amaliy mashq, kitob bilan ishlash, tinglab tushunish.	O'qituvchi- talaba 15-minut
3- bosqich	Guruhda ishlash: 1.Hozirgi zamon oddiy fe'li 3-shaxs birlik shakli yordamida mustaqil gaplar tuziladi. 2.Grammatik mashqlar bajariladi. 3.Rasmlarda keltirilgan is harakatlardan 4.Hozirgi zamon oddiy fe'li 3-shaxs birlik shaklini qo'llab gap tuziladi.	Talaba- o'qituvchi 40-minut
4- bosqich	Mustahkamlash va baholash uchun savollar: 1.Hozirgi zamon oddiy fe'li 3-shaxs birlik shakli haqida ma'lumot bering. 2.Grammatik mashqlarni yeching va nuqtalar o'rniga quyidagi suzlarni qo'ying. 3.Test savollarini yeching. 4.Mikroguruhlar ishi baholanadi.	O'qituvchi- talaba 15-minut
5- bosqich	Umumiy yakuniy hulosalar chiqarish: Dars davomida o'qituvchi o'z oldiga qo'ygan maqsadiga erishdi. Dars noananviy tarzda o'tdi. O'qituvchi talabalarga mustaqil topshiriqlar topshirdi.	O'qituvchi 10-minut

Identiv o'quv maqsadlari:

1. Tayanch so'z va iboralarni nutqda qo'llay oladi.
2. Matn bo'yicha ingliz tilida o'z fikrini bildiradi.
3. Ingliz tilida so'zlarni to'g'ri talaffuz qila oladi.
4. Yangi so'zlarni o'z nutqida qo'llay oladi.

Kerakli jihozlar: darslik, luq'at, rasm,internet materiallari.

Ishni bajarish tartibi:

1. "Seasons" matnini ifodali o`qiy olish hamda matnga oid so`z va iboralarni o`rganish.
2. Matnni tarjima qila olish va uni so`zlab berish.
3. Yangi so`zlarni yozilishini bilish.
4. Matnga berilgan savollarga javob topa olish.
5. Yangi so`zlar yordamida jumla va gaplar tuzish.
6. Notanish tayanch so`zlar ishlatilgan gaplarni tarjima qilish.

Mavzuga oid adabiyotlar:

1. N. A. Bonk, "Ingliz tili darsligi". Namangan, 1998.
2. Raymond Murphy . "Essential English Grammar ". Tashkent, 1998.
3. SH. Abdullaev "English in Topics" Toshkent, 2006
4. M. G`apporov " Ingliz tili grammatikasi" Toshkent, 2008

Mustaqil ish topshiriqlar

I. Savollarga javob bering

1. What is your favorite season?
2. What is your least favorite season? Why?
3. When do the days become longer?
4. When does it rain in Uzbekistan?
5. What sports do you like to play?

II. Quyidagi gaplarni O`zbek tiliga tarjima qiling

1. Every season consists of three months.
2. The days are long and the night are short in summer.
3. There are a lot of fruits and vegetables in autumn in Uzbekistan.
4. The shortest day of the year is December 21.
5. The rain is cold and is not pleasant at all.

III. Make up your own sentences

IV. Translate the text into Uzbek

V. Retell about your favorite season

Seasons

There are four seasons in a year. They are spring, summer, autumn, and winter. Every season consists of three months. March, April and May are spring months. Its very nice in spring. The sky is often blue. The sun begins to shine more brightly, the days become longer and the spring flowers appear everywhere. Nature is very beautiful in spring. It is warm and sometimes it rains, but the rain is warm and pleasant. Summer comes after spring. June, July, August are summer months. Summer is as nice as spring. The sun is shines brightly. It is warm and sometimes hot. Children don`t go to school. They have their summer holidays. September, the first autumn months, is usually very pleasant. Its not cold yet outdoors, and the trees with their red and yellow leaves look very beautiful. But in October cold winds begin to blow, leaves fall to the ground, it gets colder and sometimes it begins raining. Winter begins in December and ends in March. It`s the coldest season of the year. In Uzbekistan winter is very nice with its sunny frosty days. Winter is a good time for sports.

Seasons of the year



Spring



Summer



Autumn



Winter

Модул бўйича якуний хулосалар:

1. “To be” fe`li Present Indefinite Tense da 3 ta shaklga ega, ”am, is, are,” Past Indefinite Tense da ” was, were”, Future Indefinite da “will be” shakli ishlatiladi. Gapda ot-kesimdagi yordamchi fe`l vazifasini bajaradi.

Will you be at a party tomorrow? Ertaga o`tirishda bo`lasanmi?

He was too busy yesterday evening. U kecha kechqurun juda band edi.

2. “To be” fe`lli gaplarning so`roq shaklida “to be” 1- o`ringa o`tadi.

He is a good teacher. Is he a good teacher?

We were good friends at the school-time. Were they good friends at the school –time?

3. “We Learn Foreign Languages” matnini o`rganish barobarida chet tilini o`rganish hozirgi zamonda juda muhimligini, juda kerakligini anglab yetamiz.

4. Ingliz tilida fe`lning to`rtta asosiy formalari bor, ular to be va to have yordamchi fe`llari bilan sodda yoki qo`shma fe`llar yasaydi, zamon va nisbatni ko`rsatadi

- a. The Infinitive
- b. The Past Infinitive
- c. The Past Participle (Participle 2)
- d. The Present Participle (Participle 1)

5. Fe`lning 2- formasi oddiy o`tgan zamonni yasash uchun ishlatiladi. Bu guruhdagi fe`llar ikki hil yasaladi. To`g`ri fe`llarga –d, -ed qo`shimchalari qo`shiladi. Noto`g`ri fe`llari ko`pincha negizi o`zgaradi, (to write-wrote) ba`zida umuman o`zgarmaydi (to cut-cut).

6. “Seasons” matnida bir yilda to`rt fasl borligini va har bir fasl haqida ingliz tilida gapirib berishi ko`zda tutilgan.

7. “About Myself” matniga qarab o`zi haqida hikoya tuzishi nazarda tutilgan.

Nazorat savollari:

1. Savollarga javob bering:

1. Which of your friends has his English in the morning (in the evening)?
2. Which of you has lessons every morning?
3. Which of you has dictations every day?
4. Who does a lot of exercises in class (after classes)?
5. Who speaks Uzbek class?

6. Who speaks English after classes?
7. Who gives you books to read?
8. Who often sends your letters?
9. Which of your friends lives in Leningrad?
10. Whose friend lives in the centre of Moscow?
11. What is your favorite season?
12. What is your least favorite season? Why?
13. When do the days become longer?
14. When does it rain in Uzbekistan?
15. What sports do you like to play?
16. Do you learn English or do already know it well?
17. Does your friend know English well?
18. Do you sometimes do your homework together?
19. Do you like to do your homework together?
20. Which of you likes writing letters?
21. Which of you is always in time for the lesson?
22. What language do you learn?
23. When do you have your English?
24. Do you usually do many exercises in class?
25. Do you often have dictations?
26. What language do you usually speak in class?
27. What are the four seasons of the year?
28. When does summer begin?
29. What is the weather like in winter in the North of our country?
30. What is the best season for different sports in the open air?
31. Do you like autumn?
32. Where do people often take their vacations?
33. Are January and February spring months?
34. What months of the year do you like best?
35. What season comes after winter?
36. Is it summer now?

II. Quyidagi gaplarni tarjima qiling:

1. Men idoraga odatda ertalab ketaman.
2. Biz Quvaga tez-tez borib turamiz.
3. U yerga bormang, iltimos.
4. Marhamat qilib bu yerga keling.

5. Marhamat Moskvaga keling.
6. Ular ba'zan Leningradga borishadi.
7. Ular odatda Moskvaga qachon kelishadi?
8. Bu yerga ertalab kelmang, iltimos.
9. Kiring, marhamat.
10. Iltimos, xonaga kirmang.
11. Qayerga ketyapsiz?
11. Bu muhandislar qayerda ishlashadi? - Ular bizning tashkilotda ishlashadi
13. Bu muhandislar bilan odatda qaysi tilda gaplashasiz? - Biz odatda o'zbekcha gaplashamiz. Ba'zan fransuzcha gaplashamiz. Ular fransuz tilini o'rganishyapti.
14. Ertalab men xonaga kiraman va joyimga o'tiraman. Dars mobaynida biz o'qiymiz, diktant yozamiz, mashqlar bajaramiz va fransuzcha gapiramiz. 14. Bu mashq uzun. Uni uyda bajaring.
15. Men uyda inglizcha kam gapiraman. Men darslarda inglizcha gapiraman.
16. Siz fransuz tilini o'rganyapsizmi? - Yo'q, men fransuz tilini o'rganmayapman. Men ingliz tilini o'rganyapman.
- 17, Singillaringiz Moskvada yashashadimi? - Yo'q, ular Leningradga yashashadi.
18. Ishdan so'ng nima qilasiz? -Kechqurunlari meni darslarim bor.
19. Bu(lar) kimning kitoblari? - Bu(lar) mening kitoblarim. - Bular fransuzcha kitoblarmi yoki o'zbekchami? - Bular o'zbekcha kitoblar.
20. U yerda kimi turibdi? - Bu Anna.
21. Odatda doskaga ko'p gap yozasizmi? - Odatda doskaga besh yoki oltita gap yozaman.
22. U doskaga nima yozyapti? U inglizch gap yozyapti.
23. Siz qayerda yashaysiz? — Men Leningradga yashayman. Leningrad juda katta shahar. Men shahar markazida turaman.
24. Biz fransuz tilini o'rganyapmiz. Biz matnlar o'qiymiz, gapiramiz, grammatikani o'rganamiz, ko'p mashqlar bajaramiz.
25. Siz ko'p inglizcha kitoblar o'qiysizmi? -Hozir biz juda oz inglizcha kitoblar o'qiyapmiz.
26. Siz qaysi kitoblarni o'qiysiz? -Biro'z darsliklarimizni o'qiymiz.
27. Siz o'qituvchingiz bilan inglizcha gaplashasizmi yoki o'zbekchami? - Odatda biz inglizcha gaplashamiz, ba'zan o'zbekcha.

III. Quyidagi so`z va iboralarni ishlatib, qisqa hikoya tuzing:

1. First- birinchi
2. always- hardoin
3. To learn- o`rganmoq

4. to speak- so`zlashmoq
5. A language- til
6. in the evening- kechqurun
7. Also- hamda
8. Usually- odatda
9. After- keyin
10. When- qachon
11. To live- yashamoq
12. in class- sinfda
13. Many- ko`p
14. A dictation- diktant
15. the centre- markaz

IV. So`z va birikmalarni tarjima qiling:

to know

to revise

a rule

about

a journal

a letter

a firm

to do well

Longer

To shine

appear

Nights

trees

together

Colder

celebrate

Sunny

pleasant

Warm

Leaves

During

Homework

Tavsiya qilingan adabiyotlar:

1. N. A. Bonk, "Ingliz tili darsligi". Namangan, 1998.
2. Raymond Murphy . "Essential English Grammar ". Tashkent, 1998.
3. SH. Abdullaev "English in Topics" Toshkent, 2006
4. M. G`apporov " Ingliz tili grammatikasi" Toshkent, 2008
5. Vlasova Z. N. Inhlizcha-ruscha luq`at Moskva, 1964.

Modul– II

Lesson 5.

1. To have fe'li va have (has) got oboroti.

2. "Working Day of an Engineer "

Ajratilgan vaqt: –4 soat

Dars maqsadi: To have fe'li va have (has) got oboroti va matn haqida talabalarda tushuncha hosil qilish.

"Working Day of an Engineer "

To have fe'li va have (has) got oboroti mavzusidagi amaliy mashg'ulotning texnologik haritasi.

Bosqich	Bajariladigan ish mazmuni	Amalga oshiruvchi ma'sul
1- bosqich	Dars maqsadi: to have fe'li va have (has) got oborotini qo'llanishini tushuntirish. Identiv maqsadlar: 1. : to have fe'li va have (has) got oborotini ishlatib mustaqil gaplar tuza oladi. Do'stining oilasi haqida matn tuza oladi. 2. Tegishli so'zlarni yoddan ayta oladi. 3. : to have fe'li va have (has) got oborotini og'zaki nutqda o'z o'rnida qo'llay oladi.	O'qituvchi

2- bosqich	Asosiy tushunchalar: teacher, theatre-goer, economist, lecturer, spender, maker, school-leaver, school-teacher Dars shakli: Guruh va mikroguruhlarda ishlash. Vositalar: Tarqatma materiallar, rasmlar, komputer, kitob. Metod va usullar: tushuntirish, amaliy mashq, kitob bilan ishlash, tinglab tushunish.	O'qituvchi-talaba 15 minut
3- bosqich	Guruhda ishlash: 1.to have fe'li va have (has) got oborotini ishlatib gaplar tuziladi. 2.My Friend's Family mavzusida mustaqil ishlash. 3.Grammatik mashqlar bajariladi. 4.Rasmlarda keltirilgan is harakatlardan to have fe'li va have (has) got oborotini qo'llab gap tuziladi.	Talaba 40 minut
4- bosqich	Mustahkamlash va baholash uchun savollar: 1.to have fe'li va have (has) got oborotini haqida ma'lumot bering. 2.to have fe'li va have (has) got oborotini qanday yasaladi. 3.Grammatik mashqlarni yeching va nuqtalar urniga quyidagi suzlarni qo'ying. 4.Test savollarini yeching. 5.Mikroguruhlar ishi baholanadi.	O'qituvchi-talaba 15 minut
5- bosqich	Umumiy yakuniy hulosalar chiqarish: Dars davomida o'qituvchi o'z oldiga qo'ygan maqsadiga erishdi. Dars noananviy tarzda o'tdi. O'qituvchi talabalarga mustaqil topshiriqlar topshirdi.	O'qituvchi 10 minut

Identiv o`quv maqsadlari:

- 1.1 Ingliz tilida matnni ravon o`qiy oladi.
- 1.2. Matn yuzasidan o`z fikrii bildira oladi.
- 1.3. To have fe`lini hozirgi noaniq zamonda qo`llay oladi
- 1.4. Egalik olmoshlari ishtirokida misollar tuza iladi

Kerakli jihozlar: Tarqatma materiallar, rasmlar, komputer, kitob, izohli luq`at.

Ishni bajarish tartibi:

1. To have fe`li hozirgi noaniq zamonda 2 shaklga ega:III shahs birlik uchun has, qolgan hamma shahslar uchun birlik va ko`plikda have shakliga ega.
2. To have fe`lining hozirgi noaniq zamon so`roq shakli to do ko`makchi fe`lining tegishli shakli (do> does) ni egadan oldinga qo`yish orqali yasaladi.
3. To have fe`lining hozirgi noaniq zamon bo`lishsiz shakli to have fe`lining have shaklidan oldin do not, does not ni qo`yish orqali yasalishini o`rganish va ular ishtirokida misollar tuza olish.
4. "The Working Day of an Engineer"matnini ravon o`qiy olish.
5. Matnga oid so`z va birikmalarni o`rganish.
6. Matnni tarjima qila olish va uni so`zlab berish.
7. Yangi so`zlarni imlosini o`rganish.
8. Matnga berilgan savollarga javob topa olish.
9. Yangi so`zlar yordamida jumla va gaplar tuzish.

To have The Indefinite Tenses da.

To have fe`li bor, ega bo`lmoq, egallamoq kabi ma`nolarni anglatadi, **Present, Past va Future Tenses** shakllari mavjud.

Present	Past	Future
I have He She has It	I He She had It	I shall have He She will have It
We you have They	We you had They	We shall have you will have They
Menda, unda, bizlarda, sizlarda, ularda bor.	Menda, unda, sizlarda bor edi.	Menda, sizda, ularda bor bo`ladi.

To have fe'li ishlatilgan gaplardan so'roq gap ikki xil tuziladi:

1. have egadan avval qo'yiladi.

Have you a brother?

Sizning akangiz bormi?

2. To have fe'li supper, dinner, breakfast bilan kelganda so'roq gap tuzilishi uchun do (does) yordamchi fe'li qo'llaniladi.

When do you have
breakfast?

Siz qachon nonushga qilasiz?

Bo'lishsiz gapda: a) no yoki not inkor so'zi ishlatiladi.

I have no book
He has not (hasn't) a
family

Mening kitobim yo'q
Uning oilasi yo'q

b) do (does) not don't, doesn't ishlatiladi.

They don't have breakfast
at the hotel today

Ular bugun mehmonxona
da nonushta qilmaydilar

Og'zaki nuqda Present Indefinite da have o'mida have got ishlatiladi:


Have you got children?

Sizning bolalaringiz?

have / has (got)

■ You can say have or have got, has or has got:

I we you they	} have =	I we you they	} have got	(I've got) (we've got) (you've got) (they've got)
he she it		he she it		has got



- I've got blue eyes, (or I have blue eyes.)

She's got a headache.

- Tim has got two sisters, (or Tim has two sisters'.) or She has a headache.
- They like animals. They've got a horse, three dogs and six cats.
- This car has got four doors.
- I don't feel very well. I've got a headache

Negative

question

short answers

I we you they	have not (haven't)	got
he she it	has not (hasn't)	

have	I we you they	got?
has	he she it	

Yes, No,	I we you they	have. haven't.
Yes No	he she it	has. hasn't.

Mavzuga oid adabiyotlar:

1. N. A. Bonk, "Ingliz tili darsligi". Namangan, 1998.
2. Raymond Murphy. "Essential English Grammar". Tashkent, 1998.
3. SH. Abdullaev "English in Topics" Toshkent, 2006
4. M. G'aprov "Ingliz tili grammatikasi" Toshkent, 2008

Mustaqil ish topshiriqlari:

1- topshiriq. To have fe'li va have (has) got oborotini tahlil qilish.

- 1.1. To have fe'li haqida ma'lumot bering.
- 1.2. To have fe'li va has got oborotiga gaplar tuzing.
- 1.3. Sўzdaги urғu ўzгариши билан ҳам сўзнинг маъноси ўзгаришини айтинг ва уларни таржима қилинг.
- 1.4. 197 – sahifadagi 2- vashqni bajaring sahifadagi 2 – mashkni bajaring.

2 – topshiriq. "The Working Day of an Engineer" matnini o'rganish.

- 1.1. Matnga tegishli so'z va oboralarni o'qing, ularni yodda saqlang.
- 1.2. Matni o'qing va injenerga oid gaplarni topib, ko'chiring.
- 1.3. Matni o'zbek tiliga tarjima qiling.
- 1.4. Matnga 6 ta savol tuzing.
- 1.5. Notanish so'z va birikmalar imlosini o'rganing.

Ushbu topshiriqlar savollariga quyidagi adabiyotlardan javob topasiz:

1. N. A. Bonk, "Ingliz tili darsligi". Namangan, 1998.
2. Raymond Murphy . "Essential English Grammar ". Tashkent, 1998.
3. SH. Abdullaev "English in Topics" Toshkent, 2006
4. M. G`apporov " Ingliz tili grammatikasi" Toshkent, 2008
5. Butaev Z. Inglizsha – o`zbekcha, o`zbekcha-inglizcha lug`at. Toshkent , 2007.

THE WORKING DAY OF AN ENGINEER

'Comrade Pe'trov | works at an office. He 'lives near the office. He 'usually walks there. He 'only 'works 'five 'days a week. He 'works on Monday, Tuesday, Wednesday, Thursday and 'Friday. He 'doesn't 'work at the 'weekend. His 'working 'day lasts eight hours. He receives very 'many letters and telegrams in the morning and 'always answer them. He 's translates articles from foreign 'newspapers and journals. He 'often receives engineers from 'factories in the afternoon. They discuss a lot of journals with him. He 'usually 'finishes works at six o'clock in the evening.

'Comrade Pe'trov 'learns English. He 'works hard at his English. He 'sometimes 'stays in the 'office after work for his 'English lessons. 'After classes he returns home.

"Who 'works at this office?" "Comrade Petrov does"

"Does he 'work very much?" "Yes, he 'works a lot"

"Whom does he 'often receive at the office?" "He 'often recives engineers from factories."

"Does 'Comrade Pe'trov live far from the office?" I "No, he 'lives near it."

"How long does his working 'day last? "It 'lasts eight hours"

"What 'time does he stop work?"He 'stops'work at six the evening"



"Thank you very much"

-Katta rahmat.

"Not at all."

-Arzimaydi. (Marhamat)

Lesson 6.

1. The Past Indefinite Tense. Noto'g'ri tuslanuvchi fe'llar

2. “ My Day Off”

Ajratilgan vaqt: – 4 coar

Dars maqsadi: O'tgan Zamon Oddiy fe'li va noto'g'ri tuslanuvchi fellar haqida talabalarga ma'lumot berish.

My Day Off

The Past Indefinite Tense. Noto'g'ri tuslanuvchi fe'llar mavzusidagi amaliy mashg'ulotning texnologik haritasi.

Bosqich	Bajariladigan ish mazmuni	Amalga oshiruvchi ma'sul
1- bosqich	Dars maqsadi: “The Past Indefinite Tense”ni gaplarda qo'llanishini tushuntirish. My Day Off matnini tarjima qilish. Identiv maqsadlar: 1. Noto'g'ri tuslanuvchi fe'llarni qo'llab gaplar tuza oladi. 2. Tegishli so'zlarni yoddan ayta oladi. 3. Noto'g'ri tuslanuvchi fe'llarni o'z o'rnida qo'llay oladi.	O'qituvchi
2- bosqich	Asosiy tushunchalar: to send, to come, to read, to go, to do Dars shakli: Guruh va mikroguruhlarda ishlash. Vositalar: Tarqatma materiallar, rasmlar, komputer, kitob. Metod va usullar: tushuntirish, amaliy mashq, kitob bilan ishlash, tinglab tushunish.	O'qituvchi-talaba 15-minut
3- bosqich	Guruhda ishlash: e) Noto'g'ri tuslanuvchi fe'llarda yangi so'zlar takrorlanadi. My Last Week-End matni tarjima qilinadi. f) Noto'g'ri tuslanuvchi fe'llarni yordamida mustaqil gaplar tuziladi.	Talaba- 40-minut

	g) Grammatik mashqlar bajariladi. h) Rasmlarda keltirilgan is harakatlardan noto'g'ri tuslanuvchi fe'llarni qo'llab gap tuziladi.	
4- bosqich	Mustahkamlash va baholash uchun savollar: 10. The Past Indefinite Tense haqida ma'lumot bering. 11. My Last Week-End matnini yod oling. 12. Grammatik mashqlarni yeching va nuqtalar urniga quyidagi suzlarni qo'ying. 13. Test savollarini yeching. 14. Mikroguruhlar ishi baholanadi.	O'qituvchi- talaba 15-minut
5- bosqich	Umumiy yakuniy hulosalar chiqarish: Dars davomida o'qituvchi o'z oldiga qo'ygan maqsadiga erishdi. Dars noananviy tarzda o'tdi. O'qituvchi talabalarga mustaqil topshiriqlar topshirdi.	O'qituvchi 10-minut

Identiv o'quv maqsadlari:

- 1.1 O'tgan Zamon Oddiy fe'lida noto'g'ri tuslanuvchi fellarni qo'llay oladi.
- 1.2. Noto'g'ri tuslanuvchi fellar haqida ma'lumot bera oladi.
- 1.3. Mening do'stim Bolalar doktori matni haqida ma'lumot bera oladi.
- 1.3. Mavzuga oid tayanch so'z va iboralarni o'g'zaki nutqda qo'llay oladi.
- 1.4. Matnni o'qib tarjimasini qisqacha bayon qilishga o'rgatish.

Kerakli jihozlar: Tarqatma materiallar, rasmlar, komputer, kitob, izohli luq'at.

Ishni bajarish tartibi:

- 1.1. To'g'ri tuslanuvchi fe'llarning O'ZOdagi bo'lishli darak gap shakli fe'l o'zagiga -ed qo'shimchasini qo'shish orqali yasaliishini o'rganish.
- 1.2. Noto'g'ri tuslanuvchi fe'llarning O'ZO va Sifatdosh-II shakllari turli yo'llar bilan yasaladi. Ularni yoddan bilish kerakligini uqtirish.
- 1.3. Barcha (to'g'ri va noto'g'ri tuslanuvchi) fe'llarning O'ZO so'roq gapdagi (B) shakli did ko'makchi fe'li va asosiy fe'lning to siz infinitiv shakli bilan yasaliishini tushuntirish.

1.4. Barcha (to'g'ri va noto'g'ri tuslanuvchi) fe'llarning O'ZO bo'lishsiz darak gapdagi (C) shakli did ko'makchi fe'li, not inkor yuklamasi va asosiy fe'lning to -siz infinitiv shakli yordamida yasaladi. Bunda **did** dan keyin **not** kelishini tushuntira bilish.

1.5. O'tgan zamonda bo'lib o'tgan ish harakatni ifodalaydi. Bunda ish harakat bo'lib o'tgan ketma - ketligi bo'yicha hikoya qilinadi. Ko'pincha hikoyalarda ishlatilishini tushuntirish.

1.6. O'Zoda ish harakatni o'tgan zamonda bo'lib o'tgan vaqti aniq ko'rsatiladi. O'ZOni payt ravishlari quyidagilar - yesterday kecha, the day before yesterday-avvalgi kun, last week-o'tgan hafta, last month-o'tgan oy, last year-o'tgan yil, last night kecha kechqurun, last time-o'tgan safar, last oxirgi marta, two days (three years) ago ikki kun (uch yil) oldin, In 1917-1917 yilda va hokazolar ishtirokida gaplar tuza bilish.

1.7. " My Day Off" matnini ifodali o`qiy olish.

1.8. Matnga tegishli so`z birikmasi va iboralarni o`rganish.

1.9. Matnlarni ona tiliga tarjima qilish.

I watched / cleaned / went etc. (past simple)

The past simple is often **-ed**. For example:

work	worked	clean	cleaned	start	started
stay	stayed	live	lived	dance	danced

These verbs are **regular** verbs.

begin	began	fall	fell	leave	left	sell	sold
break	broke	find	found	lose	lost	sit	sat
bring	brought	fly	flew	make	made	sleep	slept
build	built	forget	forgot	meet	met	speak	spoke
buy	bought	get	got	pay	paid	stand	stood
catch	caught	give	gave	put	put	take	took
come	came	go	went	read	read (/ red /)	tell	told
do	did	have	had	ring	rang	think	thought
drink	drank	hear	heard	say	said	win	won
eat	ate	know	knew	see	saw	write	wrote

These verbs are **irregular** verbs

I clean my teeth every morning. This morning **I cleaned** my teeth.

Yesterday it **rained** all morning. It **stopped** at lunchtime.

watch


television **every** evening.
(present simple)

watched

television **yesterday** evening.
(past simple)

watched is the *past simple*:

I / we / you / they he / she / it	watched
--------------------------------------	----------------



Mavzuga oid adabiyotlar:

1. N. A. Bonk, "Ingliz tili darsligi". Namangan, 1998.
2. Raymond Murphy. "Essential English Grammar". Tashkent, 1998.
3. SH. Abdullaev "English in Topics" Toshkent, 2006
4. M. G`aporov "Ingliz tili grammatikasi" Toshkent, 2008

Mustaqil ish topshiriqlari:

1 – topshiriq. Noaniq O`tgan Zamoni tahlil qilish.

- 1.1. Noaniq O`tgan Zamon haqida ma`lumot bering.
- 1.2. Noaniq Zamon Ravishlarini aytib bering.
- 1.3. Noaniq O`tgan Zamonda qanday ravishlar ishlatilishini ayting va ular ishtirokida gaplar tuzing.
- 1.4. 73-74 sahifalardagi 5-,6-, 7-, 8-, 10- mashqlarni, 71-72- sahifalardagi -3-4- mashqlarni bajaring.

2 – topshiriq. "My day off" matnini o`rganish.

- 1.1. Matnga tegishli so`z birikmasi va iboralarni o`rganish.
- 1.2. Matnlarni ona tiliga tarjima qilish.
- 1.3. 206-207- sahifalardagi 16-,17-,18- mashqlarni bajariش.
- 1.4. Matnlarning har biriga 6 tadan savol tuzish.
- 1.5. Notanish so`z birikmasi va iboralarning imlosini o`rganish.

Ushbu topshiriqlar savollariga quyidagi adabiyotlardan javob topasiz:

1. N. A. Bonk, “Ingliz tili darsligi”. Namangan,1998.
2. Raymond Murphy .“Essential English Grammar “.Tashkent, 1998.
3. SH. Abdullaev “English in Topics” Toshkent, 2006
4. M. G`apporov “ Ingliz tili grammatikasi” Toshkent, 2008
5. Butaev Z. Inglizsha – o`zbekcha, o`zbekcha-inglizcha lug`at.
Toshkent , 2007.

My Day Off

People spend their days off in different ways. Some of them prefer to stay in town and to visit an art exhibition, a museum, a cinema, or a sports event. Other people prefer to spend their days off out of town.

I prefer to spend my day off sometimes in the country, sometimes in the city. Sometimes I take part in sports events, which usually take place during the weekends.

I study six days a week. On Sunday I get up later than usual. After breakfast I go to the park with my friends. Sometimes we go to the stadium. We enjoy skating. We are also football fans. We often play football or tennis. In summer I like to swim in the lake or in the river, both of which are not far from my house.

I always help my parents in the yard. I clean my room and iron my clothes myself. On Sunday evening we go either to the theatre or to the cinema. There are many theatres in Tashkent, and sometimes we go to the theatre. Usually, we buy tickets beforehand. Late in the evening I watch TV, and go to bed at 11 o`clock.

Lesson -7

MY FRIEND IS A CHILDREN'S DOCTOR NOW

Ajratilgan vaqt-2 soat

Dars maqsadi: Matnni o'qib tarjimasini qisqacha bayon qilishga o'rgatish.

“My friend is a children’s doktor now” matnini o’rganish Fe’ning asosiy shakllari mavzusidagi amaliy mashg’ulotning texnologik haritasi.

Bosqich	Bajariladigan ish mazmuni	Amalga oshiruvchi ma’sul
1- bosqich	Dars maqsadi: My friend is a children’s doktor now matnini o’qib tarjima qilish. Fe’ning asosiy shakllari haqida tushuncha berish Identiv maqsadlar: 1. My friend is a children’s doktor now matni haqida tushuncha bera oladi. Fe’ning asosiy shakllariga gaplar tuza oladi 2. My friend is a children’s doktor now matnini yoddan ayta oladi. 3. Matnda berilgan yangi so’zlarni og’zaki nutqda qo’llay oladi.	O’qituvchi
2- bosqich	Asosiy tushunchalar: to go to college, then, weather, to be at college Dars shakli: Guruh va mikroguruhlarda ishlash. Vositalar: Tarqatma materiallar, rasmlar, komputer, kitob. Metod va usullar: tushuntirish, amaliy mashq, kitob bilan ishlash, tinglab tushunish.	O’qituvchi- talaba 15-minut
3- bosqich	Guruhda ishlash: 1. Matn o’qib tarjima qilinadi. 2. Matndagi yangi so’zlar yordamida mustaqil gaplar tuziladi. 3. Grammatik mashqlar bajariladi. 4. Rasmlarda keltirilgan is harakatlardan fe’ning asosiy shakllarini qo’llab gap tuziladi.	Talaba- 40minut
4- bosqich	Mustahkamlash va baholash uchun savollar: 1. Doctor qabulida mavzusida dialog tuzing.	

	2.Grammatik mashqlarni yeching va nuqtalar urniga quyidagi suzlarni qo'ying. 3.Test savollarini yeching. 4.Mikroguruhlar ishi baholanadi.	O'qituvchi- talaba 15-minut
5- bosqich	Umumiy yakuniy hulosalar chiqarish: Dars davomida o'qituvchi o'z oldiga qo'ygan maqsadiga erishdi. Dars noananviy tarzda o'tdi. O'qituvchi talabalarga mustaqil topshiriqlar topshirdi.	O'qituvchi 10-minut

Identiv o'quv maqsadlari:

- 1.1 Mening do'stim Bolalar doktori matni haqida ma'lumot bera oladi.
- 1.2. Mavzuga oid tayanch so'z va iboralarni o'g'zaki nutqda qo'llay oladi.
- 1.3. Matnga oid savollarga javob bera oladi
- 1.4. "About my friend", My friend is a children's doktor now" vavzulari bo'yicha so'zlay oladi.

Kerakli jihozlar: Tarqatma materiallar, rasmlar, komputer, kitob, izohli luq'at.

Ishni bajarish tartibi:

1. " My friend is a children's doktor now " matniga oid so'z va iboralarni o'rganish.
2. Matnni ona tiliga tarjima qilish.
3. Do'stining kasbi haqiga gapirib berish.
4. Berilgan so'z va iboralar yoedamida hikoyalar tuzish.
5. "About my friend", My friend is a children's doktor now" matnlarning har biriga 5 tadan savol tuzish.
5. Notanish so'zlar ishlatilgan gaplarni tarjima qilish

Mavzuga oid adabiyotlar:

1. N. A. Bonk, "Ingliz tili darsligi". Namangan, 1998.
2. Raymond Murphy . "Essential English Grammar ". Tashkent, 1998.
3. SH. Abdullaev "English in Topics" Toshkent, 2006
4. M. G'aprov " Ingliz tili grammatikasi" Toshkent, 2008

Mustaqil ish topshiriqlari:

1-topshiriq.

- 1.7. Yangi soʻz va iboralarning tarjimasini toping va ularni esda saqlang.
- 1.8. Matnni oʻqing va uni tarjima qilib, gapirib berishga harakat qiling.
- 1.9. Dostingiz va uning kasbi haqida gapirib bering
- 1.10. Tyanch soʻzlarning tarjimasini va yozilishini oʻrganing.

2-topshiriq.

- 1.11. "“About my friend”, My friend is a children’s doktor now”matnlarini qisqacha gapirib bering.
- 1.12. Tayanch soʻzlar yordamida gaplar tuzing.
- 1.13. 96-97-sahifalardagi 12,-13,-14,-3,-4,-5-mashqlarni bajaring.

MY FRIEND IS A CHILDREN'S DOCTOR NOW

My 'friend's 'name is Peter. He and I are doctors now, but e'leven 'years a got we were 'student at a Medical college' in Moscow.

We lived a long from the college, but we 'liked to walk there in 'fine weather.

Our 'classes usually 'lasted till four o'clock in the afternoon, and 'then we 'worked 'hard at home. We 'sometimes 'stayed after classes to 'play volleyball, but on weekdays we were 'usually at home by '9 o'clock . We received a lot of medical journals and 'often discussed - interesting particles in them.

In his 'third year Peter deecided to be a children's doctor, and 'now he 'works at a children's 'hospital in Kiev. He loves his work and 'often writes to me about it

"Whose 'name's Peter "My 'friend's."

'What does he do? He is a doctor.

'Was he a 'doctor eleven 'years ago. "No, he was a student ."

'When did he decide to be a children's doctor?" "In his 'third 'year at the Medical college."

"Does he like his work?' Yes, he loves it ."



About My Friend

I have a friend. His name is Malik. He is my classmate. Malik is a very good at playing chess. I also like to play chess. That is why we became close friends.

Last year Malik and I took part in the National Chess Championships. We also like to play football. This year we'll try to enter the University of National Economy. Malik prefers the economic planning faculty, as he thinks that planning is very important to the Republic's economy.

Malik and I are also neighbours. We live on the same street. We often spend time together. We go to the stadium or to the cinema, or sometimes we discuss books and events that take place in our country and abroad.

Modul bo'yicha yakuniy mashg'ulot:

1. To have fe'li hozirgi noaniq zamonda 2 shaklga ega:III shahs birlik uchun has, qolgan hamma shahslar uchun birlik va ko'plikda have shakliga ega.
2. To'g'ri tuslanuvchi fe'llarning O'ZODagi bo'lishli darak gap shakli fe'l o'zagiga -ed qo'shimchasini qo'shish orqali yasaladi.
3. O'tgan zamonda bo'lib o'tgan ish harakatni ifodalaydi.
4. To have fe'lining hozirgi noaniq zamon so'roq shakli to do ko'makchi fe'lining tegishli shakli (do> does) ni egadan oldinga qo'yish orqali

yasaladi.

5. "The Working Day of an Engineer" matnini o`rganish barobarida uning haftada faqat 5 kun ishlashini, uning ish kuni 8 soat davom etishini va u ingliz tilini o`rganayotganini guvohi bo`lasiz.
6. Barcha (to'g'ri va noto'g'ri tuslanuvchi) fe'llarning O'ZO bo'lishsiz darak gapdagi (C) shakli did ko'makchi fe'li, not inkor yuklamasi va asosiy fe'lning to -siz infinitiv shakli yordamida yasaliishini bunda **did** dan keyin **not** kelishini bilib olasiz
7. O'tgan zamonda bo'lib o'tgan ish harakatni ifodalaydi. Bunda ish harakat bo'lib o'tgan ketma - ketligi bo'yicha hikoya qilinadi. Ko'pincha hikoyalarda ishlatilishini tushuntirish.
8. O'ZOda ish harakatni o'tgan zamonda bo'lib o'tgan vaqti aniq ko'rsatiladi. O'ZOni payt ravishlari quyidagilar
 - a) Yesterday- kecha
 - b) the day before yesterday-avvalgi kun
 - c) last week-o'tgan hafta
 - d) last month-o'tgan oy
 - e) last year-o'tgan yil
 - f) last night kecha kechqurun
 - g) last time-o'tgan safar
 - h) last oxirgi marta
 - i) two days (three years) ago ikki kun (uch yil) oldin, In 1917-1917 yilda va hokazolar ishtirokida gaplar tuza bilish.
9. "About my friend " matnidagi fe'llar asosan O`Zoda ishlatilganligini, matndagi tayanch so`z va iboralar yordamida matnni hikoya qilib berishligi ko`zda tutilgan.
10. " My Friend is a children`s Doctor now " matnida talaba o`z do`sti haqida ham hikoya tuza oladi.
11. "My Day Off" matnida talabalar o`zlarining bo`sh kunlari to`g`risida tayanch so`z va iboralarni ishlatib hikoya tuza oladi ularni gapirib bera oladi.

Nazorat savollari:

I. Yangi so'zlardan foydalanib savollarga javob bering.

1. Does your friend work at an office or in a factory?
2. Does your friend live far from the office (the factory)?
3. Does he walk to the office (factory)?

4. (On) Which days does he work?
5. How long does his working day last?
6. How many hours does he work a day?
7. Who usually answers telegrams at the office?
8. Who does he often receive?
9. What do they discuss?
10. What time does he usually finish work?
11. Where does he sometimes stay after work?
12. When does he return home?
13. What does he do on Sunday?
14. Does he usually stay in Moscow over the week-end?
15. What does he usually do at the week-end?
16. Who does he often stay with over the week-end?
17. Do you often walk to your office?
18. Do you like walking?
19. Do you usually go for walks in the morning or in the evening?
20. Who do you take out for a walk?
21. How long does your working day last?
22. What do you often discuss during your working day?
23. What time do you stop and go home?
24. Do you work at the week-end?
25. What do you usually do at the week-end?
26. What are you going to do this week-end?
27. Are you going to stay at home over the week-end?
28. Are you going to Leningrad (Kiev) for the week-end?
29. What are you going to do (on) Saturday evening?
30. What are you going to do on Sunday?

I. Quyidagilarni tarjima qiling:

1. Mening singlim o'qituvchi.
2. U ingliz tilidan dars beradi.
3. Mening do'stim va men ham ingliz tili o'qiyamiz, biroq ko'p talabalar ikkita chet tili ustida qattiq ishlashadi.
4. Biz har doim darslarga o'z vaqtida kelamiz va uy vazifalarini yaxshi bajaramiz.
5. Biz ko'pincha uyda ingliz tilidagi gazeta va jurnallarni o'qiyamiz.

6. Men ingliz tilidagi kitoblarni o'qishni yoqtiraman va (men) k'op o'qiyman.
7. Bizda dushanba, chorshanba, payshanba va juma kunlari dars bo'ladi.
8. Biz darsda ko'p mashq qilamiz va ba'zan diktant yozamiz.
9. Biz matnlar o'qiyamiz, ularni tarjima qilamiz, savollarga javob beramiz va o'zbek tilidagi gaplarni ingliz tiliga tarjima qilamiz.
10. Ko'pincha darsdan so'ng uyga birga ketamiz.
11. Biz inglizcha gaplashamiz va o'z ishlarimizni muhokama qilamiz. .
12. Yakshanba kuni uyda bo'lasizmi?
13. Shanba kuni kechqurun qayerga borasiz?
14. Uni faqat seshanba va payshanba kunlari darsi bor.
15. U bu yerga faqat yakshanbba kunlari keladi.
16. Siz zavodga ertalab borasizmi? - Ha.
17. Uyda o'g'lingiz bilan kim qoladi? - Mening singlim.
18. Siz uyga odatda soat nechida kelasiz? - Men uyga odatda kech soat yettida kelaman.
19. Bu savolni hozir muhokama qilmang.
20. Biz uni payshanba kuni ertalab ko'rib chiqarmiz.
21. Men faqat ingliz tilini bilaman, biroq nemis tilini o'rganmoqchiman.
22. Ish kuningiz necha soat davom etadi? - Sakkiz soat.
23. Idorada nima ish qilasiz? -Men xat va telegrammalarga javob beraman, jurnallar o'qiyman, bu jurnallardan maqolalar tarjima qilaman va muhandislaringiz bilan ko'p masalalarni muhokama qilaman.
24. Ishni odatda soat nechida tugatasiz? - Ishni soat oltida tugataman.
25. Siz idorangizdan uzoqda turasizmi? - Yo'q, men unga yaqin (joyda) yashayman va odatda u yerga piyoda boraman.
26. Siz nemis tilini yaxshi bilasizmi? - Men nemis tili endi o'rganayapman.
27. Darslaringiz qachon bo'ladi? - Bizda dushanba, chorshanba va juma kunlari kechasi dars bo'ladi.
28. Darsingiz qancha davom etadi? - Ikki soat.

II. Quyidagi so`z va iboralarni ishlatib, hikoya tuzing.

1. a working day
2. a long way from

3. to go for a walk
4. to go for walks
5. every Monday
6. (on) Monday morning
7. (on) Monday afternoon
8. (on) Monday evening
9. for the week-end
10. over the weekend
11. to last the English language
12. to have a dictation
13. the Ministry of Foreign Trade
14. To have one's English
15. To have a lesson

III. So`z va birikmalarni tarjima qiling:

1. to play
2. a child(*pl* children)
3. to play volley-ball (football, tennis, hockey)
4. weekday
5. interesting
6. a college
7. to decide
8. to go to college
9. a hospital
10. to be at college
11. to go to hospital
12. weather
13. to be in hospital
14. to love
15. to spend
16. to swim in the lake
17. to clean the room
18. to buy tickets beforehand
19. in the lake

20. in the river

Tavsiya qilingan adabiyotlar:

1. N. A. Bonk, “Ingliz tili darsligi”. Namangan,1998.
2. Raymond Murphy .“Essential English Grammar “.Tashkent, 1998.
3. SH. Abdullaev “English in Topics” Toshkent, 2006
4. M. G`aprovov “ Ingliz tili grammatikasi” Toshkent, 2008
5. Vlasova Z. N. Inhlizcha-ruscha luq`at Moskva, 1964.

Modul – III

Lesson 8.

1. **Some, any,no gumon olmoshlari.**
2. **“Tashkent”**

Dars maqsadi: Preposition of place haqida tushuncha berish va vazifalarini tushuntirish.

Some, any,no gumon olmoshlari va “Tashkent” mavzusidagi amaliy mashg`ulotning texnologik haritasi

Bosqich	Bajariladigan ish mazmuni	Amalga oshiruvchi ma'sul
1- bosqich	Dars maqsadi: Gumon olmoshlarini gaplarda qo'llanishini tushuntirish.Gumon olmoshlari haqida ma`lumot berish. Identiv maqsadlar: 1. Gumon olmoshlarini qo'llab gaplar tuza oladi. 2. Gumon olmoshlarini yoddan ayta oladi. 3. Matnni gapirib bera oladi.	O'qituvchi
2- bosqich	Asosiy tushunchalar: on, in, under, between, some, any, no. Dars shakli: Guruh va mikroguruhlarda ishlash. Vositalar: Tarqatma materiallar, rasmlar, komputer, kitob.	O'qituvchi-

	Metod va usullar: tushuntirish, amaliy mashq, kitob bilan ishlash, tinglab tushunish.	talaba 15-minut
3- bosqich	Guruhda ishlash: 1.O`rin joy predloglari gaplarda takrorlanadi. 2.Gumon olmochlari ishtirokida mustaqil gaplar tuziladi. 3.Grammatik mashqlar bajariladi. 4.Rasmlarda keltirilgan is harakatlardan some, any, no gumon olmoshlarini qo`llab gap tuziladi.	Talaba- o`qituvchi 40-minut
4- bosqich	Mustahkamlash va baholash uchun savollar: 1.Gumon olmoshlari va o`rin joy predloglari haqida ma`lumot bering. 2.Grammatik mashqlarni yeching va nuqtalar urniga quyidagi suzlarni qo`ying. 3.Test savollarini yeching. 4.Mikroguruhlar ishi baholanadi. 5. Matnni tarjima qiling	O`qituvchi- talaba 15-minut
5- bosqich	Umumiy yakuniy hulosalar chiqarish: Dars davomida o`qituvchi o`z oldiga qo`ygan maqsadiga erishdi. Dars noananviy tarzda o`tdi. O`qituvchi talabalarga mustaqil topshiriqlar topshirdi.	O`qituvchi 10-minut

Identiv o`quv maqsadlari:

1. Ingliz tilidagi o`rin- joy predloglarini o`rgandi.
2. Predloglar ishtirokida gaplar tuza oladi.
3. Matnni mustaqil o`qib tarjima qila oladi.
4. Tayanch so`z va iboralarni biladi.
5. Tili o`rganilayotgan mamlakat haqida ma`lumot bera oladi.

Kerakli jihozlar: darslik, luq`at, rasm, internet materiallari.

Ishni bajarish tartibi:

1. Ingliz tilida tirli hil predloglar mavjud. Predlog deb ot yoki oloshning gapdagi boshqa so`zlarga munisabatini ko`rsatuvni yordamchi so`zlarga aytiladi.

2. Ingliz tilida kelishik qo`shimchalar yo`qligi uchun ular ko`p hollarda o`zbek tilidagi kelishik qo`shimchalari vazifasini bajaradi: He lives in London.- U Londonda yashaydi

He is sitting under the tree. - U darah ostida o`tiribdi

After dinner he went to the library. – U tushlikdan keyinkutubhonaga bordi

3. Some, any no gumon olmoshlarini kerakli joyda qo`llay olish.

4. "Tashkent" matnini ifodali o`qiy olish hamda matnga oid so`z va iboralarni o`rganish.

5. Matnni tarjima qila olish va uni so`zlab berish.

6. Yangi so`zlar ishtirokida matnni gapirib berish.

7. Matnga berilgan savollarga javob topa olish.

8. Yangi so`zlar yordamida jumla va gaplar tuzish.

Indefinite pronouns (Gumon olmoshlari)

some, any, biror shaxs yoki narsaning noaniqligini ko`rsatadi, some— bir necha, bir qancha, ba`zi; any — bir qancha, hech, qandaydir degan ma`nolarda ishlatiladi, ko`pincha tarjima qilinmaydi.

Some — darak gaplarda ishlatiladi.

He has some friends in Kiev Uning Kievda bir qancha do`stlari bor

Any – so`roq va bo`lishsiz gaplarda ishlatiladi.

Have you any friends in Kiev? Sizning Kievda(bir qancha) do`stlaringiz bormi?

I have not any friends in Kiev. Mening Kievda do`stlarim yo`q

Any — darak gaplarda ham ishlatiladi va "hohlagan", birorta" ma`nolarni anglatadi;

Take any book you like. Hoxlagan kitobingizni oling.

Bo`lishsiz gaplarda **no** inkor so`zi ishlatiladi:

He has no friends in Kiev. Uning Kievda do`stlari yo`q.

Some, any, no olmoshlaridan yasalgan so`z birikmalarini esda saqlang.

Words

Pronouns

Some one
body
thing
where

Some someone kimdir
somebody kimdir, birov
something nimadir
somewhere qaerdadir

any anyone kimdir
anybody allakim, kimdir
anything biror narsa

anywhere qaerdadir

no

no one hech kim

nobody hech kim

nothing

hech qaysi, hech narsa

nowhere hech qaerda

some any

Use some in positive sentences:

- I'm going to buy some eggs.
- There is some ice in the fridge.
- They made some mistakes.
- She said something.
- I saw somebody (or someone).

any

Use any in negative sentences:

- I'm not going to buy any eggs.
- There isn't any ice in the fridge.
- They didn't make any mistakes,
- She didn't say anything
- I didn't see anybody (or anyone).

any and some in questions

In most questions (but not all) we use any:

- Is there any ice in the fridge?
- Did they make any mistakes?
- Are you doing anything this evening?
- I can't find Ann. Has anybody seen her?

We normally use some (not any) when we offer things (Would you like some ...?):

- A: Would you like some coffee?
- B: Yes, please.
- A: Would you like something to eat?
- B: No, thank you. I'm not hungry. or ask for things
(Can I have some ... ? / Can you lend me some ... ? etc.):
- 'Can I have some soup, please?' 'Yes, of course. Help yourself.'
- 'Can you lend me some money?' 'Im sorry, I can't.'

Mavzuga oid adabiyotlar:

1. N. A. Bonk, "Ingliz tili darsligi". Namangan, 1998.
2. Raymond Murphy. "Essential English Grammar". Tashkent, 1998.
3. SH. Abdullaev "English in Topics" Toshkent, 2006
4. M. G'aprov "Ingliz tili grammatikasi" Toshkent, 2008

Mustaqil ish uchun topshiriqlar:

I. Gumon olmoshlarining ishlatilishiga e'tibor berib ingliz tiliga tarjima qiling

1. Siz besh yil oldin biror chet tilini bilarmidingiz.
2. Siz o'tgan oy birorta inglizcha kitob o'qidingizmi?
3. Ba'zi talabalar bu yerda (o'z) darslarini tayyorlashadi.
4. Menda (hech qanaqa) nemischa jurnallar yo'q.
5. Sizning Leningradda (bironta) do'stingiz bormi?
6. Menda hech qanaqa savol yo'q.
7. Biron bir savolingiz bormi? - Ha, bir nechta bor.
8. Men bu gapda (hech qanaqa) xato ko'rmayapman.
9. Otangiz bironta chet tilida gapiradimi?"

II. Namunada berilganidek gaplar tuzing. (§ 46)

N a m u n a l a r

1. Some of these articles are very interesting
- 2 Many of our friends love the theatre
- 3 Two of our students know three foreign languages

III. Quyidagi gaplarni Ingliz tiliga tarjima qiling.

1. Birontangizning bolalaringiz bormi?-Ha, ko'pchiligimizniki bor
2. (Sizlardan) birontangizda savollar bormi? - Ba'zilarimizda savollar bor
3. Muhandislarimizdan uchtasi tennisni yaxshi o'ynashadi.
4. Talabalarimizdan ikkitasi hozir shu yerda.
- 5 Ularning ko'plari konki uchishni yoqtirishadi

IV. inglizcha o'qing.

1956 y, 1945 y, 1915 y, 1906 y, 1900 y, 1812 y, 1366y, 1242 y, 1441 y, 1066 y, 1854 y,
1871 y, 1147 y, 1612 y, 1496 y

TASHKENT

Tashkent is a capital of the independent Republic of Uzbekistan. It is very old city. It was founded more than 2000 years ago. The city is located at the foothills of the Tian Shan mountain range and lies in the Chirchik river valley. The population of the city has already grown to more than 2,5 million people.

There are several muslim monuments and historical buildings such as the Kukaldosh madrasah and Barakkhon mosque which were built in the 16th century.

Tashkent, which has new avenues, squares, high buildings and fountains, has become the most modern city in Uzbekistan. The city is flourishing as never before. The transport facilities are good. There are buses, trolley-buses, trams, taxis and a subway with many beautiful metro stations decorated with traditional Uzbek art.

Tashkent is the educational and scientific centre of Uzbekistan, where there are a lot of universities, institutes, schools and special secondary schools. The city has the Republic's academy of sciences, which unites dozens of research institutes, theatres and cinemas. Tashkent's industrial establishments, which produce cotton fabric, textile machinery, electrical equipment, cotton harvesters and other products, are well known not only in the CIS but in the world.

Tashkent is often called a city of peace and friendship. Recently Tashkent became well-known in the world as the capital of our new sovereign, independent state. A number of summit talks have been held in Tashkent. A lot of embassies and firms have opened in the city.

“Which of you likes to ↑ speak 'foreign languages? »My wife does.” |



Lesson 9

1. “My friend`s family”
2. Much, little, many, few miqdor va daraja ravishlari

Dars maqsadi:

Much, little, many, few miqdor va daraja ravishlari haqida tushuncha berish va vazifalarini tushuntirish.

“My friend`s family”

Mush, little, many, few miqdor va daraja ravishlari amaliy mashg`ulotining texnologik haritasi.

Bosqich	Bajariladigan ish mazmuni	Amalga oshiruvchi
---------	---------------------------	-------------------

		ma'sul
1- bosqich	<p>Dars maqsadi: “My friend`s family” matnini o`qib tarjima qilish.</p> <p>Identiv maqsadlar: 1.” My friend`s family” matni haqida tushuncha bera oladi.</p> <p>2. “My friend`s family” matnini yoddan ayta oladi.</p> <p>3. Mush, little, many, few miqdor va daraja ravishlari haqida tushunchaga ega bo`ladi</p>	O`qituvchi
2- bosqich	<p>Asosiy tushunchalar: First, often, to learn, not often, to study, seldom, foreign, always, language, in class</p> <p>Dars shakli: Guruh va mikroguruhlarda ishlash.</p> <p>Vositalar: Tarqatma materiallar, rasmlar, komputer, kitob.</p> <p>Metod va usullar: tushuntirish, amaliy mashq, kitob bilan ishlash, tinglab tushunish.</p>	O`qituvchi-talaba 15-minut
3- bosqich	<p>Guruhda ishlash:</p> <p>1 Matn o`qib tarjima qilinadi.</p> <p>2 Matndagi yangi so`zlar yordamida mustaqil gaplar tuziladi.</p> <p>5 Grammatik mashqlar bajariladi.</p> <p>6 Noaniq zamon ravishlarini qo`llab gap tuziladi.</p>	Talaba-o`qituvchi 40-minut
4- bosqich	<p>Mustahkamlash va baholash uchun savollar:</p> <p>6 Siz qanday horijiy tillarni bilasiz?</p> <p>7 Tili o`rganilayotgan mamlakat haqida qanday ma'lumotga egasiz?</p> <p>8 Grammatik mashqlarni yeching va nuqtalar o`rniga predloqlarning mosini qo`ying.</p> <p>9 Test savollarini yeching.</p> <p>10 Mikroguruhlar ishi baholanadi.</p>	O`qituvchi-talaba 15-minut
5- bosqich	<p>Umumiy yakuniy hulosalar chiqarish:</p> <p>Dars davomida o`qituvchi o`z oldiga qo`ygan maqsadiga erishdi.</p> <p>Dars noan'anviy tarzda o`tdi. O`qituvchi talabalarga mustaqil topshiriqlar topshirdi.</p>	O`qituvchi 10-minut

Identiv o'quv maqsadlari:

1. Much, little, many, few miqdor va daraja ravishlari haqida ma'lumot oladi.
2. Miqdor va ravish darajalari ishtirokida gaplar tuza oladi.
3. Matnni mustaqil o'qib tarjima qila oladi.
4. Matnga oid so'z va iboralarni yoddan aytib bera oladi.
5. O'zining do'sti haqida ingliz tilida gapirib beradi.

Kerakli jihozlar: darslik, luq'at, rasm, internet materiallari.

Ishni bajarish tartibi:

1. Much, little, many, few miqdor va daraja ravishlari mavjud.
2. Much, little, many, few miqdor va daraja ravishlardan bo'lib kelib, fe'lni aniqlashi mumkin.
3. Bunday hollarda ular o'zlari aniqlayotgan fe'ldan keyin keladi. Bo'lishli darak gaplarda ular ko'pincha **very** daraja ravishi bilan ishlatiladi:

My son reads **very much**.- O'g'lim juda ko'p o'qiydi.

4. Much, little, many, few ravishlarini kerakli joyda qo'llay olish.
5. "My friend's family" matnini ifodali o'qiy olish hamda matnga oid so'z va iboralarni o'rganish.
 6. Matnni tarjima qila olish va uni so'zlab berish.
 7. Yangi so'zlar ishtirokida matnni gapirib berish.
 8. Matnga berilgan savollarga javob topa olish.
 9. Yangi so'zlar yordamida jumla va gaplar tuzish.

a lot much many

a lot of money a lot of books
much money many books

Much + uncountable noun much money much food much time much coffee
--

many + plural noun: many books much food many people many questions

a lot of + uncountable or plural noun: a lot of food a lot of coffee a lot of people a lot of shops

much / many are more usual in questions and negative sentences:

- Do you know many people?
- How many photographs did you take?
- He hasn't got many friends
- A: Did you take any photographs?
- B: I took some but not many.

- Do you drink much coffee?
- How much money have you got?
- She hasn't got much money
- A: Have you got any money?
- B: I've got some but not much.
- Diana spoke to me but she didn't say much.

a lot (of) is more usual in positive sentences:

- I drink a lot of coffee.
- They haven't got much **money** but they've got a lot of friends.
- There aren't many hotels in the town but there are a lot of restaurants.

(a) little (a) few

a little water

a few books

- (a) little + uncountable noun:
- (a) little water (a) little time
 - (a) little money
 - (a) little soup

- (a) few + plural noun:
- (a) few books (a) few questions
 - (a) few people (a) few days

<p>a little = some but not much:</p> <ul style="list-style-type: none"> - She didn't eat anything but she drank a little water. - I speak a little Spanish. (= some Spanish but not much) - A: Can you speak Spanish? - B: A little. 	<p>a few = some but not many</p> <ul style="list-style-type: none"> - Last night I wrote a few letters - We're going away for a few days - I speak a few words of Spanish - A: Have you got any cigarettes? - B: A few. Do you want one?
<p>a little (without a) = nearly no ... or nearly nothing:</p> <ul style="list-style-type: none"> - There was little food in the fridge. It was nearly empty. <p>You can say very little.</p> <ul style="list-style-type: none"> - She's very thin because she eats very little. (= nearly nothing) 	<p>a few (without a) = nearly no....</p> <ul style="list-style-type: none"> - There were few people in the park. It was nearly empty <p>You can say very few</p> <ul style="list-style-type: none"> - Her English is very good. She makes very few mistakes
<p>little and a little</p> <p>a little is a positive idea:</p> <ul style="list-style-type: none"> - They have a little money so they're not poor. (= some but not much money) <p>a little is a negative idea:</p> <ul style="list-style-type: none"> - They have little money. They are very poor. (= nearly no money) 	<p>few and a few</p> <p>a few is a positive idea:</p> <ul style="list-style-type: none"> - I've got a few friends, so I'm not lonely. (=some but not many friends) <p>a few is a negative idea:</p> <ul style="list-style-type: none"> - I'm sad and lonely. I've got few friends. (= nearly no friends)

Mavzuga oid adabiyotlar:

1. N. A. Bonk, “Ingliz tili darsligi”. Namangan, 1998.
2. Raymond Murphy .“Essential English Grammar “.Tashkent, 1998.
3. SH. Abdullaev “English in Topics” Toshkent, 2006
4. M. G`apporov “ Ingliz tili grammatikasi” Toshkent, 2008

Mustaqil ish topshiriqlari:

1 – topshiriq. Much, little, many, few miqdor va daraja ravishlarini tahlil qilish.

- 1.1. Much, little, many, few miqdor va daraja ravishlarini haqida ma`lumot bering.
- 1.2. Much, little, many, few miqdor va daraja ravishlari ishtirokida gaplar tuzing.
- 1.3. Many, few gumon olmoshlari asosan bo`lishsiz va so`roq gaplarda ko`plikdagi qanday otlar oldidan ishlatiladi?
- 1.4. 87-89 sahifalardagi 5-,6-, 7-, 8-, 10- mashqlarni, 90-91- sahifalardagi 11-3- mashqlarni bajaring.

2 — topshiriq. “My friend`s family” matnini o`rganish.

- 1.6. Matnga tegishli so`z birikmasi va iboralarni o`rganish.
- 1.7. Matnlarni ona tiliga tarjima qilish.
- 1.8. 91- sahifadagi 2,-3,-4- mashqlarni bajaring.
- 1.9. Matnga 10 ta savol tuzish.
- 1.10. Notanish so`z birikmasi va iboralarning imlosini o`rganish.

Ushbu topshiriqlar savollariga quyidagi adabiyotlardan javob topasiz:

1. N. A. Bonk, “Ingliz tili darsligi”. Namangan, 1998.
2. Raymond Murphy .“Essential English Grammar “.Tashkent, 1998.
3. SH. Abdullaev “English in Topics” Toshkent, 2006
4. M. G`apporov “ Ingliz tili grammatikasi” Toshkent, 2008
5. Butaev Z. Inglizsha – o`zbekcha, o`zbekcha-inglizcha lug`at. Toshkent , 2007.

MY FRIEND'S FAMILY

My friend's name is Lavrov. He lives in Moscow. His family is not very large. He has got a wife and two children. His wife's name is Mary and his children's names are Ann and Nick.

Comrade Lavrov's wife is a young woman. She's twenty-nine years old. She's a lecturer. She teaches English at the Institute of Foreign Languages. She's got very many students. She hasn't got bad students. Her students do well as a rule. My friend's daughter is a girl of ten. She goes to school. She does a lot of subjects at school. She also learns English. She works hard and knows the language well. She doesn't make many mistakes in English. She's a pioneer. She likes reading. She also helps mother at home.

Comrade Lavrov's son is a little boy. I think he was born five or six years ago. His father takes him to a nursery school every morning.

My friend's got a sister. She's going to be a doctor, and she's leaving her Institute this year. She's married. Her husband's an engineer.

My friend hasn't got any Brothers!

My friend's wife usually takes the children to the country in summer to stay with their grandfather and grandmother. They love their grandchildren very much. She's going to take them to the country again this summer.

"Has Comrade Lavrov got any children?" I "Yes.; he's got two "

"Have his children got any toys?" "Yes, they've got some "



Modul bo'yicha yakuniy mashg'ulot:

1. Many, much, few, a few, little, a little noaniq olmoshlarni ishlatilishi.
2. Sanaladigan otlar oldidan any – ko'p, few - kam ishlatiladi.

Have you any friends?

In our library there are very many English books, but very few German books.

Sizning do'stlaringiz ko'pmi?

Bizning kugubxonada juda ko'p inglizcha kitoblar bor, lekin nemischa kitoblar juda kam.

2. Sanalmaydigan otlar oldidan much — ko'p, little — kam ishlatiladi.

Is there much light in your room? Sizning xonangizda yorug'lik ko'pmi?

I have so little information about him. Menda u to'g'risida juda kam ma'lumot bor.

3. Little va few noaniq artikl bilan ishlatilishi mumkin va a few — kam, bir qancha, oz, a little — ozgina ma'nolarini beradi.

Please give me a little water. Iltimos, menga ozgina suv bering.

I have a few books on this subject

Shu fan bo'yicha menda bir qancha (ozroq) kitoblar bor.

4. Much va many asosan so'roq va bo'lishsiz gaplarda ishlatiladi.

Have you much work to do today? Sizning bugun bajaradigan

(Do you have much work to do today?) Ishingiz ko'pmi?

I haven't many French books? Mening frantsuzcha kitoblarim ko'p emas.

5. Darak gaplarda **much** va **many** (faqat **very, rather, too, so, as, how** so'zlar bilan aniqlansa yoki gapda ega va eganing aniqlovchisi bo'lib kelsa ishlatiladi.

There are very many illustrations in this magazine. Bu oynomada juda ko'p rasmlar bor.

He has so many friends in Moscow Uning Moskvada shuncha ko'p do'stlari bor.

6. Boshqa hollarda darak gaplardagi much o'rniga a lot (of), lots (of), plenty (of), a good deal (of), a great deal (of) ishlatiladi.

Russia exports a great deal of timber Rossiya ko'p yog'ochni eksportga chiqaradi.

7. "My friend's family" matnida oilasi katta emasligi, rafiqasining ismi Meri ekanligi, ular oilasi bilan Moskvada yashashi to'g'risida ma'lumot oladi.

8. "My Friend's family" matnida talaba o'z do'sti haqida ham hikoya tuza oladi.

9. "Tashkent" matnida talabalar Toshkent shahri to'g'risida tayanch so'z va iboralarni ishlatib hikoya tuza oladi ularni gapirib bera oladi.

Nazorat savollari:

I. Yangi so'zlardan foydalanib savollarga javob bering.

1. Does your friend work at an office or in a factory?
2. Does your friend live far from the office (the factory)?
3. Does he walk to the office (factory)?
4. (On) Which days does he work?
5. How long does his working day last?
6. How many hours does he work a day?
7. Who usually answers telegrams at the office?
8. Who does he often receive?
9. What do they discuss?
10. What time does he usually finish work?
11. Where does he sometimes stay after work?
12. When does he return home?
13. What does he do on Sunday?
14. Does he usually stay in Moscow over the week-end?
15. What does he usually do at the week-end?

16. Who does he often stay with over the week-end?
17. Do you often walk to your office?
18. Do you like walking?
19. Do you usually go for walks in the morning or in the evening?
20. Who do you take out for a walk?
21. How long does your working day last?
22. What do you often discuss during your working day?
23. What time do you stop and go home?
24. Do you work at the week-end?
25. What do you usually do at the week-end?
26. What are you going to do this week-end?
27. Are you going to stay at home over the week-end?
28. Are you going to Leningrad (Kiev) for the week-end?
29. What are you going to do (on) Saturday evening?
30. What are you going to do on Sunday?

IV. Quyidagilarni tarjima qiling:

1. Mening singlim o'qituvchi.
2. U ingliz tilidan dars beradi.
3. Mening do'stim va men ham ingliz tili o'qiyimiz, biroq ko'p talabalar ikkita chet tili ustida qattiq ishlashadi.
4. Biz har doim darslarga o'z vaqtida kelamiz va uy vazifalarini yaxshi bajaramiz.
5. Biz ko'pincha uyda ingliz tilidagi gazeta va jurnallarni o'qiyimiz.
6. Men ingliz tilidagi kitoblarni o'qishni yoqtiraman va (men) k'op o'qiyman.
7. Bizda dushanba, chorshanba, payshanba va juma kunlari dars bo'ladi.
8. Biz darsda ko'p mashq qilamiz va ba'zan diktant yozamiz.
9. Biz matnlar o'qiyimiz, ularni tarjima qilamiz, savollarga javob beramiz va o'zbek tilidagi gaplarni ingliz tiliga tarjima qilamiz.
10. Ko'pincha darsdan so'ng uyga birga ketamiz.
11. Biz inglizcha gaplashamiz va o'z ishlarimizni muhokama qilamiz. .
12. Yakshanba kuni uyda bo'lasizmi?
13. Shanba kuni kechqurun qayerga borasiz?
14. Uni faqat seshanba va payshanba kunlari darsi bor.
15. U bu yerga faqat yakshanbba kunlari keladi.

16. Siz zavodga ertalab borasizmi? - Ha.
17. Uyda o'g'lingiz bilan kim qoladi? - Mening singlim.
18. Siz uyga odatda soat nechida kelasiz? - Men uyga odatda kech soat yettida kelaman.
19. Bu savolni hozir muhokama qilmang.
20. Biz uni payshanba kuni ertalab ko'rib chiqarmiz.
21. Men faqat ingliz tilini bilaman, biroq nemis tilini o'rganmoqchiman.
22. Ish kuningiz necha soat davom etadi? - Sakkiz soat.
23. Idorada nima ish qilasiz? -Men xat va telegrammalarga javob beraman, jurnallar o'qiyman, bu jurnallardan maqolalar tarjima qilaman va muhandislaringiz bilan ko'p masalalarni muhokama qilaman.
24. Ishni odatda soat nechida tugatasiz? - Ishni soat oltida tugataman.
25. Siz idorangizdan uzoqda turasizmi? - Yo'q, men unga yaqin (joyda) yashayman va odatda u yerga piyoda boraman.
26. Siz nemis tilini yaxshi bilasizmi? - Men nemis tili endi o'rganayapman.
27. Darslaringiz qachon bo'ladi? - Bizda dushanba, chorshanba va juma kunlari kechasi dars bo'ladi.
28. Darsingiz qancha davom etadi? - Ikki soat.

V. Quyidagi so`z va iboralani ishlatib, hikoya tuzing.

1. a working day
2. a long way from
3. to go for a walk
4. to go for walks
5. every Monday
6. (on) Monday morning
7. (on) Monday afternoon
8. (on) Monday evening
9. for the week-end
10. over the weekend
11. to last the English language
12. to have a dictation
13. the Ministry of Foreign Trade

14. To have one's English

15. To have a lesson

VI. So`z va birikmalarni tarjima qiling:

1. to play
2. a child(*pl* children)
3. to play volley-ball (football, tennis, hockey)
4. weekday
5. interesting
6. a college
7. to decide
8. to go to college
9. a hospital
10. to be at college
11. to go to hospital
12. weather
13. to be in hospital
14. to love
15. to spend
16. to swim in the lake
17. to clean the room
18. to buy tickets beforehand
19. in the lake
20. in the river

Tavsiya qilingan adabiyotlar:

1. N. A. Bonk, "Ingliz tili darsligi". Namangan, 1998.
2. Raymond Murphy . "Essential English Grammar ". Tashkent, 1998.
3. SH. Abdullaev "English in Topics" Toshkent, 2006
4. M. G`aprov " Ingliz tili grammatikasi" Toshkent, 2008
5. Vlasova Z. N. Inhlizcha-ruscha luq`at Moskva, 1964

Modul -IV

Lesson 10

1. Prepositions of place (O`rin joy predloglari)

2. “My sister`s flat”

Ajratilgan vaqt – 4 soat

Dars maqsadi: Preposition of place haqida tushuncha berish va vazifalarini tushuntirish.

Prepositions of place

“My sister`s flat”

mavzusidagi amaliy mashg`ulotning texnologik haritasi

Bosqich	Bajariladigan ish mazmuni	Amalga oshiruvchi ma'sul
1- bosqich	Dars maqsadi: O`rin joy predloglarini gaplarda qo`llanishini tushuntirish. Gumon olmoshlari haqida ma`lumot berish. Identiv maqsadlar: 1.O`rin joy predloglarini qo`llab gaplar tuza oladi. 2. Matn haqida ingliz tilida o`z fikrini bildira oladi. 3. Matnni mistaqil tarjima qila oladi.	O`qituvchi
2- bosqich	Asosiy tushunchalar: on, in, under, between, some, any, no. Dars shakli: Guruh va mikrogruhlarda ishlash. Vositalar: Tarqatma materiallar, rasmlar, komputer, kitob. Metod va usullar: tushuntirish, amaliy mashq, kitob bilan ishlash, tinglab tushunish.	O`qituvchi- talaba 15-minut
3- bosqich	Guruhda ishlash: 1.O`rin joy predloglari gaplarda takrorlanadi. 2. Matndagi yangi so`z va iboralar ishtirokida mustaqil gaplar tuziladi. 3.Grammatik mashqlar bajariladi. 4.Rasmlarda keltirilgan is harakatlardan some, any, no gumon olmoshlarini qo`llab gap tuziladi.	Talaba- o`qituvchi 40-minut

4- bosqich	<p>Mustahkamlash va baholash uchun savollar:</p> <p>1 O`rin joy predloglari haqida ma`lumot bering.</p> <p>2.Grammatik mashqlarni yeching va nuqtalar urniga quyidagi suzlarni qo`ying.</p> <p>3.Test savollarini yeching.</p> <p>4.Mikroguruhlar ishi baholanadi.</p>	<p>O`qituvchi- talaba 15-minut</p>
5- bosqich	<p>Umumiy yakuniy hulosalar chiqarish:</p> <p>Dars davomida o`qituvchi o`z oldiga qo`ygan maqsadiga erishdi.</p> <p>Dars noan'anviy tarzda o`tdi. O`qituvchi talabalarga mustaqil topshiriqlar topshirdi.</p>	<p>O`qituvchi 10-minut</p>

Identiv o`quv maqsadlar:

- 1.1 Ingliz tilidagi o`rin- joy predloglarini o`rgandi.
- 1.2. Predloglar ishtirokida gaplar tuza oladi.
- 1.3 Matnga oid so`z va iboralarni yoddan aytib bera oladi.
- 1.4. O`zining do`sti haqida ingliz tilida gapirib beradi.
- 1.5. Matnni mustaqil o`qib tarjima qila oladi.

Kerakli jihozlar: darslik, luq`at, rasm, internet materiallari.

Ishni bajarish tartibi:

1. Ingliz tilida tirli hil predloglar mavjud.
2. Predlog deb ot yoki oloshning gapdagi boshqa so`zlarga munisabatini ko`rsatuvhi yordamchi so`larga aytiladi.
3. Ingliz tilida kelishik qo`shimchalar yo`qligi uchun ular ko`p hollarda o`zbek tilidagi kelishik qo`shimchalari vazifasini bajaradi:

He lives in London.- U Londonda yashaydi

He is sitting under the tree. - U darraht ostida o`tiribdi

After dinner he went to the library. – U tushlikdan keyinkutubhonaga bordi

4. O`rin –joy predloglarini kerakli joyda qo`llay olish.
5. . “My sister`s flat” matnini ifodali o`qiy olish hamda matnga oid so`z va iboralarni o`rganish.
6. Matnni tarjima qila olish va uni so`zlab berish.
7. Yangi so`zlar ishtirokida matnni gapirib berish.
8. Matnga berilgan savollarga javob topa olish.
9. Yangi so`zlar yordamida gaplar tuzish.

Ingliz tilida tirli hil predloglar mavjud. Predlog deb ot yoki oloshning gapdagi boshqa so`zlarga munisabatini ko`rsatuvhi yordamchi so`larga aytiladi. Ingliz tilida kelishik qo`shimchalar yo`qligi uchun ular ko`p hollarda o`zbek tilidagi kelishik qo`shimchalari vazifasini bajaradi:

He lives in London.- U Londonda yashaydi

He is sitting under the tree. - U daraht ostida o`tiribdi

After dinner he went to the library. – U tushlikdan keyinkutubhonaga bordi

O`rin joy predloglari quyidagilardan iborat:

On – predlogi shaxs yoki predmetning iror narsaning ustidaligini ifodalaydi

On the ground- erda, erning ustida

In front of- predlogi shaxs yoki predmetning biror narsaning ichidaligini ko`rsatadi

In front of the Institute-institut oldida

AT- yonida

At the blackboard-doska yonida

In-ichida

In the bag – sumkaning ichida

Across-orqali

Across the bridge- ko`prik orqali

Under-tagida

Under the table- stol tagida

Near-yonida

Near the market-bozor yaqinida

Between- o`rtasida

Between the 2 windows- 2 ta deraza o`rtasida

Above-yuqorisida

Above the Sea- dengiz yuqorisida

Mavzuga oid adabiyotlar:

1. N. A. Bonk, “Ingliz tili darsligi”. Namangan,1998.
2. Raymond Murphy .“Essential English Grammar “.Tashkent, 1998.
3. SH. Abdullaev “English in Topics” Toshkent, 2006

Mustaqil ish topshiriqlari:

1 – topshiriq. O`rin joy predloglarini tahlil qilish.

- 1.1. O`rin joy predloglari haqida ma`lumot bering.
- 1.2. O`rin joy predloglari ishtirokida gaplar tuzing.
- 1.5 Many, few gumon olmoshlari asosan bo`lishsiz va so`roq gaplarda ko`plikdagi qanday otlar oldidan ishlatiladi?
- 1.6 125- sahifadagi 2-,4- mashqlarni, 127- sahifadagi -11-12- mashqlarni bajaring.

2 – топширик. ". “My Sister`s flat” matnini o`rganish.

- a. Matnga tegishli so`z birikmasi va iboralarni o`rganish.
- b. Matnlarni ona tiliga tarjima qilish.
- c. 9125- sahifadagi 5-10-3- mashqlarni bajaring.
- d. Matnga qarab o`z uyingizni yasvirlab bering.
- e. Notanish so`z birikmasi va iboralarni yod olish.

Ushbu topshiriqlar savollariga quyidagi adabiyotlardan javob topasiz:

1. N. A. Bonk, “Ingliz tili darsligi”. Namangan,1998.
2. Raymond Murphy .“Essential English Grammar “.Tashkent, 1998.
3. SH. Abdullaev “English in Topics” Toshkent, 2006
4. M. G`apporov “ Ingliz tili grammatikasi” Toshkent, 2008
5. Butaev Z. Inglizsha – o`zbekcha, o`zbekcha-inglizcha lug`at. Toshkent , 2007.

MY SISTER'S FLAT

My sister left her Institute two years ago and went to work in Norilsk. She's an engineer and works at a Vactory. She got a very comfortable flat last month in a new block of flats. It's on the third floor. I got a letter from my sister on the fifth of

March with several pictures of the city and her flat.

This is a picture of my sister's flat. Look at it. There's a study and a bedroom in it, but there isn't a sitting-room or a dining-room. She has a living-room and she uses it as a sitting-room and

a dining-room. There's also a kitchen and a bathroom in her flat but you can't see them in this picture.

This is her living-room. The walls in this room are yellow. The ceiling's white and the floor's brown. You can see a square table in the middle of the room. There's a vase of flowers on it. There's an Arm-chair and a standard-lamp in the corner. There's also a piano in the room. My sister plays the piano very well She loves music.

To the right of the piano you can see a door.

“Can you see a writing-table?” “Yes, I can”

“Are there any books on it?” Yes, there are some.”

“What else is there on the writing-table?” There's a telephone and a radio set on it

Is the television set on the table too?” No, I can't see it.”

Is there a sofa in the room?” “No, I there isn't a sofa, I but there's a bookcase in the corner.”

“Which room's this?” “It's the study.”

To the left of the piano you can also see a door. It's open too

“Are there many things in that room?” “No, there aren't”

“Which room's that?” “It's the bedroom”.

“Is my sister's flat comfortable?”

“How many rooms are there in her flat



Lesson 11

1. “The National Flag of the Republic of Uzbekistan.”

2. Can modal fe`li va to be able to oboroti

Dars maqsadi:

Can modal fe`li va to be able to oboroti haqida tushuncha berish va vazifalarini tushuntirish.

“The National Flag of the Republic of Uzbekistan.”

Can modal fe`li va to be able to oboroti amaliy mashg`ulotining texnologik haritasi.

Bosqich	Bajariladigan ish mazmuni	Amalga oshiruvchi ma'sul
1- bosqich	<p>Dars maqsadi: “The National Flag of the Republic of Uzbekistan”matnini o`qib tarjima qilish.</p> <p>Identiv maqsadlar: 1.” The National Flag of the Republic of Uzbekistan” matni haqida tushuncha bera oladi.</p> <p>2. Can modal fe`li va to be able to oboroti haqida tushunchaga ega bo`ladi.</p> <p>3. Can modal fe`li va to be able to oborotini qo`llab mustaqil gaolar tuza oladi.</p>	O`qituvchi
2- bosqich	<p>Asosiy tushunchalar: Can, to be able to, often, to learn, flag, national, republic.</p> <p>to study, seldom, foreign, always, language, in class</p> <p>Dars shakli: Guruh va mikroguruhlarda ishlash.</p> <p>Vositalar: Tarqatma materiallar, rasmlar, komputer, kitob.</p> <p>Metod va usullar: tushuntirish, amaliy mashq, kitob bilan ishlash, tinglab tushunish.</p>	O`qituvchi-talaba 40-minut
3- bosqich	<p>Guruhda ishlash:</p> <p>1 Matn o`qib tarjima qilinadi.</p> <p>2 Matndagi yangi so`zlar yordamida mustaqil gaplar tuziladi.</p> <p>7 Grammatik mashqlar bajariladi.</p> <p>8 Can va to be able to oborotini qo`llab gaplar tuziladi.</p>	Talaba-o`qituvchi 15-minut
4- bosqich	<p>Mustahkamlash va baholash uchun savollar:</p> <p>11 Siz bayrog`imiz ranglari haqida ta`rif bera olasizmi?</p> <p>12 Bayrog`imizdagi qaysi ramzlar sizga yoqadi?</p> <p>13 Nima uchun?</p> <p>14 Grammatik mashqlarni yeching va nuqtalar o`rniga</p>	O`qituvchi-talaba

	<p>predloqlarning mosini qo'ying.</p> <p>15 Test savollarini yeching.</p> <p>16 Mikroguruhlar ishi baholanadi.</p>	15-minut
5- bosqich	<p>Umumiy yakuniy hulosalar chiqarish:</p> <p>Dars davomida o'qituvchi o'z oldiga qo'ygan maqsadiga erishdi.</p> <p>Dars noan'anviy tarzda o'tdi. O'qituvchi talabalarga mustaqil topshiriqlar topshirdi.</p>	O'qituvchi 10-minut

Identiv o'quv maqsadlar:

- 1.1 Ingliz tilidagi can va to be able to oborotini o`rganadi.
- 1.2. Ular ishtirokida gaplar tuza oladi.
- 1.3 Matnga oid so`z va iboralarni yoddan aytib bera oladi.
- 1.4. O`zbekiston bayrog`i haqida ingliz tilida gapirib bera oladi.
- 1.5. Matnni mustaqil o`qib tarjima qila oladi.

Kerakli jihozlar: darslik, luq`at, rasm, internet materiallari.

Ishni bajarish tartibi:

1. Ingliz tilida bir qator fe`llar mavjud bo`lib, ularning leksic ma`nosi ish harakatnibildirmaydi.
2. Modal fe`llar quyidagio`ziga hosliklarga ega:
 - a. Ularning infinitiv va sifatdosh shakli yo`q.
 - b. Ular shahs sonda o`zgarmaydi.
 - c. Ulardan keyingi fe`l to siz infinitivda ishlatiladi.
 - d. Ular ish harakatni ifodalamagani uchunbuyruqqa unday olmaydilar. Shuning uchun buyruq mayliga ega emaslar.
3. Can modal fe`li quyidagi ma`nolarda ishlatiladi.
 - e. Aqliy va jismoniy qobiliyat

He **can** do this work.- U bu ishni *bajara oladi*.

b) ruhsat

You can go home.- Uyga ketishingiz mumkin.

4. "The National Flag of the Republic of Uzbekistan" matnini ifodali o`qiy olish hamda matnga oid so`z va iboralarni o`rganish.


5. Matnni tarjima qila olish va uni so`zlab berish.

6. Yangi so`zlar ishtirokida matnni gapirib berish.

7. Matnga berilgan savollarga javob topa olish.

8. Yangi so`zlar yordamida gaplar tuzish.

can and could



He can play the piano.

■ **can** + infinitive (can do / can play / can come etc.):

positive and negative

I / we / you / they he / she / it	can can't (cannot)	do play come see
--------------------------------------	-------------------------------------	---

question

can	{ I / we / you / they he / she / it	do? play? come? see?
------------	--	---

- I **can play** the piano. My brother **can play** the piano too.

- **Can you swim?** 'Yes, but not very well.'

- '**Can you change** twenty pounds?' 'I'm sorry I can't.'

- Bill and Jenny **can't come** to the party next week

■ In the past (*yesterday / last week* etc.):

can (do)	Could (do)
can't (do)	couldn't (do)

- When I was young, **I could run** very fast.

Mavzuga oid adabiyotlar:

1. N. A. Bonk, "Ingliz tili darsligi". Namangan, 1998.
2. Raymond Murphy . "Essential English Grammar ". Tashkent, 1998.
3. SH. Abdullaev "English in Topics" Toshkent, 2006
4. M. G`apporov " Ingliz tili grammatikasi" Toshkent, 2

Mustaqil ish topshiriqlari:

1 – topshiriq. Can modal fe`li va to be able to oboroti tahlil qilish.

- 1.1. Can modal fe`li va to be able to oboroti haqida ma`lumot bering.
- 1.2. Ular ishtirokida gaplar tuzish.
- 1.3. Modal fe`llar nima uchun to`liqsiz fe`llar deyiladi?
- 1.4. 123- sahifadagi 9-10-11- mashqlarni bajaring.

2 – топширик. " The National Flag of the Republic of Uzbekistan" matnini o`rganish.

- a. Matnga tegishli so`z birikmasi va iboralarni o`rganish.
- b. Matnlarni ona tiliga tarjima qilish.
- c. 10- sahifadagi savollarga javob berish.
- d. Ozbekiston bayrog`ini ingliz tilida tasvirlab berish.
- e. Notanish so`z birikmasi va iboralarni yod olish.

Ushbu topshiriqlar savollariga quyidagi adabiyotlardan javob topasiz:


1. N. A. Bonk, "Ingliz tili darsligi". Namangan, 1998.
2. Raymond Murphy . "Essential English Grammar ". Tashkent, 1998.
3. SH. Abdullaev "English in Topics" Toshkent, 2006
4. M. G`apporov " Ingliz tili grammatikasi" Toshkent, 2008
5. Butaev Z. Inglizsha – o`zbekcha, o`zbekcha-inglizcha lug`at. Toshkent , 2007.

The National Flag of the Republic of Uzbekistan

The flag of our country is a symbol of the sovereignty of the Republic. The national flag of the Republic of Uzbekistan represents the country internationally when official delegations from Uzbekistan visit foreign countries, as well as at conferences, world exhibitions and sports competitions.

The national flag of the Republic of Uzbekistan is a right-angled coloured cloth consisting of three horizontal stripes: blue, white and green.

Blue is a symbol of the sky and water, which are the main sources of life. Mainly blue was the colour of the state flag of Temur. White is the traditional symbol of peace and good luck, as Uzbek say “Oq yo`l”. Green is the colour of nature and new life and good harvest. Two thin red stripes symbolises the newly independent republic. There are twelve stars which represent the 12 provinces in Uzbekistan.



Lesson 12

1. Participle II

2. The National Emblem of the Republic of Uzbekistan

Dars maqsadi:

Sifatdosh va O`zbekiston Respublikasining bayrog`i to`g`risida talabalarda ma`lumot hosil qilish.

Participle II

The National Emblem of the Republic of Uzbekistan

amaliy mashg`ulotining texnologik haritasi.

Bosqich	Bajariladigan ish mazmuni	Amalga oshiruvchi ma`sul
1- bosqich	<p>Dars maqsadi: “The National Emblem of the Republic of Uzbekistan”matnini o`qib tarjima qilish.</p> <p>Identiv maqsadlar: 1.” The National Emblem of the</p>	

	<p>Republic of Uzbekistan” matni haqida tushuncha bera oladi.</p> <p>2. Participle II haqida tushunchaga ega bo`ladi.</p> <p>3. Sifatdosh lini qo`llab mustaqil gaplar tuza oladi.</p>	O`qituvchi
2- bosqich	<p>Asosiy tushunchalar: Can, to be able to, often, to learn, emblem, national, republic.</p> <p>to study, seldom, foreign, always, language, in class</p> <p>Dars shakli: Guruh va mikroguruhlarda ishlash.</p> <p>Vositalar: Tarqatma materiallar, rasmlar, komputer, kitob.</p> <p>Metod va usullar: tushuntirish, amaliy mashq, kitob bilan ishlash, tinglab tushunish.</p>	O`qituvchi-talaba 40-minut
3- bosqich	<p>Guruhda ishlash:</p> <p>1 Matn o`qib tarjima qilinadi.</p> <p>2 Matndagi yangi so`zlar yordamida mustaqil gaplar tuziladi.</p> <p>9 Grammatik mashqlar bajariladi.</p> <p>10 Can va to be able to oborotini qo`llab gaplar tuziladi.</p>	Talaba-o`ituvchi 15-minut
4- bosqich	<p>Mustahkamlash va baholash uchun savollar:</p> <p>17 Siz bayrog`imiz ranglari haqida ta`rif bera olasizmi?</p> <p>18 Bayrog`imizdagi qaysi ramzlar sizga yoqadi?</p> <p>19 Nima uchun?</p> <p>20 Grammatik mashqlarni yeching va nuqtalar o`rniga predloqlarning mosini qo`ying.</p> <p>21 Test savollarini yeching.</p> <p>22 Mikroguruhlar ishi baholanadi.</p>	O`qituvchi-talaba 15-minut
5- bosqich	<p>Umumiy yakuniy hulosalar chiqarish:</p> <p>Dars davomida o`qituvchi o`z oldiga qo`ygan maqsadiga erishdi.</p> <p>Dars noananviy tarzda o`tdi. O`qituvchi talabalarga mustaqil topshiriqlar topshirdi.</p>	O`qituvchi 10-minut

Identiv o`quv maqsadlar:

1.1. Sifatdosh to`g`risida ma`lumot bera oladi.

1.2. Ular ishtirokida gaplar tuza oladi.

1.5 “The National Emblem of the Republic of Uzbekistan”matni haqida ma`lumot bera oladi.

- 1.6. Matnga oid soʻz va iboralarni yoddan aytib bera oladi.
- 1.4. Oʻzbekiston gerbi haqida ingliz tilida gapirib bera oladi.
- 1.5. Matnni mustaqil oʻqib tarjima qila oladi.

Kerakli jihozlar: darslik, luqʻat, rasm, internet materiallari.

Ishni bajarish tartibi:

- 1.1. Sifatdosh toʻgʻrisida maʼlumot bera oladi.
- 1.2. Sifatdosh feʼl negiziga -ing qoʻshish bilan yasalishi, unda sifatlik va feʼllik hususiyatlari borligini tushuntira oladi.
- 1.3. Sifatdosh 1 gapda aniqlovchi va hol vazifasida kelishi, oʻzbek tiliga feʼl negiziga – yotgan, -digan, -ib, -gach qoʻshimchalari qoʻshilib tarjima qilinishini ayta oladi.
- 1.4 Sifatdosh II toʻgʻri feʼldan yasalsa, feʼl negiziga –d yoki –ed qoʻshimchasi qoʻshilishi (to ask- asked-asked, to like – liked, -liked), notoʻgʻri feʼllarda oʻzak oʻzgarishi (to see - saw - seen), gapda aniqlovchi va hol vazifalarini bajara olishini bilish va unga misollar keltirish.
- 1.5. Hozirgi va oʻtgan zamon sifatdoshlarini gapda toʻgʻri ishlata olish va ularni oʻzbek tiliga tarjima qilish.
- 1.6. “The National Emblem of the Republic of Uzbekistan”matni haqida maʼlumot bera oladi.
- 1.7. Matnga oid soʻz va iboralarni yoddan aytib bera oladi.
- 1.8. Matnni mustaqil oʻqib tarjima qila oladi.

Mavzuga oid adabiyotlar:

1. N. A. Bonk, “Ingliz tili darsligi”. Namangan,1998.
2. Raymond Murphy .“Essential English Grammar “.Tashkent, 1998.
3. SH. Abdullaev “English in Topics” Toshkent, 2006
4. M. Gʻaprovov “ Ingliz tili grammatikasi” Toshkent, 2

Mustaqil ish topshiriqlari:

1 – topshiriq. Sifatdosh II ni tahlil qilish.

- 1.1. Sifatdosh II haqida maʼlumot bering.
- 1.2. Ular ishtirokida gaplar tuzish.
- 1.3. Sifatdosh II feʼl negiziga qanday qoʻshimchalar qoshiladi?

1.4.133- sahifadagi 8-9- mashqlarni bajaring.

2 – топширик. " The National Emblem of the Republic of Uzbekistan" matnini o`rganish.

1.1 Matnga tegishli so`z birikmasi va iboralarni o`rganish.

1.2 Matnlarni ona tiliga tarjima qilish.

1.3 11- sahifadagi savollarga javob berish.

1.4 Ozbekiston gerbini ingliz tilida tasvirlab berish.

1.5 Notanish so`z birikmasi va iboralarni yod olish.

Ushbu topshiriqlar savollariga quyidagi adabiyotlardan javob topasiz:

1. N. A. Bonk, "Ingliz tili darsligi". Namangan, 1998.

2. Raymond Murphy . "Essential English Grammar ". Tashkent, 1998.

3. SH. Abdullaev "English in Topics" Toshkent, 2006

4. M. G`apporov " Ingliz tili grammatikasi" Toshkent, 2008

5. Butaev Z. Inglizsha – o`zbekcha, o`zbekcha-inglizcha lug`at.

Toshkent , 2007.

The National Emblem of the Republic of Uzbekistan

The new state emblem of the Republic of Uzbekistan was created to reflect the many centuries of experience of the Uzbek.

The state emblem of the Republic of Uzbekistan presents the image of the rising sun over a flourishing valley. Two rivers run through the valley, representing the Sir-Darya and Amu-Darya. The emblem is bordered by wheat on the right side and branches of cotton with opened cotton bolls on the left side.

An eight –pointed star is located at the top of the emblem, symbolising the unity and confirmation of the Republic. The crescent and star inside the eight-pointed star are the sacred symbols of Islam. The mythical bird Semurg with outstretched wing is placed in the centre of the emblem as the symbol of the national renaissance. The entire composition aims to express the desire of the Uzbek people for peace, happiness and prosperity. At the bottom of the emblem is inscribed the word "Uzbekistan" written in Uzbek on a ribbon in the national colours of the flag of the Republic.



Modul bo'yicha yakuniy hulosalar:

1.1 Predlog deb ot yoki oloshning gapdagi boshqa so'zlarga munisabatini ko'rsatuvchi yordamchi so'larga aytiladi.

1.2 . Ingliz tilida kelishik qo'shimchalar yo'qligi uchun ular ko'p hollarda o'zbek tilidagi kelishik qo'shimchalari vazifasini bajaradi:

He lives in London.- U Londonda yashaydi

He is sitting under the tree. - U darah ostida o'tiribdi

1.3. Sifatdosh fe'l negiziga -ing qo'shish bilan yasalishi, unda sifatlik va fe'llik hususiyatlari borligini tushuntira oladi.

1.4. Sifatdosh 1 gapda aniqlovchi va hol vazifasida kelishi, o'zbek tiliga fe'l negiziga – yotgan, -digan, -ib, -gach qo'shimchalari qo'shilib tarjima qilinishini ayta oladi.

1.5. Sifatdosh II to'g'ri fe'ldan yasalsa, fe'l negiziga –d yoki –ed qo'shimchasi qo'shilishi (to ask- asked-asked, to like – liked, -liked), noto'g'ri fe'llarda o'zak o'zgarishi (to see - saw - seen), gapda aniqlovchi va hol vazifalarini bajara olishini bilish va unga misollar keltirish.

1.6. Can modal fe'li quyidagi ma'nolarda ishlatiladi.

f. Aqliy va jismoniy qobiliyat

He **can** do this work.- U bu ishni **bajara oladi**.

1.7. "My sister`s flat" matnida o'pchasining kvartirasi necha honadan iboratligini, qulayligini, barcha sharoitlar etarli ekanligi haqida ma'lumot oladi.

1.8." The National Flag of the Republic of Uzbekistan" matnida talaba O'zbekistonning bayrog'i haqida gapirib bera oladi.

1.9."The National Emblem of the Republic of Uzbekistan" matnida talabalar O'zbekiston gerbi to'g'risida tayanch so'z va iboralarni ishlatib hikoya tuza oladi ularni gapirib bera oladi.

Nazorat savollari:

I. Yangi so'zlardan foydalanib savollarga javob bering.

1. Are you married?
2. Do you live in a house or a block, of flats?
3. Which floor is your flat on?
4. Is your flat comfortable? How many rooms are there in it?
5. Have you got a dining-room?
6. What is there in your dining-room (bedroom, study)?
7. What is there in the middle (in the corner) of your dining-room?
8. Is the table in the middle of your dining-room or in the corner?
9. Do you like flowers? Are there usually many flowers in your flat?
10. Do you like music?
11. Have you got a piano?
12. Can you play the piano?
13. When did you play the piano?
14. When do you usually play it?
15. Who else can play the piano in your life?
16. Have you got a telephone?
17. Is it in the living-room or the study?
18. Which of your family likes to speak on the telephone?
19. Do you usually discuss things with your friends on the telephone_or when you see them?
20. What kind of TV set have you got?
21. Do you like watching TV?
22. When did you last watch TV? What did you see?
23. Do you like seeing new films on TV?
24. What else can we see on TV?
25. Where do your family usually sit when they watch TV? (On the sofa or the chairs? Which of them likes sitting in an (the) arm-chair?
26. Have you got a good radio set? How often do you use it?
27. How often do you listen to the radio?
28. What can we hear on the radio?
29. Do you think that the radio helps you to learn English?

II. Can modal fe'lining ishlatilishiga e'tibor berib savollarga javob bering.

1. Which of you can ski (skate, play volleyball, football, tennis, chess)?
2. How well can you ski (skate)?
3. Can your child walk (read, write)? Who teaches him (her) to read and write?
4. How well can he (she) walk (read, write)?
5. Can I open the window?
6. Can I have your pen for a minute (your text-book, newspaper)? ;
7. Can I speak to you before or after classes?
8. When can we go to the cinema?
9. Can we go to the cinema today?
10. Which days can you usually go to the cinema or theatre?

11. Where can we get some English journals?
12. What can you see in this room?
13. How many foreign languages could you speak last year?
14. How many foreign languages can you speak now?
15. How well can you speak them?
16. Were you able to go to the cinema (theatre) last night?
17. Are you able to walk 50 kilometres a day?
18. Are you able to ski all day long?
19. How many kilometres are you able to walk a day (to ski a day

III. Quyidagilarni tarjima qiling:

1. Bizning shaxrimizda ko'plab maktablar va beshta institut bor.
2. O'tagan yili bizning sinfimizda yigirmata o'quvchi bor edi, hozir esa faqat o'n beshta.
3. Anav stol (usti)da ko'p jurnallar bormi? - Yo'q, -faqat ikkita.
4. Bu xonada ikkita deraza bor..
5. Anavi stol (usti)da qaysi kitoblar turibdi? - uning ustida o'zbek va ingliz tilidagi kitoblar turibdi.
6. Zavodimizda ko'p muhandislar bor.
7. Bu stol ustida (hech qanaqa) daftar yo'q.
8. Sinfimingizda nechta o'g'il bola va nechta qiz bola bor? - O'n ikkita o'g'il bola va sakkizta qiz bola.
9. Besh yil oldin uyimiz oldida maktab bo'lmagan, hozir esa bu yerda katta yangi maktab bor
10. Stolim ustida qiziqarli kitob bor Stol ustida qiziqarii kitob bor.
11. Uning diktantida xatolar yo'q. Bu diktantda xatolar yo'q.
12. Bu yerda ko'p qiziqarli maqolalar bor. Unda (qizda) bu yerda ko'p qiziqarli maqolalar bor.
13. Bu sinfda qizlar oz. Ularning sinfida qizlar oz.
14. 1- Uyimizdan uzoq bo'lmagan joyda yangi maktab bor. Yangi maktab uyimizdan uzoqda emas.
15. Shahar markazida teatr bor. Teatr shahar markazida (joylashgan),
16. Xato beshinchi gapda. Beshinchi gapda xato bor.
17. Jumal stol ustida (yotibdi). Anavi stolda hech qanday jurnal yo'q.
18. Bu darsda grammatik mashqlar kam. Yangi grammatik qoidalar o'ninchi sahifada.
19. Bu matnda yangi so'zlar bor. Yangi so'zlar doskada.

VII. Quyidagi so`z va iboralani ishlatib, hikoya tuzing.

1. Comfortable
2. a block of flats
3. a house
4. a floor
5. March
6. Several
7. a picture
8. a study
9. a bedroom
10. a sitting-room
11. a dining-room

12. a living-room
13. to use
14. a kitchen
15. a bathroom
16. can

VIII. So`z va birikmalarni tarjima qiling:

1. to be able to
2. square
3. round
4. in the middle
5. of a flower
6. an arm-chair
7. a corner
8. in the corner
9. at the corner
10. a piano
11. to play the piano
12. music
13. right
14. to (on) the right
15. open
16. closed

Tavsiya qilingan adabiyotlar:

1. N. A. Bonk, "Ingliz tili darsligi". Namangan, 1998.
 2. Raymond Murphy . "Essential English Grammar ". Tashkent, 1998.
 3. SH. Abdullaev "English in Topics" Toshkent, 2006
 4. M. G`apporov " Ingliz tili grammatikasi" Toshkent, 2008
 5. Vlasova Z. N. Inhlizcha-ruscha luq`at Moskva, 1964
- .

Modul- V

LESSON 13

1. “At the library”

2. The Future IndefiniteTense

Dars maqsadi:

Oddiy Kelasi Zamon Fe`li va At the library matni to`g`risida talabalarda ma`lumot hosil qilish.

“At the library”

The Future IndefiniteTense

amaliy mashg`ulotining texnologik haritasi.

Bosqich	Bajariladigan ish mazmuni	Amalga oshiruvchi ma'sul
1- bosqich	Dars maqsadi: “At the library” matnini o`qib tarjima qilish. Identiv maqsadlar: 1.” At the library” matni haqida tushuncha bera oladi. 2. The Future IndefiniteTense haqida tushunchaga ega bo`ladi. 3. Kelasi zamoni qo`llab mustaqil gaplar tuza oladi.	O`qituvchi
2- bosqich	Asosiy tushunchalar: Shall, will, often, to learn, library, literature, to read. to study, seldom, foreign, always, language, in class Dars shakli: Guruh va mikroguruhlarda ishlash. Vositalar: Tarqatma materiallar, rasmlar, komputer, kitob. Metod va usullar: tushuntirish, amaliy mashq, kitob bilan ishlash, tinglab tushunish.	O`qituvchi-talaba 40-minut
3- bosqich	Guruhda ishlash: 1 Matn o`qib tarjima qilinadi. 2 Matndagi yangi so`zlar yordamida mustaqil gaplar tuziladi.	Talaba-

	11 Grammatik mashqlar bajariladi. 12 Can va tobe able to oborotini qo`llab gaplar tuziladi.	o`qituvchi 15-minut
4- bosqich	Mustahkamlash va baholash uchun savollar: 23 Siz bayrog`imiz ranglari haqida ta`rif bera olasizmi? 24 Bayrog`imizdagi qaysi ramzlar sizga yoqadi? 25 Nima uchun? 26 Grammatik mashqlarni yeching va nuqtalar o`rniga predloglarning mosini qo`ying. 27 Test savollarini yeching. 28 Mikroguruhlar ishi baholanadi.	O`qituvchi- talaba 15-minut
5- bosqich	Umumiy yakuniy hulosalar chiqarish: Dars davomida o`qituvchi o`z oldiga qo`ygan maqsadiga erishdi. Dars noananviy tarzda o`tdi. O`qituvchi talabalarga mustaqil topshiriqlar topshirdi.	O`qituvchi 10-minut

Identiv o`quv maqsadlar:

- 1.1. Kelasi zamon to`g`risida ma`lumot bera oladi.
- 1.2. Ular ishtirokida gaplar tuza oladi.
- 1.5 “At the library”matni haqida ma`lumot bera oladi.
- 1.6. Matnga oid so`z va iboralarni yoddan aytib bera oladi.
- 1.4. O`zbekistondagi kutubhonalalar haqida ingliz tilida gapirib bera oladi.
- 1.5. Matnni mustaqil o`qib tarjima qila oladi.

Kerakli jihozlar: darslik, luq`at, rasm, internet materiallari.

Ishni bajarish tartibi:

- 1.1. Oddiy Kelasi Zamon to`g`risida ma`lumot bera oladi.
- 1.2. Yasalishi KZOning darak gap shakli 1 shahs birlik va ko`plik uchun –shall, II,III shahs birlik va ko`plok uchun will ko`makchi fe`llarib va fe`lning to siz infinitiv shakli bilan yasalishini tushuntira oladi.

1.3. So`roq shaklida shall (will) ko`makchi fe`llari egadan oldinda keladi: When shall we begin working? – Qachon ishlashni boshlaymiz?

1.4 KZO asosan quyidagi hollarda ishlatiladi:

a) Ish harakatni tabiiy bo`lib o`tish vaqtini ko`rsatish uchun.

The winter holidays will begin on the 25 th of January this year.

Bu yil kishki ta`til 25 yanvarda boshlanadi.

b) Ma`lum shart-sharoitlarda bo`lib o`ladigan ish harakatlarni ifodalashda. Ko`pincha bu shart-sharoit payt va shart ergash gapda if, when va boshqa bog`lovchilar bilan birga keladi. Payt va shart ergash gapning o`zida hech qachon KZO ishlatilmasligini tushuntirish va ular ishtirokida gaplar tuzish.

1.5. “At the library”matni haqida ma`lumot bera oladi.

1.6. Matnga oid so`z va iboralarni yoddan aytib bera oladi.

1.7. Matnni mustaqil o`qib tarjima qila oladi.

Mavzuga oid adabiyotlar:

1. N. A. Bonk, “Ingliz tili darsligi”. Namangan,1998.

2. Raymond Murphy .“Essential English Grammar “.Tashkent, 1998.

3. SH. Abdullaev “English in Topics” Toshkent, 2006

4. M. G`apporov “ Ingliz tili grammatikasi” Toshkent, 2

Mustaqil ish topshiriqlari:

1 – topshiriq. Oddiy Kelasi Zamoni tahlil qilish.

1.1. Oddiy Kelasi Zamon haqida ma`lumot bering.

1.2. Oddiy Kelasi Zamon ishtirok etgan 10 ta gap tuzish.

1.3. Kelasi zamoni ifodalovchi barcha shakllarni necha guruhga ajratish mumkin?

1.4. 153- sahifadagi 5-6- mashqlarni bajaring.

2 – топширик. “At the library” matnini o`rganish.

1.3 Matnga tegishli so`z birikmasi va iboralarni o`rganish.

1.4 Matnlarni ona tiliga tarjima qilish.

- 1.5 155- sahifaдаги savollarga javob berish.
- 1.6 Ozbekistondagi kutubxonalar to`g`risida ingliz tilida ma`lumot bering.
- 1.7 Notanish so`z birikmasi va iboralarni yod olish.

Ushbu topshiriqlar savollariga quyidagi adabiyotlardan javob topasiz:

1. N. A. Bonk, "Ingliz tili darsligi". Namangan, 1998.
2. Raymond Murphy . "Essential English Grammar ". Tashkent, 1998.
3. SH. Abdullaev "English in Topics" Toshkent, 2006
4. M. G`apporov " Ingliz tili grammatikasi" Toshkent, 2008
5. Butaev Z. Inglizsha – o`zbekcha, o`zbekcha-inglizcha lug`at. Toshkent , 2007.

AT THE LIBRARY

We 'all 'learn foreign languages in our office. There's a library of foreign literature near us. We like to read books in foreign languages, so we 'often go there. There are 'always a lot of people there. 'Comrade Smir'nova goes to the 'library, too, because she 'hasn't 'got English books at home. She's in the 'library now.

Smirnova: 'Good morning.

Librarian: 'Good morning.

Smirnova; Have you 'got any interesting 'English books?

Librarian: Yes, we have some. Which 'English written d'you like?

Smirnova: I 'like Dickens. I've read a lot of books by Dickens.

Librarian: Did you read them in English or in Uzbek?

Smir'nova: I 'read them in Uzbek in my childhood. I 'didn't know English then

Librarian: 'When did you be'gin learning English?

Smir'nova: 'Two years ago.

Librarian: Then 'don't 'take any 'books by Dickens now. They are 'too difficult for you. 'Take a 'book by Oscar Wilde or 'Jack London. Their books are easy

Smir'nova: 'All right. Please 'show me some 'books by Oscar Wilde, but 'don't 'bring "The Picture of Dorian Gray". I've 'just read it.

(The librarian goes away and 'soon 'comes back.)

Librarian: I'm 'very sorry, but we 'haven't 'got any 'books by Oscar Wilde in at the moment. I advice you to take a 'book by Jack London 'Shall I 'get you " Martin Edin or "White Fang"?

Smir'nova: 'Please 'give me ""White Fang".

Librarian: Here it is.

Smir nova: 'Thank you very much.

(The 'student takes the book and leaves the library.)



Lesson 14.

1. My Week-End

2. There is (there are) oboroti HZO va O'ZO da qo'llanilishi

Ajratilgan vaqt – 4 soat

Dars maqsadi:

There is (there are) oboroti HZOda va O'ZOda qo'llashni o'rgatish. There is (there are) oborotini gapda qo'llashda zamonlarga e'tibor berish kerakligini tushuntirish. There is (there are) oborotiga zamonlarga moslab gaplar tuzish.

My Week-End

There is (there are) oboroti HZO va O'ZO da qo'llanilishi mavzusidagi amaliy mashg'ulotning texnologik haritasi.

Bosqich	Bajariladigan ish mazmuni	Amalga oshiruvchi ma'sul
1- bosqich	<p>Dars maqsadi: There is (there are) oboroti HZO va O'ZO da qo'llanilishi o'rganish.</p> <p>Identiv maqsadlar: 1. There is (there are) oboroti HZO va O'ZO da qo'llay oladi,</p> <p>2. There is (there are) oboroti ishtirokida gaplar tuza oladi.</p>	O'qituvchi
2- bosqich	<p>Asosiy tushunchalar: to be able to, square, round, in the middle, of a flower, an arm-chair, a corner.</p> <p>Dars shakli: Guruh va mikroguruhlarda ishlash.</p> <p>Vositalar: Tarqatma materiallar, rasmlar, komputer, kitob.</p> <p>Metod va usullar: tushuntirish, amaliy mashq, kitob bilan ishlash, tinglab tushunish.</p>	O'qituvchi-talaba 40-minut
3- bosqich	<p>Guruhda ishlash:</p> <ul style="list-style-type: none"> i) Matn o'qib tarjima qilinadi. j) Matndagi yangi so'zlar yordamida mustaqil gaplar tuziladi. k) Grammatik mashqlar bajariladi. l) Rasmlarda keltirilgan is harakatlardan . there is (there are) oboroti HZO va O'ZOni qo'llab gap tuziladi. 	Talaba-o'qituvchi 15-minut
4- bosqich	<p>Mustahkamlash va baholash uchun savollar:</p> <ul style="list-style-type: none"> 15. Xonangizdagi jixozlarni nomini ayting 16. Do'stingizni xonadoni haqida haqida nima deya olasiz? 17. Grammatik mashqlarni yeching va nuqtalar urniga quyidagi suzlarni qo'ying. 18. Test savollarini yeching. 19. Mikroguruhlar ishi baholanadi. 	O'qituvchi-talaba 15-minut
5- bosqich	<p>Umumiy yakuniy hulosalar chiqarish:</p> <p>Dars davomida o'qituvchi o'z oldiga qo'ygan maqsadiga erishdi.</p>	

a) Stol ustida gazeta yotibdi degan gap bilan b) Gazeta stol ustida degan gapni farqi shundaki, a - gapda avvaldan ma'lum joydan predmetga o'tilyapti. Bu ingliz tilida there is (are) aboroti bilan beriladi b- gapda esa avvaldan ma'lum predmet qayerda turganligi aytilyapti, ya'ni predmetdan joyga o'tilyapti Bu yerda to be fe'li ishlatiladi

Taqqoslang

Avvaldan ma'lum	Joy	Predmet
Masalan	There is a newspaper on the table	The newspaper is on the table
Savollari	What is there on the table? Nima stol ustida?	Where is the newspaper? Gazeta qayerda?

Shuning uchun there is (are) aborotiga where? So'roq olmoshi bilan savol berib bo'lmaydi, chunki there is (are) aborotida joy avvaldan doim ma'lum bo'lishi kerak.

1. 4. Bu aborotni O'ZOdagi shakli there was (were)

There was a pen here, but I don't see it. Bu yerda ruchka bor edi, biroq men uni ko'rmayapman.

There were books here Have you got them? Bu yerda kitoblar bor edi Ular sizdami?

1.5. There is (are) aboroti tarkibidagi there - u yerda degan ma'noni bermaydi. U yerda so'zini berish uchun, biz gapning oxirida yana bitta there so'zini ishlatishimiz kerak.

There were a lot of students there. U yerda talabalar ko'p edi

1.6. To be so'roq gapda there dan oldinga o'tadi.

Is there a map in your room?

Xonangizda xarita bormi?

Were there many mistakes in his homework?

Uning uy vazifasida xatolar ko'pmi?

Egaga savol berilganda what? so'roq olmoshi ishlatilib gapning egasi bo'lib keladi

What is there for supper tonight? Bu kechki ovqatga nima bor?

1.7. there is oborotning bo'lishsiz shaklida to be dan keyin not inkor yuklamasi keladi.

Og'zaki nutqda bo'lishsiz shakllarining hozirgi zamonda: there isn't [iznt], there aren't [a:nt], o'tgan zamonda there wasn't [woznt], there weren't [wə:nt] kabi qisqa shakllari ishlatiladi.

There isn't a book in my bag. Sumkamda kitob yo'q.

1.8" **My Week-End**" matnini ravon o'qiy olish.

1.9 Matnga oid yangi so'zlarni organish.

1.10. Matnni tarjima qila olish va uni so'zlab berish.

1.11. Yangi so'zlarni yozilishini bilish.

1.12. Matnga berilgan savollarga javob topa olish.

1.13. Yangi so'zlar yordamida jumla va gaplar tuzish.

Kerakli adabiyotlar:

1. N. A. Bonk, "Ingliz tili darsligi". Namangan, 1998.
2. Raymond Murphy. "Essential English Grammar". Tashkent, 1998.
3. SH. Abdullaev "English in Topics" Toshkent, 2006
4. M. G'apurov "Ingliz tili grammatikasi" Toshkent, 2009

Mustaqil ish topshiriqlari:

1 – topshiriq. There is, there are oborotini tahlil qilish.

- 1.1. There is, there are oborotini haqida ma'lumot bering.
- 1.2. There is, there are oboroti ishtirok etgan 10 ta gap tuzish.
- 1.3. There is, there are oborotini bo'lishsiz shaklini tushuntirib bering.
- 1.4. 121-122- sahifadagi 1-2-4-5-6- mashqlarni bajaring.

2 – топширик. "My Week-End" matnini o'rganish.

- 1.8 Matnga tegishli so'z birikmasi va iboralarni o'rganish.
- 1.9 Matnlarni ona tiliga tarjima qilish.
- 1.10 125- sahifadagi savollarga javob berish.
- 1.11 Mening dam olish kunim to'g'risida ingliz tilida hikoya tuzib gapirib bering.
- 1.12 Notanish so'z birikmasi va iboralarni yod olish.

MY LAST WEEK-END

A week ago my friend Boris Klimov. I came to Moscow from Leningrad. On Saturday he came to see me and my family. We decided to spend the week-end together and Klimov stayed with us till Monday.

We woke up late on Sunday. We got up at 5 nine o'clock, washed and dressed. Then we had breakfast "What do you usually do on Sunday? Boris asked us at table.

"We often go to the country, my wife answered. Sometimes we go to the theatre or the cinema.

"Do you often go to Central Park?" he asked again.

"We went there last month. It is a very nice park. We like it very much. Do you want to go there, Boris?

Oh, I'd love to. The weather's very nice today."

We went to the park with our children.. We asked and the children played with their little friends.

We came home at two o'clock. Boris and I played chess after dinner and we went to the cinema in the evening. The film was interesting and not very long. It began at seven o'clock and it was over by night. We didn't want to go home so early and went to see my parents.

They were very glad to see us and we had supper together.

We got home ate, but we didn't go to bed at once. Boris wrote two letters to our friends in Leningrad and send them to us.

We went to bed at twelve o'clock.



Lesson15

1. Telephone Conversation
2. Bo`lishsiz so`roq gaplar

Dars maqsadi:

Bo`lishsiz so`roq gaplar, the, if, when, because bog`lovchilari bilan kelishuv ergash gaplar to`g`risida talabalarda ma`lumot hosil qilish.

Telephone Conversation

Bo`lishsiz so`roq gaplar, the, if, when, because bog`lovchilari bilan kelishuv ergash gaplar amaliy mashg`ulotining texnologik haritasi.

Bosqich	Bajariladigan ish mazmuni	Amalga oshiruvchi ma`sul

1- bosqich	<p>Dars maqsadi: “Telephone Conversation ”matnini o’qib tarjima qilish.</p> <p>Identiv maqsadlar: 1.” Telephone Conversation” matni haqida tushuncha bera oladi.</p> <p>2. Participle II haqida tushunchaga ega bo`ladi.</p> <p>3. Sifatdosh lini qo`llab mustaqil gaplar tuza oladi.</p>	O’qituvchi
2- bosqich	<p>Asosiy tushunchalar: Can, to be able to, often, to learn, emblem, national, republic.</p> <p>to study, seldom, foreign, always, language, in class</p> <p>Dars shakli: Guruh va mikroguruhlarda ishlash.</p> <p>Vositalar: Tarqatma materiallar, rasmlar, komputer, kitob.</p> <p>Metod va usullar: tushuntirish, amaliy mashq, kitob bilan ishlash, tinglab tushunish.</p>	O’qituvchi-talaba 40-minut
3- bosqich	<p>Guruhda ishlash:</p> <p>1 Matn o’qib tarjima qilinadi.</p> <p>2 Matndagi yangi so’zlar yordamida mustaqil gaplar tuziladi.</p> <p>3 Grammatik mashqlar bajariladi.</p> <p>4 Can va to be able to oborotini qo`llab gaplar tuziladi.</p>	Talaba-o’qituvchi 15-minut
4- bosqich	<p>Mustahkamlash va baholash uchun savollar:</p> <p>29 Siz bayrog`imiz ranglari haqida ta`rif bera olasizmi?</p> <p>30 Bayrog`imizdagi qaysi ramzlar sizga yoqadi?</p> <p>31 Nima uchun?</p> <p>32 Grammatik mashqlarni yeching va nuqtalar o`rniga predloqlarning mosini qo`ying.</p> <p>33 Test savollarini yeching.</p> <p>34 Mikroguruhlar ishi baholanadi.</p>	O’qituvchi-talaba 15-minut
5- bosqich	<p>Umumiy yakuniy hulosalar chiqarish:</p> <p>Dars davomida o’qituvchi o’z oldiga qo’ygan maqsadiga erishdi.</p> <p>Dars noananviy tarzda o’tdi. O’qituvchi talabalarga mustaqil topshiriqlar topshirdi.</p>	O’qituvchi 10-minut

Identiv o'quv maqsadlar:

- 1.1. Bo'lishsiz so'roq gaplar, the, if, when, because bog'lovchilari bilan kelishuv ergash gaplar to'g'risida ma'lumot bera oladi.
- 1.2. Ular ishtirokida gaplar tuza oladi.
- 1.5. "Telephone Conversation" matni haqida ma'lumot bera oladi.
- 1.6. Matnga oid so'z va iboralarni yoddan aytib bera oladi.
- 1.4. O'zbekiston gerbi haqida ingliz tilida gapirib bera oladi.
- 1.5. Matnni mustaqil o'qib tarjima qila oladi.

Kerakli jihozlar: darslik, luq'at, rasm, internet materiallari.

Ishni bajarish tartibi:

- 1.1. Bo'lishsiz so'roq gaplar, the, if, when, because bog'lovchilari bilan kelishuv ergash gaplar to'g'risida ma'lumot berib ular ishtirokida gaplar tuza oladi.
- 1.2. Mahsus so'roq gaplarning bo'lishsiz shakli not inkor yuklamasi bilan yasashini tushuntirish. Not ko'pincha egadan oldin keluvchi ko'makchi yoki modalfe'l bilan birikib keladi.
Why don't you know your lessons?- Nima uchun siz darsga tayyor emassiz?
- 1.3. Umumiy so'roq gapning bo'lishsiz shakli ajablanish ma'nosini beradi. O'zbek tiliga nahotki, hali deb tarjima qilinadi
Didn't you know about the meeting? – Nahotki yig'ilish haqida bilmagan bo'lsangiz?
- 1.4. Qo'shma gaplar bosh va ergash gapdan iborat bo'ladi. Ergash gap bosh gapni izohlab, u bilan bog'lovchilar yordamida birikadi.
- 1.5. Agar bosh va ergash gaplarning egasi bir bo'lsa, rus va o'zbek tillarida ergash gapda ham ega kelishi shart.
He writes that he is coming to Moscow. –U Moskvaga kelishini yozadi.
- 1.6. "Telephone Conversation" matni haqida ma'lumot bera oladi.
- 1.7. Matnga oid so'z va iboralarni yoddan aytib bera oladi.
- 1.8. Matnni mustaqil o'qib tarjima qila oladi.

Mavzuga oid adabiyotlar:

1. N. A. Bonk, "Ingliz tili darsligi". Namangan, 1998.
2. Raymond Murphy . "Essential English Grammar ". Tashkent, 1998.
3. SH. Abdullaev "English in Topics" Toshkent, 2006
4. M. G`apporov " Ingliz tili grammatikasi" Toshkent, 2

Mustaqil ish topshiriqlari:

1 – topshiriq. . Bo`lishsiz so`roq gaplar, the, if, when, because bog`lovchilari bilan kelishuv ergash gaplar ni tahlil qilish.

- 1.1. **the, if, when, because bog`lovchilari** haqida ma`lumot bering.
- 1.2. Ular ishtirokida gaplar tuzish.
- 1.3. **Bo`lishsiz so`roq gaplarni yasalişini tushuntiring.**
- 1.4. 145- sahifadagi 5-6- mashqlarni bajaring.

2 – топширик. "Telephone Conversation" matnini o`rganish.

- 1.13 Matnga tegishli so`z birikmasi va iboralarni o`rganish.
- 1.14 Matnlarni ona tiliga tarjima qilish.
- 1.15 141- sahifadagi 1-2- mashqlarni bajaring.
- 1.16 Ingliz tilida telefonda suhbatlashishni o`rganish.
- 1.17 Notanish so`z birikmasi va iboralarni yod olish.

Ushbu topshiriqlar savollariga quyidagi adabiyotlardan javob topasiz:

1. N. A. Bonk, "Ingliz tili darsligi". Namangan, 1998.
2. Raymond Murphy . "Essential English Grammar ". Tashkent, 1998.
3. SH. Abdullaev "English in Topics" Toshkent, 2006
4. M. G`apporov " Ingliz tili grammatikasi" Toshkent, 2008
5. Butaev Z. Inglizsha – o`zbekcha, o`zbekcha-inglizcha lug`at. Toshkent , 2007.

A TELEPHONE CONVERSATION

Ann: Hallo, is 'that you. Mary? How we you? Why didn't you 'go to classes yesterday"?

Mary: Hallo, Ann I`felt very ill yeserday I`couldn`t even 'get up

Ann : "What was the matter with you?"

Mary :I 'don't know, I haven't 'seen the 'doctor yet I had a 'high temperature

Ann :'Can you' go to the 'Institute to day?

Mary: No, I'm a'frald can't The 'doctor's 'coming 'this morning I 'teel should stay in 'bed for a few days I'm very 'sory I 'have to miss 'several lectures

Ann: That's 'all right You 'mustn't 'come if you are ill You should 'certainly 'stay in bed You can 'have my hotes if you like 'Can I 'come to see you today?

Mary: Certainly 'Please 'comes 'round 'after classes.

Ann: I'm sor ly but have to 'go to the library after classest to 'get some books for my talk

Mary: Don't goes to the library I've 'got a lot of 'interesting 'books at Cornel You can'take any of them.

Ann: 'All ringht 'Can I'get to your 'place by the 4I tram?

Mary: 'Yes, bul don't come by tram There's a 'new 'underground station' 'near my house now It 'takes me fifteen minutes to 'get to the 'Institute by underground

Ann: 'Very good and 'now must 'hurry to the Institute 'See you later.

Mary: Till 'this evening then I Don't for'get to bring me your notes 'Ring Me' up if you can come



Lesson16

1. “A letter to a friend”

2. Aniqlovchi ergash gaplar Till, as soon as, before, after, while bog`lovchilari bilan keluvchi ergash gaplar

Dars maqsadi: “A letter to a friend “

Aniqlovchi ergash gaplar, Till, as soon as, before, after, while, bog`lovchilarini tushuntirish.

“A letter to a friend”

Aniqlovchi ergash gaplar. Till, as soon as, before, after, while, bog`lovchilari bilan keluvchi ergash gaplar amaliy mashg`ulotining texnologik haritasi.

Bosqich	Bajariladigan ish mazmuni	Amalga oshiruvchi ma'sul
1- bosqich	<p>Dars maqsadi: “A letter to a friend” matnini o`qib tarjima qilish.</p> <p>Identiv maqsadlar: 1.” A letter to a friend” matni haqida tushuncha bera oladi.</p> <p>2. “A letter to a friend ” matnini yoddan ayta oladi.</p> <p>3. Aniqlovchi ergash gaplar haqida tushunchaga ega bo`ladi</p>	O`qituvchi
2- bosqich	<p>Asosiy tushunchalar: First, often, to learn, not often, to study, seldom, foreign, always, language, in class</p> <p>Dars shakli: Guruh va mikroguruhlarda ishlash.</p> <p>Vositalar: Tarqatma materiallar, rasmlar, komputer, kitob.</p> <p>Metod va usullar: tushuntirish, amaliy mashq, kitob bilan ishlash, tinglab tushunish.</p>	O`qituvchi-talaba 40-minut
3- bosqich	<p>Guruhda ishlash:</p> <p>1 Matn o`qib tarjima qilinadi.</p> <p>2 Matndagi yangi so`zlar yordamida mustaqil gaplar tuziladi.</p> <p>15 Grammatik mashqlar bajariladi.</p> <p>16 Noaniq zamon ravishlarini qo`llab gap tuziladi.</p>	Talaba-o`qituvchi 15-minut
4- bosqich	Mustahkamlash va baholash uchun savollar:	

	<p>35 Siz qanday horijiy tillarni bilasiz?</p> <p>36 Tili o'rganilayotgan mamlakat haqida qanday ma'lumotga egasiz?</p> <p>37 Grammatik mashqlarni yeching va nuqtalar o'rniga predloqlarning mosini qo'ying.</p> <p>38 Test savollarini yeching.</p> <p>39 Mikrogruphlarni ishi baholanadi.</p>	<p>O'qituvchi-talaba</p> <p>15-minut</p>
5- bosqich	<p>Umumiy yakuniy hulosalar chiqarish:</p> <p>Dars davomida o'qituvchi o'z oldiga qo'ygan maqsadiga erishdi.</p> <p>Dars noan'anviy tarzda o'tdi. O'qituvchi talabalarga mustaqil topshiriqlar topshirdi.</p>	<p>O'qituvchi</p> <p>10-minut</p>

Identiv o'quv maqsadlari:

1. Aniqlovchi ergash gaplar Till, as soon as, before, after, while bog'lovchilari haqida ma'lumot oladi.
2. Aniqlovchi ergash gaplar ishtirokida gaplar tuza oladi.
3. Matnni mustaqil o'qib tarjima qila oladi.
4. Matnga oid so'z va iboralarni yoddan aytib bera oladi.
5. O'zining do'stiga maktub yozishni o'rganadi.

Kerakli jihozlar: darslik, luq'at, rasm, internet materiallari.

Ishni bajarish tartibi:

1. Till, as soon as, before, after, while bog'lovchilari mavjud.
2. Aniqlovchi ergash gaplar who, whom, which, that- olmoshlari bilan keladi. That har qanday ot yoki olmosh bilan ishlatiladi.

The book (that) I'm reading is not very interesting.

Men hozir o'qiyotgan kitob unchalik qiziqarli emas ekan.

3. Aniqlovchi ergash gaplar shuningdek, yana when, where nisbiy ravishlari bilan ham keladi.

I shall always remember the time when we went to the Institute.-

Institutda o`qigan davrimiz doim meni yodimda.

4.. “**A letter to a friend**” matnini ifodali o`qiy olish hamda matnga oid so`z va iboralarni o`rganish.

9. Matnni tarjima qila olish va uni so`zlab berish.
10. Yangi so`zlar ishtirokida matnni gapirib berish.
11. Matnga berilgan savollarga javob topa olish.
9. Yangi so`zlar yordamida jumla va gaplar tuzish.

Mavzuga oid adabiyotlar:

1. N. A. Bonk, “Ingliz tili darsligi”. Namangan,1998.
2. Raymond Murphy .“Essential English Grammar “.Tashkent, 1998.
3. SH. Abdullaev “English in Topics” Toshkent, 2006
4. M. G`apporov “ Ingliz tili grammatikasi” Toshkent, 2

Mustaqil ish topshiriqlari:

1 – topshiriq. Aniqlovchi ergash gaplarni tahlil qilish.

- 1.1. Aniqlovchi ergash gaplar who, whom,which, that haqida ma`lumot bering.
- 1.2. Aniqlovchi ergash gaplar who, whom,which, that ishtirokida gaplar tuzing.
- 1.7 Aniqlovchi ergash gap qanday so`roqlarga javob beradi?
- 1.8 155- sahifadagi 10-9- mashqlarni, 154- sahifadagi -7-8- mashqlarni bajaring.

2 — topshiriq. “A letter to a friend” matnini o`rganish.

- f. Matnga tegishli so`z birikmasi va iboralarni o`rganish.
- g. Matnlarni ona tiliga tarjima qilish.
- h. 91- sahifadagi 2,-3,-4- mashqlarni bajaring.
- i. Matnga 10 ta savol tuzish.
- j. Notanish so`z birikmasi va iboralarning imlosini o`rganish.

Ushbu topshiriqlar savollariga quyidagi adabiyotlardan javob topasiz:

1. N. A. Bonk, “Ingliz tili darsligi”. Namangan, 1998.
2. Raymond Murphy .“Essential English Grammar “.Tashkent, 1998.
3. SH. Abdullaev “English in Topics” Toshkent, 2006
4. M. G`apporov “ Ingliz tili grammatikasi” Toshkent, 2008
5. Butaev Z. Inglizsha – o`zbekcha, o`zbekcha-inglizcha lug`at. Toshkent , 2007.

A LETTER TO FRIEND

Dear Victor,

I'm 'very 'sorry couldn't 'write to you last, week, because I was busy, At 'last I've taken my
Lerature exaaml nation and I'm 'quite free. When my 'wife 'takes her last e'xam next week, we'll
'go to Yalta for a holiday. We hope we shall have a good time there. You 'know how we love the
sea. We are 'going to swim,t 'lie on the beach and sunbathe 'two or thiee 'hours a day. You
'write that you

Can't for'get the 'holiday which we spent there two 'years a go can for get it either. I'm 'awfully
'sorry you will not be 'able to go with us this vear

'When are you 'going to 'have your holiday? 'Is your 'wife's 'health still poor? I 'hope that she
will soon be all right. 'How 'long do you in tend to 'stay in the country? I there a 'river and a
wood there?

I'll be 'back early in August in 'order not to miss my mother's birthday. She will be six ty on the
tenth of August, you know

I 'think I'll be 'able to go to see you 'some 'time at the end of the month
shall be 'very 'glad to hear from you be'fore we leave.

'Love to you all,

Boris



Modul bo`yicha yakuniy hulosalar:

1.1 Ma`lum shart-sharoitlarda bo`lib o`tdigan ish harakatlarni ifodalashda. Ko`pincha bu shart-sharoit payt va shart ergash gapda if, when va boshqa bog`lovchilar bilan birga kelishini organib gaplar tuza oladi.

1.2. Payt va shart ergash gapning o`zida hech qachon KZO ishlatilmasligini tushuntirish va ular ishtirokida gaplar tuzish.

1.5. “At the library”matnida kutubhonada ingliz tilida qanday muroojat qilishni o`rganib olishadi.

1.6. Matnga oid so`z va iboralarni yoddan aytib, ular ishtirokida mustaqil gaplar tuzishni o`rganadi.

.1. Qo`shma gaplar bosh va ergash gapdan iborat bo`ladi. Ergash gap bosh gapni izohlab, u bilan bog`lovchilar yordamida birikadi.

1.2. Agar bosh va ergash gaplarning egasi bir bo`lsa, rus va o`zbek tillarida ergash gapda ham ega kelishi shart.

He writes that he is coming to Moscow. –U Moskvaga kelishini yozadi.

1.3.“Telephone Conversation” matnini o`rganib, telefonda so`zlashishni `organadi.

1.4. Aniqlovchi ergash gaplar shuningdek, yana when, where nisbiy ravishlari bilan ham keladi.

I shall always remember the time when we went to the Institute.-

Institutda o`qigan davrimiz doim meni yodimda.

1.5. “**A letter to a friend**” matnini ifodali o`qiy olish hamda matnga oid so`z va iboralarni o`rganish bilan birga o`z do`stiga ingliz tilida hat yozishni organadi.

Nazorat savollari:

I. Yangi so'zlardan foydalanib ingliz tiliga tarjima qiling.

1. Siz kutubxonada (allaqachon) bo'ldingizmi? - Yo'q hali. Men u yerga darslardan so'ng boraman.
2. Kutubxonada odam ko'p bor edi va men u yerga kechqurun borishga qaror qildim.
3. Siz Oskar Uayldning birorta kitobini ingliz tilida o'qiganmisiz? - Yo'q, ular men uchun ancha qiyin. Men uning kitoblarini o'zbek tilida o'qiganman. - Men sizga bu kitobni olishni maslahat beraman. U juda oson va qiziqarli.
4. O'qigani birorta qiziqarli kitob olib keling, iltimos. - Yaxshi, men sizga juda qiziqarli kitob berishim mumkun. Men uni avval ba'zi do'stlaringa ham bergandim va ularga juda yoqdi
5. Sizga televizordagi oxigi ko'rsatuv yoqdimi?
6. Bolaligimda men Andijonda yashaganman, shuning uchun bu shaharni yaxshi bilaman.
7. Siz bugun Anorani ko'rdingizmi? - Ha, u bu yerga hozirgina kelgandi va tez orada ketdi.
8. Men hozir ketaman. Siz mening kitob va jurnallarimdan foydalanishingiz mumkin
9. Afsus siz o'zingiz bilan o'g'illaringizni olib kelmabsiz
10. Iltimos, menga bir bo'lak bo'r bering. - Mana marhamat.
11. Mening dugonam kutubxonachi. U tarix instituti kutubxonasida ishlaydi. I2. Bu oy sizlarda geografiyadan nechta ma'ruza bo'ldi?
13. Men sizga bu kitobni ko'rsatmadim, chunki u siz uchun qiyin.
14. Men kecha kech oqshom keldim, shuning uchun siznikiga kelmadim.
15. Sizda Angliya tarixidan qanaqadir kitoblar bormi? - Ha, menda bir nechta bor.
16. Mamlakatimizning barcha xalqlari o'zbek adabiyotini bilishadi va sevishadi.

II. So`z va iboralarni tarjima qiling:

A conversation

How are you?

To feel (felt, felt)

to feel ill

to feel well

to feel bad

to come (go) to one's place

to be at one's place

to be ill
to get to a place
a tram stop
to have a talk
as underground
to go by underground
What's the matter?
a underground station
to see a doctor
See you later,
a temperature
to be afraid of
to ring up (rang up, rung up)

III. Savollarga javob bering.

1. When are you going to take your examination?
2. Do you think you will be very busy when preparing for your exams?
3. Which of your lecturers do you think will examine you?
4. When will you be free?
5. Do you think all of you will do well in English?
6. When did you last have an examination?
7. Have all of you taken exams? Which of you haven't? What marks did you get?
8. Did any of you get ill when you had to prepare for your exams? What did you do about it?
9. Have you had a holiday this year?'
10. Where are you going for your summer holiday?
11. What do you usually do when you are on holiday at the seaside?
12. This of your family (friends) is away on holiday now?
13. Is he at a holiday home?
14. How often do you hear from him?
15. What does he write? Is he having a good time?

16. How many hours a day does he swim and sunbathe?
17. Which of you lives in the country?
18. Is there a river and a wood near the place where you live?
19. Is your house near the bank of the river or far from it?
20. Do you think we can begin swimming and sunbathing early in May or is it too early?
21. When do you usually begin sunbathing?
22. When do you intend to begin swimming this year?
23. Do you intend to leave Moscow as soon as you take all your examinations?
24. Where do you intend to spend your holiday?
25. Do you like to rest an hour after dinner when you are on holiday?
26. Do you like resting after dinner? Why?
27. Do you like the sea? Why do you like it?
28. Are you a good swimmer?
29. Do you like swimming, in the sea or in a river?

IX. Gaplarni to'ldiring:

a) Aniqlovchi ergash gaplar bilan:

1. Here is the student who...
2. Here are the students who...
3. Is this the book which...?
4. Are these the books which...?
5. Do you know the student whose ...?
6. Is this the school you...?
7. Meet the man who...
8. Do you remember the time when...?
9. I shan't forget the place where...

b) Payt ergash gaplar bilan:

1. What will you do when... -
2. What did you do before...?
3. What did you do after...?
4. Will you stay here while...
5. Shall we go for a walk as soon as...?
6. Please stay here all...

c) Bosh gap bilan:

- I. Every time I hear it...
2. Every time I see him...
3. Every time I speak to him on the telephone...
4. Every time I go to the park...
5. Every time I ring him up...

Ўз-ўзини текшириш учун саволлар:

I. Infinitivni fe'l-kesimning mos shakli bilan almashtirib qavslarni oching.

1. "You (to see) the new picture by Picasso?" - "Yes." - "How you (to like) it?" - "I like it very much".
2. "You ever (to be) to Leningrad?" - "Yes. I (to go) there last winter".
3. "Is Father at home?" "No, he (not to come) yet."
4. I just (to finish) work and (to read) a book now.
5. "Where's your son?" "He (not to come) home from school yet. I think he still (to play) football".
6. "When your children (to come) back town?" "They (not to come) back yet".
7. You (to do) the translation already? You only (to begin) it 20 minutes ago.
8. "You (to finish) the work yet? Can I have a look at it?" "Certainly. I (to finish) it an hour ago."
9. I just (to have) breakfast, and (to lead) the paper," I (to answer). "You (to get up) so late?" he (to say) and (to ask) me to go to his place at once.
10. "When you (to come) to Moscow" "A week ago."
11. His daughter is a girl of ten (my friend)
12. Their sons go to school every day (his sisters)
13. Their parents are doctors (these children)
14. His friend graduated last year, (my brother)
15. Her parents live in Kiev, (this girl)
16. Her husband is a doctor, (their teacher)
17. I like his lectures. (Petrov)

II. Kerakli joyga artikl yoki predloglar dan mosini qo'ying.

1. This is ... picture of my study. Look at it.
2. There's ... large window in my study. ... ceiling's white, ... floor's brown, ... walls are yellow.
3. There's ... writing-table near ... window and ... arm-chair near it. You can see ... telephone and ... lamp on ... writing-table. I often speak on ... telephone.
4. There's ... bookcase to ... right of ... writing table.
5. There aren't many English books in ... bookcase; but there are ... lot of ... Uzbek books in it.
6. There isn't ... piano in my study. ... piano is in ... living-room.
7. My sister loves ... music, and often plays ... piano in ... evening. 8. There's ... sofa in ... corner of my study.
9. I usually spend ... lot of ... time in my study.
10. I work there in ... evenings on ... weekdays and in ... morning or afternoon on my days off.
11. Kerakli joyda nuqtalar o'rniga predloglar dan mosini qo'ying.
12. We're going to have a test ... the 3rd ... December.
13. Some ... my friends are coming this evening and we're going to revise the grammar rules ... the test.
14. "Could you come to see me ... Saturday evening?" "I'd love to."
15. We live ... a block ... flats ... the centre ... Leningrad. Our flat's ... the ground floor.
16. There are three rooms ... it.
17. There isn't a table ... the middle ... our living-room.
18. The table's ... the corner. There's a piano ... the left ... the table and a small table ... a radio set ... it ... the right.
19. My daughter likes (loves) playing ... the piano. Some ... her friends often come to listen ... her ... the evening.
20. "Where's the Ministry ... Foreign Trade?" "Go ... the right. It's ... the corner ... the street."
21. I'm going to speak ... him ... the telephone tonight.
22. What did you hear ... the radio yesterday?
23. When I watch TV or listen ... the radio I usually sit ... my new arm-chair, it's very-comfortable.
24. What can you see ... this picture?

III. Tarjima qiling:

1. Nimaga siz bu so'zlarni bilmaysiz? - Afsuski- men. ularni kecha takrorlay olmadim.
2. Nahotki kecha siz adabiyotdan ma'ruzada bo'lmagan bo'lsangiz?
3. Nahotki siz biz bilan shahar chetiga bora olmaymiz?
4. O'rtoq Petrov kelganini nahotki eshitmagan bo'lsangiz.
5. Nahotki sizning qizingiz maktabga bormasa?
-Yo'q, u hali juda kichkina
6. Nimaga mening savolimga javob bera olmayapsiz? Uni takrorlaymi? - Ha, iltimos men uni eshitmay qoldim.
7. E'rgash gaplarning tarjimasiga e'tibor bering.
8. Agar siz birorta so'zni bilmasangiz, men sizga matnni tarjima qilishga yordam berishim mumkin.
9. O'rtoq Pe'trov bir nechta chet tilida gapirishini bilasizmi?
10. Agar siz kutubxonaga tez-tez borib tursangiz o'rtoq Smernovni tanishingiz kerak, chunki u o'sha yerda ishlaydi.
11. Diktatingizda yana xato ko'pligini nahotki bilmaysiz? 5. Bu kitobni olmang, agar siz uchun uni juda qiyin deb o'ylasangiz.
12. Men doim do'stiarimdan xat olganimda quvonaman.
13. Mening do'stim ikkita ehet tilini yaxshi biladi.
14. Sizning juda yaxshi bolalaringiz bor ekan.
15. Men bu matinni yaxshi tarjima qila olmayapman, chunki ko'p so'zlarni bilmayman.
16. Kecha siz bu darsni yomon o'qidingiz.
17. Kecha ob-havo yomon edi. 6. Bugun qizim o'zini yomon his qilayapti. 18. Men siznikiga kela olmayman, chunki o'zimni yomon his qilayapman.
19. Siz royalani juda yaxshi chalarkansiz.
20. Bu film juda qiziqarli va u menga juda yoqdi.
21. Men o'qituvchimizni ko'rishni (ko'rgani borishni) juda xohlayman.
22. Bugun ob-havo juda yaxshi
23. O'rtoq Smirnov siz bilan gaplasha olmaydi, u o'zini juda yomon his qilayapti
24. Siz grammatik qoidalarni unutmaslingiz kerak.
25. Men daftarimni sinfda unutib qoldiribman.
26. Eski do'stlarni unutmang.
27. Darslikni uyda unutib qoldirmang.

28. Kitoblarni olishni unutmang.
29. Menimcha men ruchkamni shu yerda qoldiribman. Siz uni ko'rmadingizmi?
30. Siz kecha unikiga kirishni unutib qo'ydingizmi yoki vaqtingiz bo'lmadimi.
31. Bu jurnalni bu yerda kim unutib qoldirdi?
32. Kechirasiz, men bu matnni tarjima qilishni unutibman.
33. Sumkangizni qayerda qoldirdingiz? –Esimda yo'q
34. Nega bola vrachdan qo'rqadi.
35. U kechqurun uydan (tashqariga) chiqishdan qo'rqadi.
36. U bir so'z aytishdan ham qo'rqadi.
37. U sizga bu haqda aytishni unutgan deb qo'rqaman.
38. Siz meni eslay olmaysiz deb qo'rqaman.
39. Siz hozir unga telefon qila olasizmi? - Afsuski, yo'q (Yo'q telefon qilolmayman deb qo'rqaman) Men hozir ketishim kerak.
40. U shubhasiz bu fanni juda yaxshi biladi.
41. Siz albatta vrachga borishingiz, (uchrashingiz) kerak.
42. Siz menga bir nechta jumallarni ko'rsatib yubora olmaysizmi – Albatta.
43. Siz, menga yordam bera olasizmi' - Albatta

III. Quyidagi so'z va iboralar ishtirokida gaplar tuzing.

1. Dear
2. To be busy
3. At last
4. An xam (examination)
5. to pnpate for an exam (examination)
6. to take an exam (examination)
7. to pass an exam (examination)
8. To examine
9. Quite
10. At all
11. To be free
12. A holiday
13. To have holiday
14. To have day to be (away) on holiday
15. to go to some place for a (on's) holiday
16. a month's holiday
17. two months' holiday
18. a holiday-centre
19. a holiday-home

20. to rest
21. to have a test
22. to hope at the end of
23. to have a good time
24. a sea
25. a seaside
26. to swim
27. to hear from smb.

III. Tarjima qiling:

1. Nimaga siz bu so'zlarni bilmaysiz? - Afsuski- men. ularni kecha takrorlay olmadim.
2. Nahotki kecha siz adabiyotdan ma'ruzada bo'lmagan bo'lsangiz?
3. Nahotki siz biz bilan shahar chetiga bora olmaymiz?
4. O'rtoq Petrov kelganini nahotki eshitmagan bo'lsangiz.
5. Nahotki sizning qizingiz maktabga bormasa?
-Yo'q, u hali juda kichkina
6. Nimaga mening savolimga javob bera olmayapsiz? Uni takrorlaymi? - Ha, iltimos men uni eshitmay qoldim.
7. E'rgash gaplarning tarjimasiga e'tibor bering.
8. Agar siz birorta so'zni bilmasangiz, men sizga matnni tarjima qilishga yordam berishim mumkin.
9. O'rtoq Pe'trov bir nechta chet tilida gapirishini bilasizmi?
10. Agar siz kutubxonaga tez-tez borib tursangiz o'rtoq Smernovni tanishingiz kerak, chunki u o'sha yerda ishlaydi.
11. Diktatingizda yana xato ko'pligini nahotki bilmaysiz? 5. Bu kitobni olmang, agar siz uchun uni juda qiyin deb o'ylasangiz.
12. Men doim do'stiarimdan xat olganimda quvonaman.
13. Mening do'stim ikkita ehet tilini yaxshi biladi.
14. Sizning juda yaxshi bolalaringiz bor ekan.
15. Men bu matinni yaxshi tarjima qila olmayapman, chunki ko'p so'zlarni bilmayman.
16. Kecha siz bu darsni yomon o'qidingiz.
17. Kecha ob-havo yomon edi. 6. Bugun qizim o'zini yomon his qilayapti. 18. Men siznikiga kela olmayman, chunki o'zimni yomon his qilayapman.
19. Siz royalani juda yaxshi chalarkansiz.
20. Bu film juda qiziqarli va u menga juda yoqdi.
21. Men o'qituvchimizni ko'rishni (ko'rgani borishni) juda xohlayman.
22. Bugun ob-havo juda yaxshi
23. O'rtoq Smirnov siz bilan gaplasha olmaydi, u o'zini juda yomon his qilayapti
24. Siz grammatik qoidalarni unutmaslingingiz kerak.
25. Men daftarimni sinfda unutib qoldiribman.
26. Eski do'stlarni unutmang.
27. Darslikni uyda unutib qoldirmang.
28. Kitoblarni olishni unutmang.
29. Menimcha men ruchkamni shu yerda qoldiribman. Siz uni ko'rmadingizmi?
30. Siz kecha unikiga kirishni unutib qo'yingizmi yoki vaqtingiz bo'lmadimi.
31. Bu jurnalni bu yerda kim unutib qoldirdi?
32. Kechirasiz, men bu matnni tarjima qilishni unutibman.
33. Sumkangizni qayerda qoldirdingiz? -Esimda yo'q
34. Nega bola vrachdan qo'rqadi.
35. U kechqurun uydan (tashqariga) chiqishdan qo'rqadi.
36. U bir so'z aytishdan ham qo'rqadi.

37. U sizga bu haqda aytishni unutgan deb qo'rqaman.
38. Siz meni eslay olmaysiz deb qo'rqaman.
39. Siz hozir unga telefon qila olasizmi? - Afsuski, yo'q (Yo'q telefon qilolmayman deb qo'rqaman) Men hozir ketishim kerak.
40. U shubhasiz bu fanni juda yaxshi biladi.
41. Siz albatta vrachga borishingiz, (uchrashingiz) kerak.
42. Siz menga bir nechta jumallarni ko'rsatib yubora olmaysizmi – Albatta.
43. Siz, menga yordam bera olasizmi' - Albatta

III. Savollarga javob bering.

1. Where were you born?
2. How old are you?
3. What languages do you know?
4. What sports do you like?
5. Is your family large? What is good about a large family? What is bad?
6. What is Tashkent?
7. How old is Tashkent?
8. What is the capital of Uzbekistan?
9. How do you know Tashkent is a modern city?

10. What differences between Tashkent and your town?
11. What ancient cities in Uzbekistan do you know?
12. How many seasons in a year?
13. What is your favorite season?
14. When does it rain in Uzbekistan?
15. During which seasons are the bazaars full?
16. What do you do in your days off?
17. How do you spend your days off?
18. What sports do you like to play ?
19. Who is your friend?
20. How many countries have recognized Uzbekistan as an independent country?
21. What means of communication do you like best?
22. Which is the most popular novel of the season?
23. Is the novel only popular with young people, or is it popular with older people too?
24. Why is it popular?
25. At what age do children usually like playing active games?
26. Are you cross with your children if they make a noise while they're playing? Why are you (aren't you)?
27. How can you stop them if they make too much noise?
28. Which of you is good at active games?
29. Which games are you good at?
30. What other games are you good at besides tennis (volley-ball, etc)?
31. Are you good at foreign languages? Why do you think so?
32. Why is it good to start learning a foreign language at an early age?
33. Which of your friends has ever written a play of his own?
34. When was it performed for the first time?
35. Did everybody enjoy the performance?
36. Did the writer become more popular with his friends after the performance?
37. What else did he write besides the play?
38. Who do you usually go to when you want help with your English?

39. Why do you go to him and not to anyone else?
40. How (in what way) does your friend help you?
41. Have you any friends besides him who could help you with your English?
42. What was your ambition when you left school?
43. Where did you get your education?
44. Did you have to earn your living when you went to college?
45. Do you enjoy your now?
46. Where do you keep your books at home?
47. What public library is most popular in Tashkent?
48. Have you ever been to Tashkent before?
49. Is there a Metro in Tashkent?
50. What ancient cities in Uzbekistan do you know?
51. What holidays are celebrated in Uzbekistan?

Mutoola uchun qo`shimcha matnlar:

YOUTH TODAY

Tayanch so`z va iboralar:

2. country- mamlakat
3. attention- diqqat
4. reason- bahona
5. higher- balandroq
6. international- halqaro
7. employment- qo`llash (ish, mashg`ulot)
8. pay-to`lov
9. possibility- imkoniyat
10. opportunity- qulay vaziyat
11. type- ramz (namuna)
12. lower- pasaytirmoq
13. preparation- tayyorgarlik
14. spirit- kayfiyat
15. proceed- davom ettirmoq
16. uniform- uniforma

Children are the future of every country. What is good for the youth, is good for the future of that country. Everyone loves their children and wants the best future for them. For that reason, people everywhere are interested in peace, security and a good, stable economy.

The government of Uzbekistan pays great attention to the education and upbringing of young people. They have every opportunity to study. The uniform system of public education in our Republic makes it possible to proceed easily from lower level to higher education. Graduates can enter any type of specialised secondary or higher school.

Much attention is paid to the positive development of young people and their preparation for employment. Teachers try to do their best to educate young people and bring them up in the spirit of democratic ideals and internationalism. They try to teach children good morals and ethics. It is the young people who will take the world's future in their own interests and goals and to recognise and understand the problems of today.

MY NATIVE TOWN

Tayanch so`z va iboralar:

1. be born — tug`ilmoq
2. native town — ona shahar
3. ancient — qadimiy
4. beautiful — chiroyli
5. part — qism
6. building — bino
7. modern shops — zamonaviy do`konlar
8. hospital — kasalxona
9. be situated — joylashgan bo`lmoq
10. factory — fabrika
11. in the open air — ochiq havoda
12. famous monument — mashhur yodgorlik
13. all over the world — dunyo bo`ylab
14. mausoleum — maqbara

I was born in Bukhara, it is my native town. It is an ancient and a very beautiful town. There are 2 parts in our town: the new part and the old one. In the new part there are many new buildings and modern shops. Most of schools and hospitals are situated in the new part. Here are also situated the University, Technological and Medical Institutes, plants, factories, colleges and many others. The old part of our town is the museum in the open air. All ancient monuments are situated here. Such famous monument as Minaret Kalyan is known all over the world. A lot of tourists come to our town to see our famous Ulegbek's madressah, Nadirdivanbigi madressah, Mokhi-Khosa, Ismail Samani mausoleum and others. I like my town very much.

THE GEOGRAPHICAL POSITION OF UZBEKISTAN

Tayanch soʻz va iboralar:

1. Central Asia — Oʻrta Osiyo
2. between — oʻrtasida
3. river — daryo
4. region — viloyat
5. flatland — tekislik
6. mountain — togʻ
7. desert — choʻl
8. cover — qoplamoq
9. square kilometre — kvadrat km.51
10. border on — chegaralanmoq
11. climate — iqlim
12. cotton growing — paxta oʻstirish
13. important producer — koʻzga koʻringan ishlab chiqaruvchi
14. silk — ipak

The Republic of Uzbekistan is one of the four Republics of Central Asia. Uzbekistan is situated between the Amu-Darya and the Syr-Darya, the greatest Asian rivers. It is the region of flatlands, mountains and deserts. The territory of the Republic covers 447,4 thousand square kilometres and is larger than Great Britain or Italy. Uzbekistan borders

on Kazakhstan, Kirghisia, Tajikistan and Turkmenia. In the south Uzbekistan borders on Afghanistan. There are 12 regions and one Autonomous Republic in Uzbekistan.

The climate is continental. A great number of sunny days are good for cotton growing. Uzbekistan is one of the most important producers of cotton and silk. If you look at the map of the Republic of Uzbekistan you will see coal, oil and natural gas resources, deposits⁵² of marble, non-ferrous and other metals including gold.

INDEPENDENT UZBEKISTAN

Tayanch soʻz va iboralar:

1. celebrate — nishonlamoq
2. anniversary — yilligi (yubiley)
3. declare — eʻlon qilmoq
4. independent state — mustaqil davlat
5. changes — oʻzgarishlar
6. undergo — sodir boʻlmoq
7. foreign politics — tashqi siyosat
8. home politics — ichki siyosat
9. Constitution — konstitutsiya
10. anthem — madhiya gimn
11. flag — bayroq
12. emblem — gerb
13. United Nations — Birlashgan Millatlar

The Great holiday of our people is the Independence day. This holiday is widely celebrated on the 1st of September every year. As we know the Independence of Uzbekistan was declared on the 31st of August in 1991. After Uzbekistan had become an independent state many changes underwent in its foreign and home politics. Uzbekistan has its own Constitution, anthem, flag and emblem. Uzbekistan became the member of the United Nations Organization on the 2nd of March in 1992. Uzbekistan has its own major principles of foreign and home politics.⁵⁹ More than 130 developed countries of the world admitted Uzbekistan as an Independent state. Uzbekistan maintains economic and cultural relations with the USA, Japan, Great Britain, France, Germany, Turkey and many others. From year to year the number of joint-ventures, new plants, factories, embassies is increasing in our Republic.

THE HISTORY OF UZBEKISTAN

Tayanch soʻz va iboralar:

1. session — sessiya
2. Supreme Soviet — Oliy Kengash
3. elect — saylamoq
4. head of the state — davlat boshligʻi
5. brave — jasur
6. decisive — hal qiluvchi
7. step — qadam
8. struggle — kurash
9. on the basis — asosida
10. universal — umumiy
11. equal — teng
12. direct — toʻgʻridan-toʻgʻri
13. suffrage — saylash huquqi
14. secrete ballot — yashirin ovoz berish
15. election — saylov
16. national-wide — umumxalq
17. presidential election — prezidentlikka saylov
18. conduct — oʻtkazmoq
19. receive — olmoq, qabul qilmoq

The former Uzbekistan was founded in 1924. It has been one of the fifteen Republics of the former USSR for 67 years, that's till 1991. On March 24, 1990, Uzbekistan, the first of Republics of the USSR, which was still existing in that time, instituted a post of the President of the Republic of Uzbekistan and on the session of the Supreme Soviet Islam A. Karimov was elected into the head of the state. It has been a brave and decisive step in the struggle for independence. On August 31, 1991, the independence of Uzbekistan was declared. On December 29, 1991, on the basis of universal, equal and direct suffrage by secret ballot for elections, national-wide presidential election was conducted. Islam A. Karimov received the absolute majority of votes and was elected into that high post. On March 26, 1995, in accordance with a decree of Oliy Majlis, national-wide referendum prolonged the term of office of the President Islam A. Karimov till 2000. On November 18, 1991, the VIII th session of the Supreme Council adopted the Law on State Flag of the Republic of Uzbekistan. On July 2, 1992, the session of the Supreme Council confirmed a new State Emblem of the Independent Republic of Uzbekistan. On December 8, 1992, the session of the Supreme Council, after national-wide discussions, confirmed «The Law on Adoption of the Constitution of the Republic of Uzbekistan». On December 10, 1992, the Law on State Anthem of the Republic of Uzbekistan was passed. On January 14, 1992, the Armed Forces of the Republic of Uzbekistan was organized. Uzbekistan was admitted to the International Finance Corporation (IFC). On July 1, 1994.

GREAT BRITAIN

Tayanch soʻz va iboralar:

1. British Kingdom — Britaniya Qirolligi
2. large historical areas — katta tarixiy maydonlar
3. England — Angliya
4. Scotland — Shotlandiya
5. Wales — Uels
6. Northern Ireland — Shimoliy Irlandiya
7. a number of — koʻp sonli
8. island — orol
9. Briton — Britaniyalik (millat)
10. native inhabitant — tub aholisi
11. anthem — madhiya
12. God Save the Queen/King — Oʻzing Qirolichani/Qirolni asra
13. currency — pul birligi
14. pound — funt
15. regions — regionlar
16. chief regional administ- — bosh mintaqaviy
17. district — tuman
18. official language — davlat tili

The British Kingdom includes 4 large historical areas: England, Scotland, Wales, Northern Ireland and a number of smaller islands. Briton is a native inhabitant of Great Britain.

Flag. Known as the Union Jack. Anthem. «God Save the Queen / King» is the British National Anthem. Currency. Pound. 76 Regions. The chief regional administrative units are called countries in England and Wales, regions in Scotland, and districts in Northern Ireland. Languages. English is the official and predominant language.

Tavsiya qilingan adabiyotlar ro`yhati:

1. Karimov I.A. Barkamol avlod-O'zbekiston taraqqiyotining poydevori. Toshkent, 1998.
2. Karimov I.A. O'zbekiston XXI asrga intilmoqda. Toshkent, 2000.
3. Karimov I.A. Barkamol avlod orzusi. Toshkent, 2000.
4. Karimov I. A. Yuksak ma'naviyat – engilmas kuch. Toshkent, 2008.
5. H. A. Bonk va boshqalar Ingliz tili darsligi. Namangan, 2006
6. Lutfullaeva M. va boshqalar. Ingliz tili. 1-qism. Toshkent, 1998.
7. Abdalina E.A. va boshqalar. Ingliz tili. Toshkent, 1997.
8. Bo'ronov J. va boshqalar. Ingliz tili grammatikasi. Toshkent, 1974.
9. Abdullaev Sh. va boshqalar. English in Topics. Toshkent, 2006.
10. R. Murphy English Grammar in Use. Cambridge University Press.
12. Zaripova R.A, Obidova T.O. Ingliz tili darsligi. Toshkent, 1992.
13. Ekkersli K.E. Uchebnik angliyskogo yazo'ka. Sankt- Peterburg, 1994.
14. Jo'raeva M. va boshqalar. Ingliz tili. Toshkent, 2008.
15. Myuller V. K. Novo'y anglo-russkiy, russko-angliyskiy slovar. Moskva, 2003.
16. Butaev Z. Inglizcha-o'zbekcha, o'zbekcha-inglizcha lug'at. Toshkent, 2007.
18. Website : www.madaniyat.sport.uz
19. The Concise Oxford Dictionary. Fifth Edition. Oxford. University Press,1964

INTERNETDAN OLISH MUMKIN BO'LGAN MA'LUMOTLAR SAYTLARI.

WWW. GOOgle. Com.

WWW. Every thin els. Net

WWW. Geo cities. Com

WWW. English to go. Com

Ingliz tilidan o'quv-uslubiy majmua
1-bosqich barcha ta'lim yo'nalishlari talabalari uchun
(O'zbek va ingliz tillarida)

Terishga 10.10.10 yil berildi. Bosishga 16.10.10 yilda
ruxsat qilindi. Bichimi 60 x 84, 1/16. Buyurtma № __.
Hajmi 6,5 b.t. Nusxasi 300 dona. Bahosi kelishilgan
narxda. GulDU bosmaxonasida chop etildi.
7007012. Guliston, 4-mavze