

*Chirchiq shahar 11-sonli
umumiy o'rta ta'lim maktabining
ingliz tili fani o'qituvchisi
Muxlisa Olimovaning
ochiq dars ishlanmasi.*

Class:5

The theme of the lesson: Competitions are fun!

Aims of the lesson:

1. ***Educational:*** - to revive all lessons;
2. ***Didactic:*** - to enable pupil to have a fun;
3. ***Developmental:*** - to practice working in groups, in pairs and individual;
-to enable pupils to understand and perform commands;

Type of the lesson: Giving information, developing knowledge and experience, recycle different topical vocabulary by using pictures

Style of the lesson: conversational, logical thinking.

Equipment of the lesson: Textbook, the DVD of the book, pictures, posters, the pupils' book.

Procedure of the lesson:

I. The beginning of the lesson:

Teacher: Good morning, children.

Pupils: Good morning, teacher!

Teacher: Sit down, please! I'm glad to see you.

- Now tell me, please, who is on duty today?
- What date is it today?
- What day is it today?
- Who is absent?
- What season is it now?

II. The main part of the lesson.

T: Very good. Sit down please! Today's theme is very interesting and funny. Today we play different games to review all lessons.

First of all, we play the game of pronunciation.

Now we will sing a song ABC.



Game 1. Spelling.



Now listen to the instruction carefully.

- I'll give you a card and you write two words for food on it.
- You are divided into two teams.
- A child from one team asks the other team to spell a word on his or her card. E.g. **Spell apple**.
- The other team tries to spell the word with the child saying **a**, the next child **p**, and so on.

I'll score one point for each correct word.




Activity 2. Tongue twister.





Activity 3. Word beetles.

- Now you write as many words as they can see beginning with that letter. For each new word, they add a leg to your beetle.
- Then you ask and answer to find out who has the most words, legs.



Activity 4. Shopping game.

-In this game you look at the pictures and say what you want to buy in the shop. But you mustn't tell them the full name, only the first letter. And other group will find what it is. **For example:**

-I want to buy a something beginning with "a".

– It is an apple.



A dog, a ball, a cake, a flower, a book, dress, socks, bike, a doll, biscuits.

Activity 5. *Listen and sing the song together.*

Now we'll have a rest.

This is the way

This is the way we wash our face,

Wash our face, wash our face

This is the way we wash our face,

So early in the morning.

This is the way we comb our hair,

Comb our hair, comb our hair,

This is the way we comb our hair,

So early in the morning.

This is the way we brush our teeth,

Brush our teeth, brush our teeth,

This is the way we brush our teeth,

So early in the morning.

This is the way we put on our clothes,

Put on our clothes, put on our clothes,


This is the way we put on our clothes,

So early in the morning.

Activity 6. *What can you do in English?*

-Now look at the balloons. There are different tasks in these balloons. Now one pupil of the team come to the blackboard and chooses a balloon and split it. Then read the task and do it.

-Can you ...?



1. Can you name five animals?
2. ... count from 20 to 1?
3. ... name five colors?
4. ... say a poem in English?
5. ... name five fruits?
6. ... sing a song in English?
7. ... say the days of the week?
8. say the month of the year?
9. ... count from 20 to 30?
10. ... count from 1 to 20?

III. The end of the lesson:

A) Conclusion:

- Now I see that you know English well. And I hope that wherever you are, you use the learnt materials in your life.
- Well, our lesson is almost over. Thank you for your being active in the lesson. I think it was very interesting to listen to your points of view.
- If you have any questions, you can ask them. And your marks for the lesson are the following.

B) Marking:

C) Homework: To review all the lessons.